

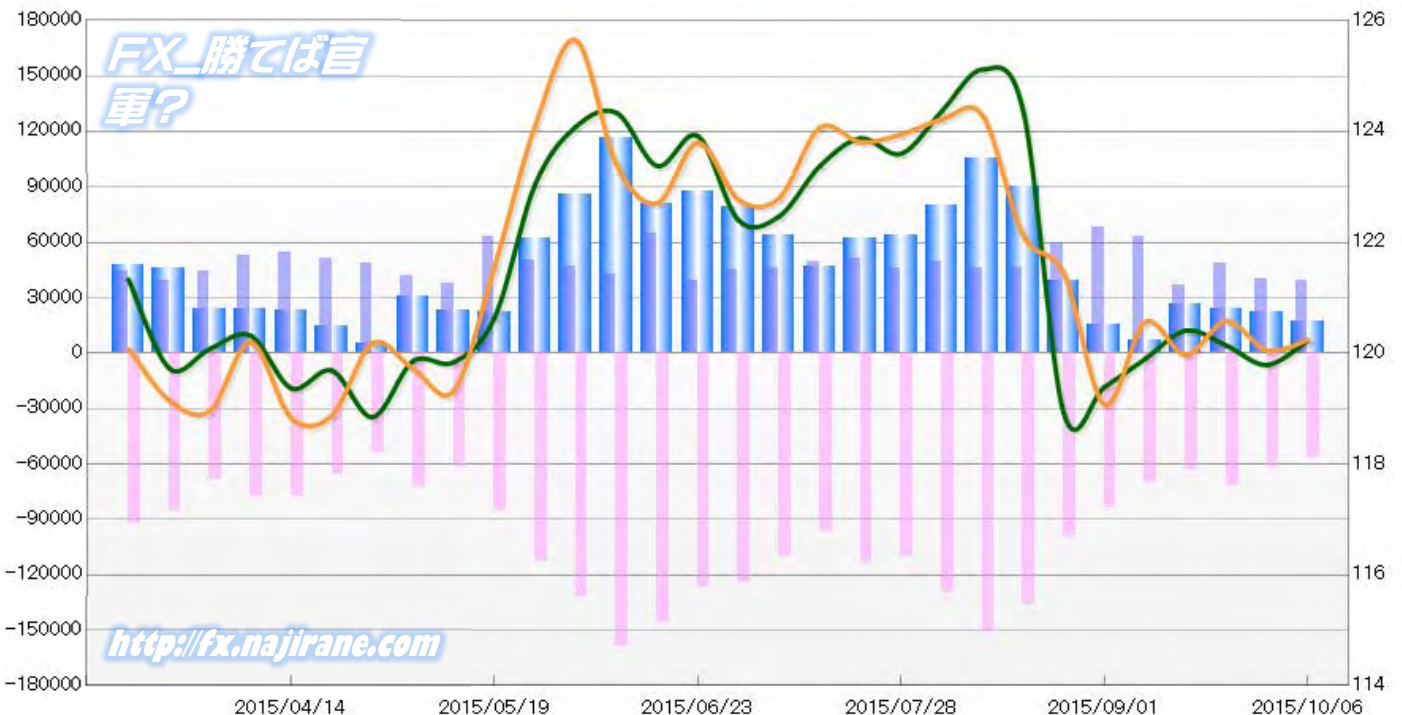
JAPANESE YEN - CHICAGO MERCANTILE EXCHANGE
2015/04/14 ~ 2015/10/06

Code-097741
 2015/10/09 NYクローズ時公表値

Report_Date	Non Commercial Positions												火曜日 引け値	金曜日 引け値
	Long	増減	増減(%)	Short	増減	増減(%)	売り越し	増減	増減(%)	売買計	増減	増減(%)		
2015/10/06	39050	-703	-1.8%	56649	-5156	-8.3%	17599	-4453	-20.2%	95699	-5859	-5.8%	120.23	120.24
2015/09/29	39753	-8529	-17.7%	61805	-10155	-14.1%	22052	-1626	-6.9%	101558	-18684	-15.5%	119.79	120.05
2015/09/22	48282	11833	32.5%	71960	8697	13.7%	23678	-3136	-11.7%	120242	20530	20.6%	120.14	120.58
2015/09/15	36449	-26672	-42.3%	63263	-6520	-9.3%	26814	20152	302.5%	99712	-33192	-25.0%	120.41	119.97
2015/09/08	63121	-4902	-7.2%	69783	-13795	-16.5%	6662	-8893	-57.2%	132904	-18697	-12.3%	119.90	120.56
2015/09/01	68023	8101	13.5%	83578	-15403	-15.6%	15555	-23504	-60.2%	151601	-7302	-4.6%	119.39	119.07
2015/08/25	59922	13987	30.4%	98981	-37084	-27.3%	39059	-51071	-56.7%	158903	-23097	-12.7%	118.92	121.44
2015/08/18	45935	167	0.4%	136065	-14929	-9.9%	90130	-15096	-14.3%	182000	-14762	-7.5%	124.38	122.13
2015/08/11	45768	-4138	-8.3%	150994	21372	16.5%	105226	25510	32.0%	196762	17234	9.6%	125.12	124.29
2015/08/04	49906	3636	7.9%	129622	19814	18.0%	79716	16178	25.5%	179528	23450	15.0%	124.37	124.22
2015/07/28	46270	-4629	-9.1%	109808	-3405	-3.0%	63538	1224	2.0%	156078	-8034	-4.9%	123.60	123.95
2015/07/21	50899	1732	3.5%	113213	16675	17.3%	62314	14943	31.5%	164112	18407	12.6%	123.88	123.81
2015/07/14	49167	3097	6.7%	96538	-13161	-12.0%	47371	-16258	-25.6%	145705	-10064	-6.5%	123.38	124.07
2015/07/07	46070	591	1.3%	109699	-14602	-11.7%	63629	-15193	-19.3%	155769	-14011	-8.3%	122.47	122.80
2015/06/30	45479	6460	16.6%	124301	-2435	-1.9%	78822	-8895	-10.1%	169780	4025	2.4%	122.40	122.77
2015/06/23	39019	-25741	-39.7%	126736	-18688	-12.9%	87717	7053	8.7%	165755	-44429	-21.1%	123.92	123.80
2015/06/16	64760	22320	52.6%	145424	-13302	-8.4%	80664	-35622	-30.6%	210184	9018	4.5%	123.38	122.71
2015/06/09	42440	-4241	-9.1%	158726	26352	19.9%	116286	30593	35.7%	201166	22111	12.3%	124.34	123.40
2015/06/02	46681	-3529	-7.0%	132374	19940	17.7%	85693	23469	37.7%	179055	16411	10.1%	124.09	125.65
2015/05/26	50210	-13188	-20.8%	112434	27031	31.7%	62224	40219	182.8%	162644	13843	9.3%	123.05	124.11
2015/05/19	63398	25550	67.5%	85403	23962	39.0%	22005	-1588	-6.7%	148801	49512	49.9%	120.64	121.56
2015/05/12	37848	-4004	-9.6%	61441	-11594	-15.9%	23593	-7590	-24.3%	99289	-15598	-13.6%	119.84	119.33
2015/05/05	41852	-6869	-14.1%	73035	18821	34.7%	31183	25690	467.7%	114887	11952	11.6%	119.86	119.72
2015/04/28	48721	-2799	-5.4%	54214	-11754	-17.8%	5493	-8955	-62.0%	102935	-14553	-12.4%	118.85	120.18
2015/04/21	51520	-3263	-6.0%	65968	-11885	-15.3%	14448	-8622	-37.4%	117488	-15148	-11.4%	119.69	118.88
2015/04/14	54783			77853			23070			132636			119.37	118.83

JAPANESE YEN - CHICAGO MERCANTILE EXCHANGE
FUTURES ONLY POSITIONS

— 金曜終値 — 火曜終値 — Short枚数 — Long枚数 — 売り越し枚数(マイナスの場合は買越しと読替え)

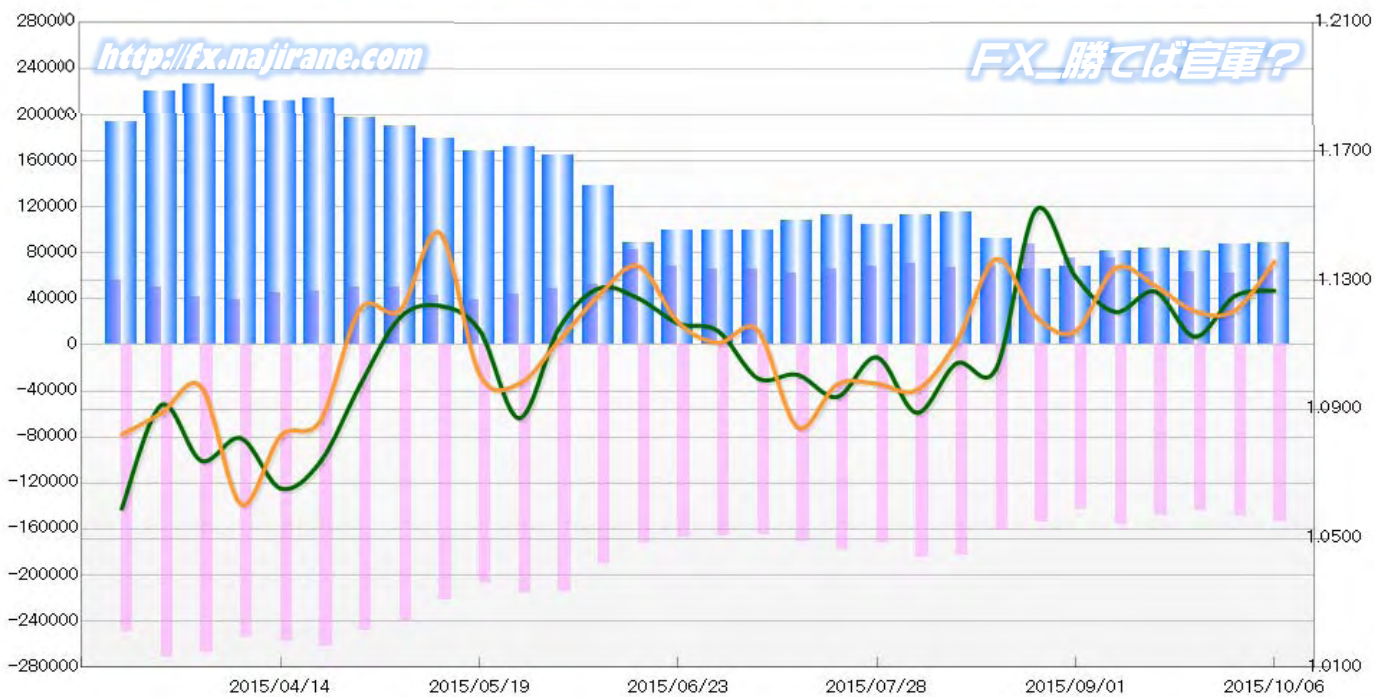


EURO FX - CHICAGO MERCANTILE EXCHANGE Code-099741
2015/04/14 ~ 2015/10/06 2015/10/09 NYクローズ時公表値

Report_Date	Non Commercial Positions												火曜日 引け値	金曜日 引け値
	Long	増減		Short	増減		売り越し	増減		売買計	増減			
2015/10/06	65410	3478	5.6%	154220	4628	3.1%	88810	1150	1.3%	219630	8106	3.8%	1.1269	1.1359
2015/09/29	61932	-1594	-2.5%	149592	5033	3.5%	87660	6627	8.2%	211524	3439	1.7%	1.1252	1.1207
2015/09/22	63526	110	0.2%	144559	-3059	-2.1%	81033	-3169	-3.8%	208085	-2949	-1.4%	1.1126	1.1205
2015/09/15	63416	-12299	-16.2%	147618	-9338	-5.9%	84202	2961	3.6%	211034	-21637	-9.3%	1.1266	1.1284
2015/09/08	75715	805	1.1%	156956	14189	9.9%	81241	13384	19.7%	232671	14994	6.9%	1.1203	1.1339
2015/09/01	74910	-12897	-14.7%	142767	-11118	-7.2%	67857	1779	2.7%	217677	-24015	-9.9%	1.1311	1.1143
2015/08/25	87807	19334	28.2%	153885	-7320	-4.5%	66078	-26654	-28.7%	241692	12014	5.2%	1.1520	1.1188
2015/08/18	68473	1100	1.6%	161205	-21378	-11.7%	92732	-22478	-19.5%	229678	-20278	-8.1%	1.1027	1.1367
2015/08/11	67373	-3247	-4.6%	182583	-1431	-0.8%	115210	1816	1.6%	249956	-4678	-1.8%	1.1043	1.1109
2015/08/04	70620	2778	4.1%	184014	12164	7.1%	113394	9386	9.0%	254634	14942	6.2%	1.0890	1.0960
2015/07/28	67842	2114	3.2%	171850	-6854	-3.8%	104008	-8968	-7.9%	239692	-4740	-1.9%	1.1062	1.0980
2015/07/21	65728	3052	4.9%	178704	8247	4.8%	112976	5195	4.8%	244432	11299	4.8%	1.0939	1.0978
2015/07/14	62676	-3485	-5.3%	170457	5030	3.0%	107781	8515	8.6%	233133	1545	0.7%	1.1008	1.0845
2015/07/07	66161	607	0.9%	165427	-162	-0.1%	99266	-769	-0.8%	231588	445	0.2%	1.0997	1.1146
2015/06/30	65554	-2313	-3.4%	165589	-1584	-0.9%	100035	729	0.7%	231143	-3897	-1.7%	1.1144	1.1107
2015/06/23	67867	-14847	-17.9%	167173	-4898	-2.8%	99306	9949	11.1%	235040	-19745	-7.7%	1.1167	1.1171
2015/06/16	82714	30071	57.1%	172071	-18546	-9.7%	89357	-48617	-35.2%	254785	11525	4.7%	1.1245	1.1345
2015/06/09	52643	3172	6.4%	190617	-24366	-11.3%	137974	-27538	-16.6%	243260	-21194	-8.0%	1.1276	1.1254
2015/06/02	49471	5250	11.9%	214983	-978	-0.5%	165512	-6228	-3.6%	264454	4272	1.6%	1.1151	1.1113
2015/05/26	44221	5463	14.1%	215961	8864	4.3%	171740	3401	2.0%	260182	14327	5.8%	1.0873	1.0980
2015/05/19	38758	-4575	-10.6%	207097	-15212	-6.8%	168339	-10637	-5.9%	245855	-19787	-7.4%	1.1146	1.1010
2015/05/12	43333	-6783	-13.5%	222309	-17934	-7.5%	178976	-11151	-5.9%	265642	-24717	-8.5%	1.1222	1.1448
2015/05/05	50116	-618	-1.2%	240243	-8257	-3.3%	190127	-7639	-3.9%	290359	-8875	-3.0%	1.1185	1.1208
2015/04/28	50734	3913	8.4%	248500	-12966	-5.0%	197766	-16879	-7.9%	299234	-9053	-2.9%	1.0976	1.1212
2015/04/21	46821	1557	3.4%	261466	3855	1.5%	214645	2298	1.1%	308287	5412	1.8%	1.0738	1.0866
2015/04/14	45264			257611			212347			302875			1.0655	1.0818


**EURO FX - CHICAGO MERCANTILE EXCHANGE
FUTURES ONLY POSITIONS**

— 金曜締め週終値 — 火曜締め週終値 — Short枚数 — Long枚数 — 売り越し枚数(マイナスの場合は買越しと読替え)



	2015/09/08			2015/09/15			2015/09/22			2015/09/29			2015/10/06		
	Long	Short	売り越し	Long	Short	売り越し	Long	Short	売り越し	Long	Short	売り越し	Long	Short	売り越し
JPY	63121	69783	6662	36449	63263	26814	48282	71960	23678	39753	61805	22052	39050	56649	17599
	前週比 枚数増減 (枚)			-26672	-6520	20152	11833	8697	-3136	-8529	-10155	-1626	-703	-5156	-4453
	前週比 枚数増減 (%)			-42.26%	-9.34%	302.49%	32.46%	13.75%	-11.70%	-17.66%	-14.11%	-6.87%	-1.77%	-8.34%	-20.19%
EUR	75715	156956	81241	63416	147618	84202	63526	144559	81033	61932	149592	87660	65410	154220	88810
	前週比 枚数増減 (枚)			-12299	-9338	2961	110	-3059	-3169	-1594	5033	6627	3478	4628	1150
	前週比 枚数増減 (%)			-16.24%	-5.95%	3.64%	0.17%	-2.07%	-3.76%	-2.51%	3.48%	8.18%	5.62%	3.09%	1.31%
GBP	43509	61147	17638	43206	46825	3619	45001	43734	-1267	49815	51862	2047	47700	52233	4533
	前週比 枚数増減 (枚)			-303	-14322	-14019	1795	-3091	-4886	4814	8128	3314	-2115	371	2486
	前週比 枚数増減 (%)			-0.70%	-23.42%	-79.48%	4.15%	-6.60%	-135.01%	10.70%	18.59%	-261.56%	-4.25%	0.72%	121.45%
AUD	50072	103388	53316	59117	99846	40729	42666	95498	52832	44560	93425	48865	41592	82431	40839
	前週比 枚数増減 (枚)			9045	-3542	-12587	-16451	-4348	12103	1894	-2073	-3967	-2968	-10994	-8026
	前週比 枚数増減 (%)			18.06%	-3.43%	-23.61%	-27.83%	-4.35%	29.72%	4.44%	-2.17%	-7.51%	-6.66%	-11.77%	-16.42%
CAD	29506	78146	48640	28509	75592	47083	40901	79295	38394	36211	78446	42235	29276	64286	35010
	前週比 枚数増減 (枚)			-997	-2554	-1557	12392	3703	-8689	-4690	-849	3841	-6935	-14160	-7225
	前週比 枚数増減 (%)			-3.38%	-3.27%	-3.20%	43.47%	4.90%	-18.45%	-11.47%	-1.07%	10.00%	-19.15%	-18.05%	-17.11%
CHF	5585	12481	6896	19039	15257	-3782	13722	15598	1876	13266	15981	2715	12406	16376	3970
	前週比 枚数増減 (枚)			13454	2776	-10678	-5317	341	5658	-456	839	839	-860	395	1255
	前週比 枚数増減 (%)			240.90%	22.24%	-154.84%	-27.93%	2.24%	-149.60%	-3.32%	2.46%	44.72%	-6.48%	2.47%	46.22%
NZD	11677	23497	11820	22462	24556	2094	22990	26519	3529	20995	24057	3062	18357	19328	971
	前週比 枚数増減 (枚)			10785	1059	-9726	528	1963	1435	-1995	-2462	-467	-2638	-4729	-2091
	前週比 枚数増減 (%)			92.36%	4.51%	-82.28%	2.35%	7.99%	68.53%	-8.68%	-9.28%	-13.23%	-12.56%	-19.66%	-68.29%
MXN	22880	93831	70951	21749	77034	55285	47626	59982	12356	31276	75727	44451	50942	56185	5243
	前週比 枚数増減 (枚)			-1131	-16797	-15666	25877	-17052	-42929	-16350	15745	32095	19666	-19542	-39208
	前週比 枚数増減 (%)			-4.94%	-17.90%	-22.08%	118.98%	-22.14%	-77.65%	-34.33%	26.25%	259.75%	62.88%	-25.81%	-88.20%
Total All 8	302065	599229	297164	293947	549991	256044	324714	537145	212431	297808	550895	253087	304733	501708	196975
	前週比 枚数増減 (枚)			-8118	-49238	-41120	30767	-12846	-43613	-26906	13750	40656	6925	-49187	-56112
	前週比 枚数増減 (%)			-2.69%	-8.22%	-13.84%	10.47%	-2.34%	-17.03%	-8.29%	2.56%	19.14%	2.33%	-8.93%	-22.17%
Total 7 (MXN除く)	279185	505398	226213	272198	472957	200759	277088	477163	200075	266532	475168	208636	253791	445523	191732
	前週比 枚数増減 (枚)			-6987	-32441	-25454	4890	4206	-684	-10556	-1995	8561	-12741	-29645	-16904
	前週比 枚数増減 (%)			-2.5%	-6.4%	-11.3%	1.8%	0.9%	-0.3%	-3.8%	-0.4%	4.3%	-4.8%	-6.2%	-8.1%

直近5週 CFTC IMM主要7通貨の構成

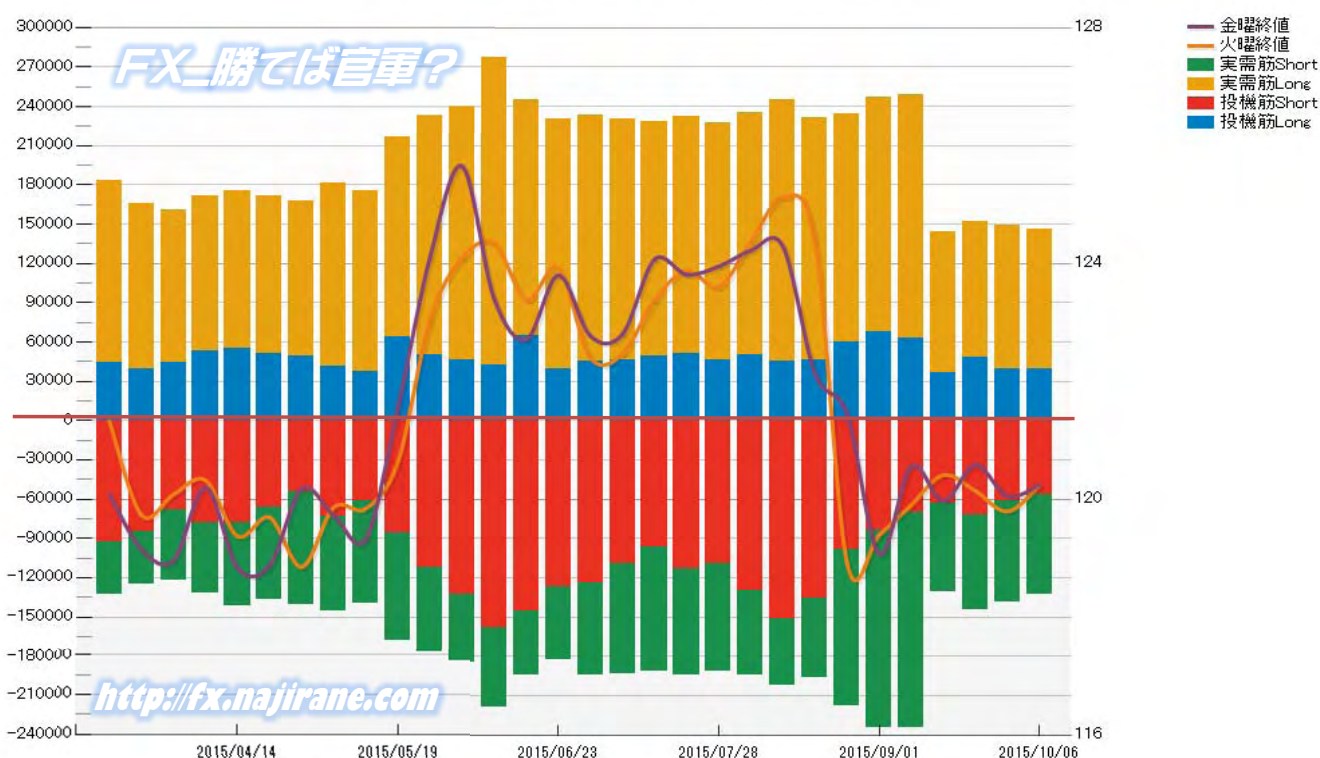


JAPANESE YEN - CHICAGO MERCANTILE EXCHANGE
FUTURES ONLY POSITIONS

Code-097741
2015/10/09 公表値

Date	投機筋集計				実需筋集計				投機筋+実需筋合計				ドル円終値	
	円買い	円売り	売り越し	売買計	円買い	円売り	売り越し	売買計	円買い	円売り	売り越し	売買計	火曜締め	金曜締め
2015/10/06	39050	56649	17599	95699	107023	76265	-30758	183288	146073	132914	-13159	278987	120.23	120.24
2015/09/29	39753	61805	22052	101558	109614	77076	-32538	186690	149367	138881	-10486	288248	119.79	120.05
2015/09/22	48282	71960	23678	120242	103792	72205	-31587	175997	152074	144165	-7909	296239	120.14	120.58
2015/09/15	36449	63263	26814	99712	107374	67815	-39559	175189	143823	131078	-12745	274901	120.41	119.97
2015/09/08	63121	69783	6662	132904	185864	164852	-21012	350716	248985	234635	-14350	483620	119.90	120.56
2015/09/01	68023	83578	15555	151601	179349	150846	-28503	330195	247372	234424	-12948	481796	119.39	119.07
2015/08/25	59922	98981	39059	158903	173759	119045	-54714	292804	233681	218026	-15655	451707	118.92	121.44
2015/08/18	45935	136065	90130	182000	185657	60438	-125219	246095	231592	196503	-35089	428095	124.38	122.13
2015/08/11	45768	150994	105226	196762	199520	51445	-148075	250965	245288	202439	-42849	447727	125.12	124.29
2015/08/04	49906	129622	79716	179528	185079	65098	-119981	250177	234985	194720	-40265	429705	124.37	124.22
2015/07/28	46270	109808	63538	156078	180620	81388	-99232	262008	226890	191196	-35694	418086	123.60	123.95
2015/07/21	50899	113213	62314	164112	181299	81664	-99635	262963	232198	194877	-37321	427075	123.88	123.81
2015/07/14	49167	96538	47371	145705	178906	95409	-83497	274315	228073	191947	-36126	420020	123.38	124.07
2015/07/07	46070	109699	63629	155769	184004	83539	-100465	267543	230074	193238	-36836	423312	122.47	122.80
2015/06/30	45479	124301	78822	169780	187745	70463	-117282	258208	233224	194764	-38460	427988	122.40	122.77
2015/06/23	39019	126736	87717	165755	190910	55586	-135324	246496	229929	182322	-47607	412251	123.92	123.80
2015/06/16	64760	145424	80664	210184	180102	49482	-130620	229584	244862	194906	-49956	439768	123.38	122.71
2015/06/09	42440	158726	116286	201166	234607	60130	-174477	294737	277047	218856	-58191	495903	124.34	123.40
2015/06/02	46681	132374	85693	179055	193122	52276	-140846	245398	239803	184650	-55153	424453	124.09	125.65
2015/05/26	50210	112434	62224	162644	183190	65232	-117958	248422	233400	177666	-55734	411066	123.05	124.11
2015/05/19	63398	85403	22005	148801	153519	82936	-70583	236455	216917	168339	-48578	385256	120.64	121.56
2015/05/12	37848	61441	23593	99289	137626	78612	-59014	216238	175474	140053	-35421	315527	119.84	119.33
2015/05/05	41852	73035	31183	114887	139448	72449	-66999	211897	181300	145484	-35816	326784	119.86	119.72
2015/04/28	48721	54214	5493	102935	118521	85966	-32555	204487	167242	140180	-27062	307422	118.85	120.18
2015/04/21	51520	65968	14448	117488	120368	70330	-50038	190698	171888	136298	-35590	308186	119.69	118.88
2015/04/14	54783	77853	23070	132636	121029	64194	-56835	185223	175812	142047	-33765	317859	119.37	118.83
2015/04/07	53320	77769	24449	131089	118118	54475	-63643	172593	171438	132244	-39194	303682	120.32	120.20
2015/03/31	44409	68333	23924	112742	116378	53965	-62413	170343	160787	122298	-38489	283085	120.08	118.96
2015/03/24	39156	85061	45905	124217	126021	40043	-85978	166064	165177	125104	-40073	290281	119.73	119.15
2015/03/17	44496	92550	48054	137046	138442	40731	-97711	179173	182938	133281	-49657	316219	121.33	120.08

JAPANESE YEN - CHICAGO MERCANTILE EXCHANGE
FUTURES ONLY POSITIONS Code-097741

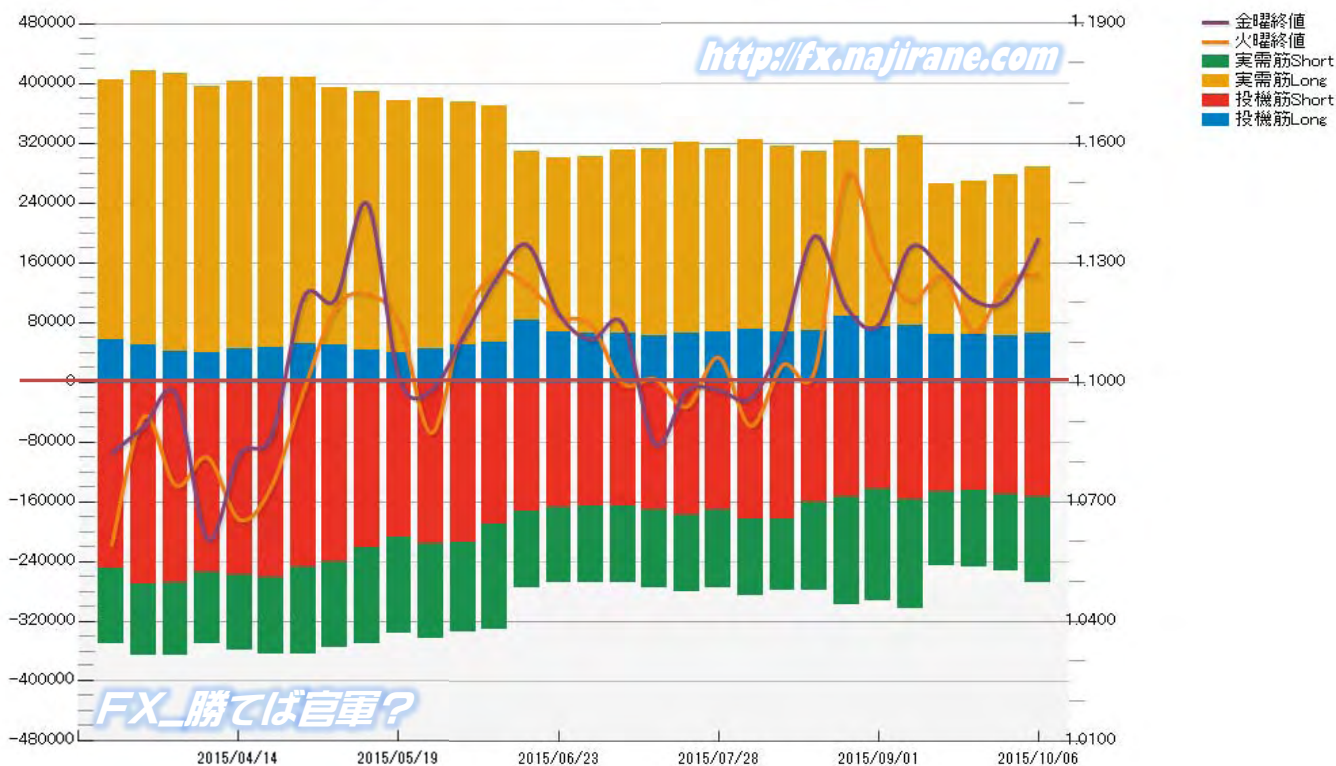


EURO FX - CHICAGO MERCANTILE EXCHANGE
FUTURES ONLY POSITIONS

Code-099741
2015/10/09 公表値

Date	投机筋集計				実需筋集計				投机筋+実需筋合計				ユーロドル終値	
	EUR買い	EUR売り	売り越し	売買計	EUR買い	EUR売り	売り越し	売買計	EUR買い	EUR売り	売り越し	売買計	火曜締め	金曜締め
2015/10/06	65410	154220	88810	219630	222477	113970	-108507	336447	287887	268190	-19697	556077	1.1269	1.1359
2015/09/29	61932	149592	87660	211524	215338	103272	-112066	318610	277270	252864	-24406	530134	1.1252	1.1207
2015/09/22	63526	144559	81033	208085	204828	102714	-102114	307542	268354	247273	-21081	515627	1.1126	1.1205
2015/09/15	63416	147618	84202	211034	201476	99066	-102410	300542	264892	246684	-18208	511576	1.1266	1.1284
2015/09/08	75715	156956	81241	232671	254844	146399	-108445	401243	330559	303355	-27204	633914	1.1203	1.1339
2015/09/01	74910	142767	67857	217677	238443	150100	-88343	388543	313353	292867	-20486	606220	1.1311	1.1143
2015/08/25	87807	153885	66078	241692	235992	144841	-91151	380833	323799	298726	-25073	622525	1.1520	1.1188
2015/08/18	68473	161205	92732	229678	240738	118412	-122326	359150	309211	279617	-29594	588828	1.1027	1.1367
2015/08/11	67373	182583	115210	249956	248825	96502	-152323	345327	316198	279085	-37113	595283	1.1043	1.1109
2015/08/04	70620	184014	113394	254634	254646	102623	-152023	357269	325266	286637	-38629	611903	1.0890	1.0960
2015/07/28	67842	171850	104008	239692	244469	103550	-140919	348019	312311	275400	-36911	587711	1.1062	1.0980
2015/07/21	65728	178704	112976	244432	254622	101507	-153115	356129	320350	280211	-40139	600561	1.0939	1.0978
2015/07/14	62676	170457	107781	233133	249129	105205	-143924	354334	311805	275662	-36143	587467	1.1008	1.0845
2015/07/07	66161	165427	99266	231588	245408	103930	-141478	349338	311569	269357	-42212	580926	1.0997	1.1146
2015/06/30	65554	165589	100035	231143	236963	102207	-134756	339170	302517	267796	-34721	570313	1.1144	1.1107
2015/06/23	67867	167173	99306	235040	233162	101253	-131909	334415	301029	268426	-32603	569455	1.1167	1.1171
2015/06/16	82714	172071	89357	254785	225812	102841	-122971	328653	308526	274912	-33614	583438	1.1245	1.1345
2015/06/09	52643	190617	137974	243260	316710	139995	-176715	456705	369353	330612	-38741	699965	1.1276	1.1254
2015/06/02	49471	214983	165512	264454	326452	119316	-207136	445768	375923	334299	-41624	710222	1.1151	1.1113
2015/05/26	44221	215961	171740	260182	336026	127583	-208443	463609	380247	343544	-36703	723791	1.0873	1.0980
2015/05/19	38758	207097	168339	245855	338273	129839	-208434	468112	377031	336936	-40095	713967	1.1146	1.1010
2015/05/12	43333	222309	178976	265642	345101	127933	-217168	473034	388434	350242	-38192	738676	1.1222	1.1448
2015/05/05	50116	240243	190127	290359	343981	116070	-227911	460051	394097	356313	-37784	750410	1.1185	1.1208
2015/04/28	50734	248500	197766	299234	356986	116294	-240692	473280	407720	364794	-42926	772514	1.0976	1.1212
2015/04/21	46821	261466	214645	308287	361058	102833	-258225	463891	407879	364299	-43580	772178	1.0738	1.0866
2015/04/14	45264	257611	212347	302875	358360	101060	-257300	459420	403624	358671	-44953	762295	1.0655	1.0818
2015/04/07	39444	254702	215258	294146	356228	96223	-260005	452451	395672	350925	-44747	746597	1.0811	1.0606
2015/03/31	41709	268269	226560	309978	372420	97951	-274469	470371	414129	366220	-47909	780349	1.0741	1.0970
2015/03/24	50148	271111	220963	321259	366788	94933	-271855	461721	416936	366044	-50892	782980	1.0914	1.0889
2015/03/17	56329	250103	193774	306432	348754	101065	-247689	449819	405083	351168	-53915	756251	1.0592	1.0822

EURO FX - CHICAGO MERCANTILE EXCHANGE
FUTURES ONLY POSITIONS Code-099741



CME Daily Volume

シカゴ・マーカントイル取引所 取扱高日次データ

FX_勝てば官軍?

<http://fx.najirane.com>

EU Euro		取扱高			当日含む前5営業日計			参考レート	
Date	CALL	PUT	FUTURE	CALL	PUT	FUTURE	Open	Close	
2015/10/8 (木)	9986	12094	220947	50087	61045	1030385	1.1238	1.1282	
2015/10/7 (水)	5864	8137	184463	48168	58743	977012	1.1269	1.1238	
2015/10/6 (火)	7723	9456	160147	50343	58338	993989	1.1184	1.1269	
2015/10/5 (月)	11122	8536	167435	46195	55343	1043991	1.1218	1.1184	
2015/10/2 (金)	15392	22822	297393	39431	53003	1069973	1.1187	1.1207	
2015/10/1 (木)	8067	9792	167574	32394	40638	989459	1.1173	1.1187	
2015/9/30 (水)	8039	7732	201440	32509	41743	1066873	1.1251	1.1173	
2015/9/29 (火)	3575	6461	210149	31455	43399	1088661	1.1241	1.1252	
2015/9/28 (月)	4358	6196	193417	42468	51364	1076767	1.1193	1.1241	
2015/9/25 (金)	8355	10457	216879	49572	62704	1084017	1.1175	1.1205	

AUS Dollar		取扱高			当日含む前5営業日計			参考レート	
Date	CALL	PUT	FUTURE	CALL	PUT	FUTURE	Open	Close	
2015/10/8 (木)	3830	2848	90502	13241	8552	387065	0.7204	0.7258	
2015/10/7 (水)	3893	2053	84586	11582	6911	379916	0.7163	0.7203	
2015/10/6 (火)	2449	1272	74102	9209	5870	359336	0.7084	0.7162	
2015/10/5 (月)	1614	1242	59102	9016	5585	366008	0.7056	0.7085	
2015/10/2 (金)	1455	1137	78773	8179	5200	358592	0.7034	0.7041	
2015/10/1 (木)	2171	1207	83353	7464	4741	355092	0.7019	0.7034	
2015/9/30 (水)	1520	1012	64006	7759	4920	364140	0.6992	0.7019	
2015/9/29 (火)	2256	987	80774	8022	5909	364636	0.6982	0.6992	
2015/9/28 (月)	777	857	51686	6974	6949	348757	0.7022	0.6982	
2015/9/25 (金)	740	678	75273	6949	7389	356948	0.6984	0.7030	

CHE Franc		取扱高			当日含む前5営業日計			参考レート	
Date	CALL	PUT	FUTURE	CALL	PUT	FUTURE	Open	Close	
2015/10/8 (木)	32	25	17210	590	346	80094	1.0272	1.0350	
2015/10/7 (水)	23	169	17069	631	330	77457	1.0339	1.0272	
2015/10/6 (火)	37	37	12361	696	162	75188	1.0245	1.0339	
2015/10/5 (月)	22	1	10616	862	303	76999	1.0291	1.0245	
2015/10/2 (金)	476	114	22838	1060	348	79788	1.0234	1.0288	
2015/10/1 (木)	73	9	14573	634	258	74372	1.0266	1.0234	
2015/9/30 (水)	88	1	14800	634	287	77285	1.0298	1.0266	
2015/9/29 (火)	203	178	14172	587	312	76713	1.0270	1.0298	
2015/9/28 (月)	220	46	13405	864	204	74248	1.0216	1.0270	
2015/9/25 (金)	50	24	17422	760	1099	76252	1.0222	1.0211	

JPN Yen		取扱高			当日含む前5営業日計			参考レート	
Date	CALL	PUT	FUTURE	CALL	PUT	FUTURE	Open	Close	
2015/10/8 (木)	4003	2283	122648	18663	24904	772075	119.99	119.92	
2015/10/7 (水)	2908	5672	133243	16313	25247	807390	120.23	119.99	
2015/10/6 (火)	2290	4142	116604	18883	24012	824773	120.48	120.23	
2015/10/5 (月)	2023	8695	126870	24809	22636	881825	120.02	120.48	
2015/10/2 (金)	7439	4112	272710	28666	16172	887206	119.90	120.05	
2015/10/1 (木)	1653	2626	157963	33542	18300	807482	119.88	119.89	
2015/9/30 (水)	5478	4437	150626	37995	19151	852698	119.79	119.88	
2015/9/29 (火)	8216	2766	173656	36873	17495	812539	119.94	119.79	
2015/9/28 (月)	5880	2231	132251	35782	17763	759571	120.51	119.94	
2015/9/25 (金)	12315	6240	192986	31703	16514	725775	120.26	120.58	

CAN Dollar		取扱高			当日含む前5営業日計			参考レート	
Date	CALL	PUT	FUTURE	CALL	PUT	FUTURE	Open	Close	
2015/10/8 (木)	2016	1033	52951	10251	7352	276663	0.7655	0.7685	
2015/10/7 (水)	2418	1917	65144	9937	7740	294860	0.7670	0.7653	
2015/10/6 (火)	2696	1818	51508	9777	7233	290691	0.7644	0.7670	
2015/10/5 (月)	2298	1467	51581	8600	7234	298057	0.7602	0.7644	
2015/10/2 (金)	823	1117	55479	6973	6793	289177	0.7543	0.7596	
2015/10/1 (木)	1702	1421	71148	7018	6803	284021	0.7503	0.7543	
2015/9/30 (水)	2258	1410	60975	6980	7374	276765	0.7449	0.7503	
2015/9/29 (火)	1519	1819	58874	5605	6974	290436	0.7465	0.7449	
2015/9/28 (月)	671	1026	42701	6167	6700	276830	0.7502	0.7467	
2015/9/25 (金)	868	1127	50323	7234	7132	290046	0.7498	0.7509	

NZL Dollar		取扱高			当日含む前5営業日計			参考レート	
Date	CALL	PUT	FUTURE	CALL	PUT	FUTURE	Open	Close	
2015/10/8 (木)	0	0	21263	0	0	98804	0.6615	0.6666	
2015/10/7 (水)	0	0	19553	0	0	95860	0.6547	0.6615	
2015/10/6 (火)	0	0	16633	0	0	91204	0.6487	0.6547	
2015/10/5 (月)	0	0	19620	0	0	87619	0.6458	0.6487	
2015/10/2 (金)	0	0	18791	0	0	84292	0.6396	0.6440	
2015/10/1 (木)	0	0	16607	0	0	82221	0.6402	0.6396	
2015/9/30 (水)	0	0	15968	0	0	88824	0.6350	0.6401	
2015/9/29 (火)	0	0	13306	0	0	89650	0.6323	0.6349	
2015/9/28 (月)	0	0	17549	0	0	85775	0.6371	0.6323	
2015/9/25 (金)	0	0	25394	0	0	87216	0.6320	0.6387	

MEX Peso		取扱高			当日含む前5営業日計			参考レート	
Date	CALL	PUT	FUTURE	CALL	PUT	FUTURE	Open	Close	
2015/10/8 (木)	127	0	32036	199	150	220850	6.0127	6.0680	
2015/10/7 (水)	4	52	35498	96	160	224970	6.0278	6.0143	
2015/10/6 (火)	0	7	26455	92	133	223402	5.9655	6.0073	
2015/10/5 (月)	0	12	66613	92	126	251049	6.0291	5.9657	
2015/10/2 (金)	68	79	60248	92	116	217538	5.9269	5.9592	
2015/10/1 (木)	24	10	36156	26	41	204655	5.9499	5.9142	
2015/9/30 (水)	0	25	33930	13	52	250917	5.9002	5.9184	
2015/9/29 (火)	0	0	54102	56	90	252916	5.8606	5.8695	
2015/9/28 (月)	0	2	33102	162	118	254767	5.8780	5.8506	
2015/9/25 (金)	2	4	47365	162	116	248024	5.9555	5.8920	