

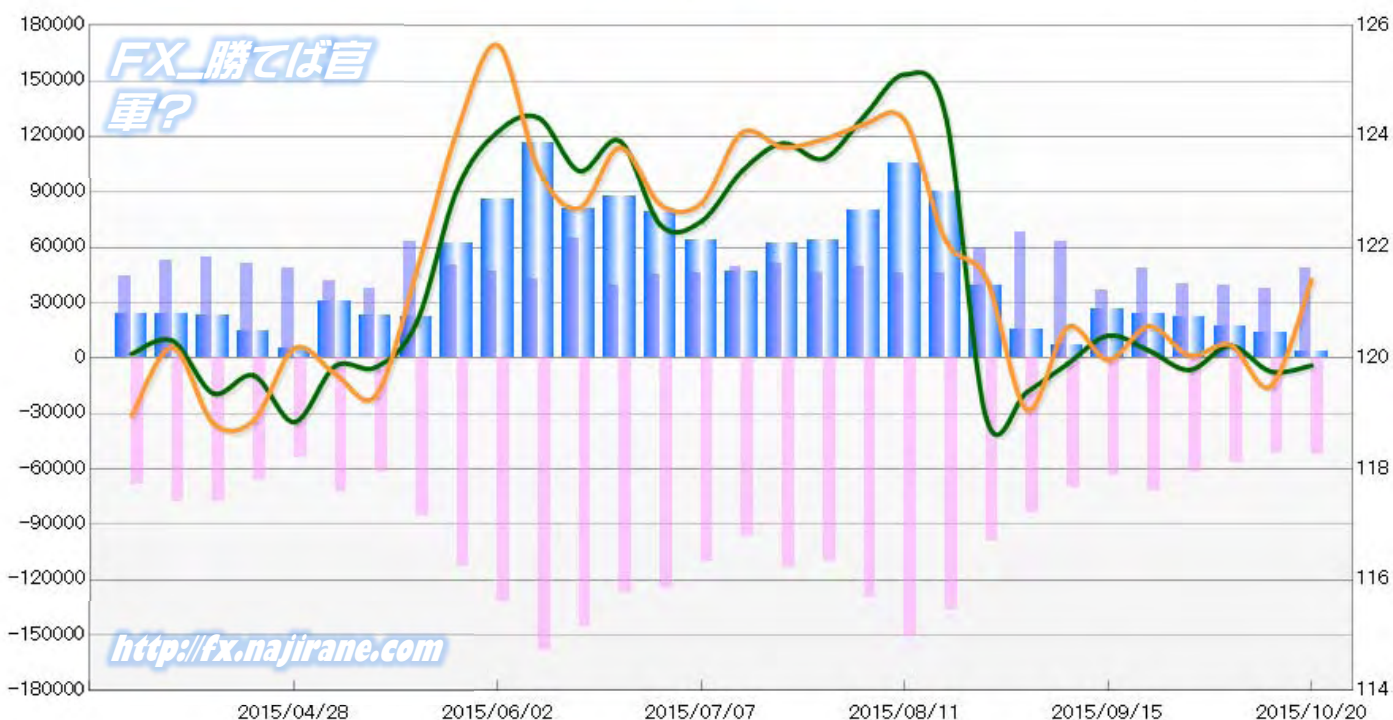
**JAPANESE YEN - CHICAGO MERCANTILE EXCHANGE**  
**2015/04/28 ~ 2015/10/20**

Code-097741  
 2015/10/23 NYクローズ時公表値

Report_Date	Non Commercial Positions												火曜日 引け値	金曜日 引け値
	Long	増減	増減(%)	Short	増減	増減(%)	売り越し	増減	増減(%)	売買計	増減	増減(%)		
2015/10/20	48747	10743	28.3%	52386	550	1.1%	3639	-10193	-73.7%	101133	11293	12.6%	119.87	121.42
2015/10/13	38004	-1046	-2.7%	51836	-4813	-8.5%	13832	-3767	-21.4%	89840	-5859	-6.1%	119.76	119.50
2015/10/06	39050	-703	-1.8%	56649	-5156	-8.3%	17599	-4453	-20.2%	95699	-5859	-5.8%	120.23	120.24
2015/09/29	39753	-8529	-17.7%	61805	-10155	-14.1%	22052	-1626	-6.9%	101558	-18684	-15.5%	119.79	120.05
2015/09/22	48282	11833	32.5%	71960	8697	13.7%	23678	-3136	-11.7%	120242	20530	20.6%	120.14	120.58
2015/09/15	36449	-26672	-42.3%	63263	-6520	-9.3%	26814	20152	302.5%	99712	-33192	-25.0%	120.41	119.97
2015/09/08	63121	-4902	-7.2%	69783	-13795	-16.5%	6662	-8893	-57.2%	132904	-18697	-12.3%	119.90	120.56
2015/09/01	68023	8101	13.5%	83578	-15403	-15.6%	15555	-23504	-60.2%	151601	-7302	-4.6%	119.39	119.07
2015/08/25	59922	13987	30.4%	98981	-37084	-27.3%	39059	-51071	-56.7%	158903	-23097	-12.7%	118.92	121.44
2015/08/18	45935	167	0.4%	136065	-14929	-9.9%	90130	-15096	-14.3%	182000	-14762	-7.5%	124.38	122.13
2015/08/11	45768	-4138	-8.3%	150994	21372	16.5%	105226	25510	32.0%	196762	17234	9.6%	125.12	124.29
2015/08/04	49906	3636	7.9%	129622	19814	18.0%	79716	16178	25.5%	179528	23450	15.0%	124.37	124.22
2015/07/28	46270	-4629	-9.1%	109808	-3405	-3.0%	63538	1224	2.0%	156078	-8034	-4.9%	123.60	123.95
2015/07/21	50899	1732	3.5%	113213	16675	17.3%	62314	14943	31.5%	164112	18407	12.6%	123.88	123.81
2015/07/14	49167	3097	6.7%	96538	-13161	-12.0%	47371	-16258	-25.6%	145705	-10064	-6.5%	123.38	124.07
2015/07/07	46070	591	1.3%	109699	-14602	-11.7%	63629	-15193	-19.3%	155769	-14011	-8.3%	122.47	122.80
2015/06/30	45479	6460	16.6%	124301	-2435	-1.9%	78822	-8895	-10.1%	169780	4025	2.4%	122.40	122.77
2015/06/23	39019	-25741	-39.7%	126736	-18688	-12.9%	87717	7053	8.7%	165755	-44429	-21.1%	123.92	123.80
2015/06/16	64760	22320	52.6%	145424	-13302	-8.4%	80664	-35622	-30.6%	210184	9018	4.5%	123.38	122.71
2015/06/09	42440	-4241	-9.1%	158726	26352	19.9%	116286	30593	35.7%	201166	22111	12.3%	124.34	123.40
2015/06/02	46681	-3529	-7.0%	132374	19940	17.7%	85693	23469	37.7%	179055	16411	10.1%	124.09	125.65
2015/05/26	50210	-13188	-20.8%	112434	27031	31.7%	62224	40219	182.8%	162644	13843	9.3%	123.05	124.11
2015/05/19	63398	25550	67.5%	85403	23962	39.0%	22005	-1588	-6.7%	148801	49512	49.9%	120.64	121.56
2015/05/12	37848	-4004	-9.6%	61441	-11594	-15.9%	23593	-7590	-24.3%	99289	-15598	-13.6%	119.84	119.33
2015/05/05	41852	-6869	-14.1%	73035	18821	34.7%	31183	25690	467.7%	114887	11952	11.6%	119.86	119.72
2015/04/28	48721			54214			5493			102935			118.85	120.18

**JAPANESE YEN - CHICAGO MERCANTILE EXCHANGE**  
**FUTURES ONLY POSITIONS**

— 金曜終値 — 火曜終値 — Short枚数 — Long枚数 — 売り越し枚数(マイナスの場合は買越しと読替)

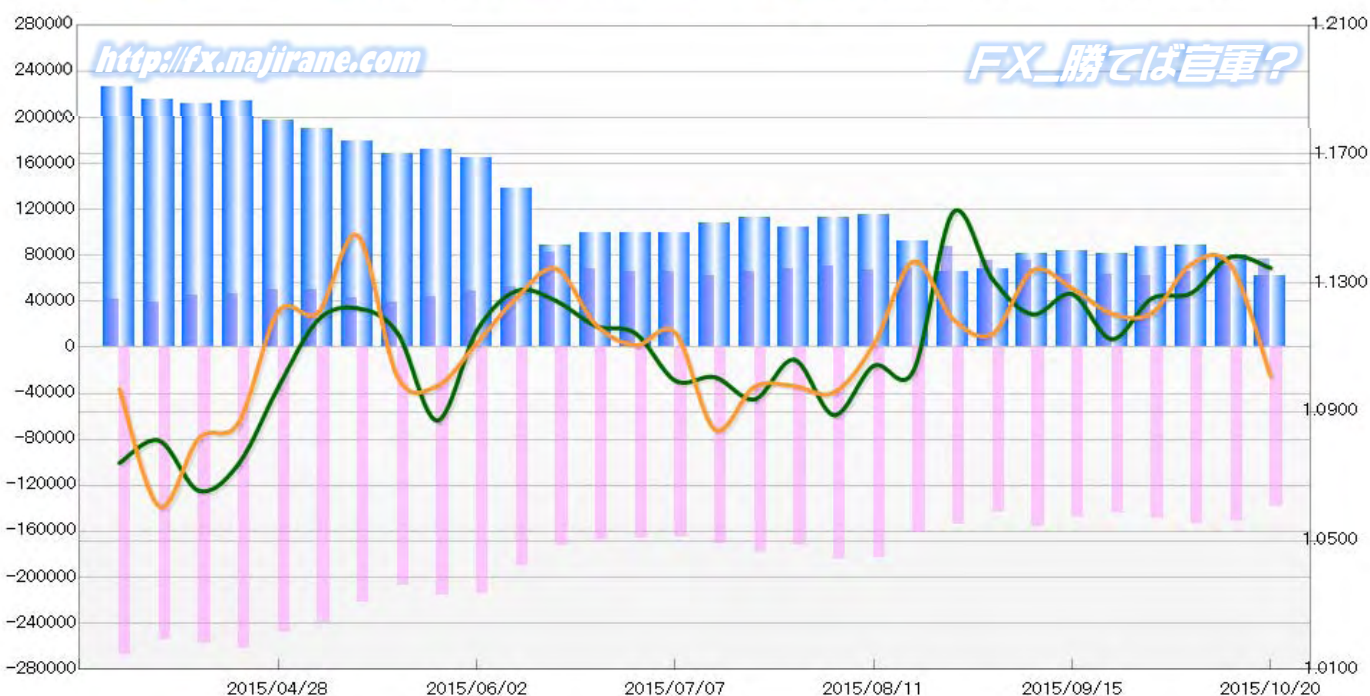


**EURO FX - CHICAGO MERCANTILE EXCHANGE** Code-099741  
**2015/04/28** ~ **2015/10/20** **2015/10/23 NYクローズ時公表値**

Report_Date	Non Commercial Positions										火曜日 引け値	金曜日 引け値		
	Long	増減		Short	増減		売り越し	増減		売買計			増減	
2015/10/20	76291	5159	7.3%	138857	-12851	-8.5%	62566	-18010	-22.4%	215148	-7692	-3.5%	1.1347	1.1010
2015/10/13	71132	5722	8.7%	151708	-2512	-1.6%	80576	-8234	-9.3%	222840	3210	1.5%	1.1382	1.1354
2015/10/06	65410	3478	5.6%	154220	4628	3.1%	88810	1150	1.3%	219630	8106	3.8%	1.1269	1.1359
2015/09/29	61932	-1594	-2.5%	149592	5033	3.5%	87660	6627	8.2%	211524	3439	1.7%	1.1252	1.1207
2015/09/22	63526	110	0.2%	144559	-3059	-2.1%	81033	-3169	-3.8%	208085	-2949	-1.4%	1.1126	1.1205
2015/09/15	63416	-12299	-16.2%	147618	-9338	-5.9%	84202	2961	3.6%	211034	-21637	-9.3%	1.1266	1.1284
2015/09/08	75715	805	1.1%	156956	14189	9.9%	81241	13384	19.7%	232671	14994	6.9%	1.1203	1.1339
2015/09/01	74910	-12897	-14.7%	142767	-11118	-7.2%	67857	1779	2.7%	217677	-24015	-9.9%	1.1311	1.1143
2015/08/25	87807	19334	28.2%	153885	-7320	-4.5%	66078	-26654	-28.7%	241692	12014	5.2%	1.1520	1.1188
2015/08/18	68473	1100	1.6%	161205	-21378	-11.7%	92732	-22478	-19.5%	229678	-20278	-8.1%	1.1027	1.1367
2015/08/11	67373	-3247	-4.6%	182583	-1431	-0.8%	115210	1816	1.6%	249956	-4678	-1.8%	1.1043	1.1109
2015/08/04	70620	2778	4.1%	184014	12164	7.1%	113394	9386	9.0%	254634	14942	6.2%	1.0890	1.0960
2015/07/28	67842	2114	3.2%	171850	-6854	-3.8%	104008	-8968	-7.9%	239692	-4740	-1.9%	1.1062	1.0980
2015/07/21	65728	3052	4.9%	178704	8247	4.8%	112976	5195	4.8%	244432	11299	4.8%	1.0939	1.0978
2015/07/14	62676	-3485	-5.3%	170457	5030	3.0%	107781	8515	8.6%	233133	1545	0.7%	1.1008	1.0845
2015/07/07	66161	607	0.9%	165427	-162	-0.1%	99266	-769	-0.8%	231588	445	0.2%	1.0997	1.1146
2015/06/30	65554	-2313	-3.4%	165589	-1584	-0.9%	100035	729	0.7%	231143	-3897	-1.7%	1.1144	1.1107
2015/06/23	67867	-14847	-17.9%	167173	-4898	-2.8%	99306	9949	11.1%	235040	-19745	-7.7%	1.1167	1.1171
2015/06/16	82714	30071	57.1%	172071	-18546	-9.7%	89357	-48617	-35.2%	254785	11525	4.7%	1.1245	1.1345
2015/06/09	52643	3172	6.4%	190617	-24366	-11.3%	137974	-27538	-16.6%	243260	-21194	-8.0%	1.1276	1.1254
2015/06/02	49471	5250	11.9%	214983	-978	-0.5%	165512	-6228	-3.6%	264454	4272	1.6%	1.1151	1.1113
2015/05/26	44221	5463	14.1%	215961	8864	4.3%	171740	3401	2.0%	260182	14327	5.8%	1.0873	1.0980
2015/05/19	38758	-4575	-10.6%	207097	-15212	-6.8%	168339	-10637	-5.9%	245855	-19787	-7.4%	1.1146	1.1010
2015/05/12	43333	-6783	-13.5%	222309	-17934	-7.5%	178976	-11151	-5.9%	265642	-24717	-8.5%	1.1222	1.1448
2015/05/05	50116	-618	-1.2%	240243	-8257	-3.3%	190127	-7639	-3.9%	290359	-8875	-3.0%	1.1185	1.1208
2015/04/28	50734			248500			197766			299234			1.0976	1.1212

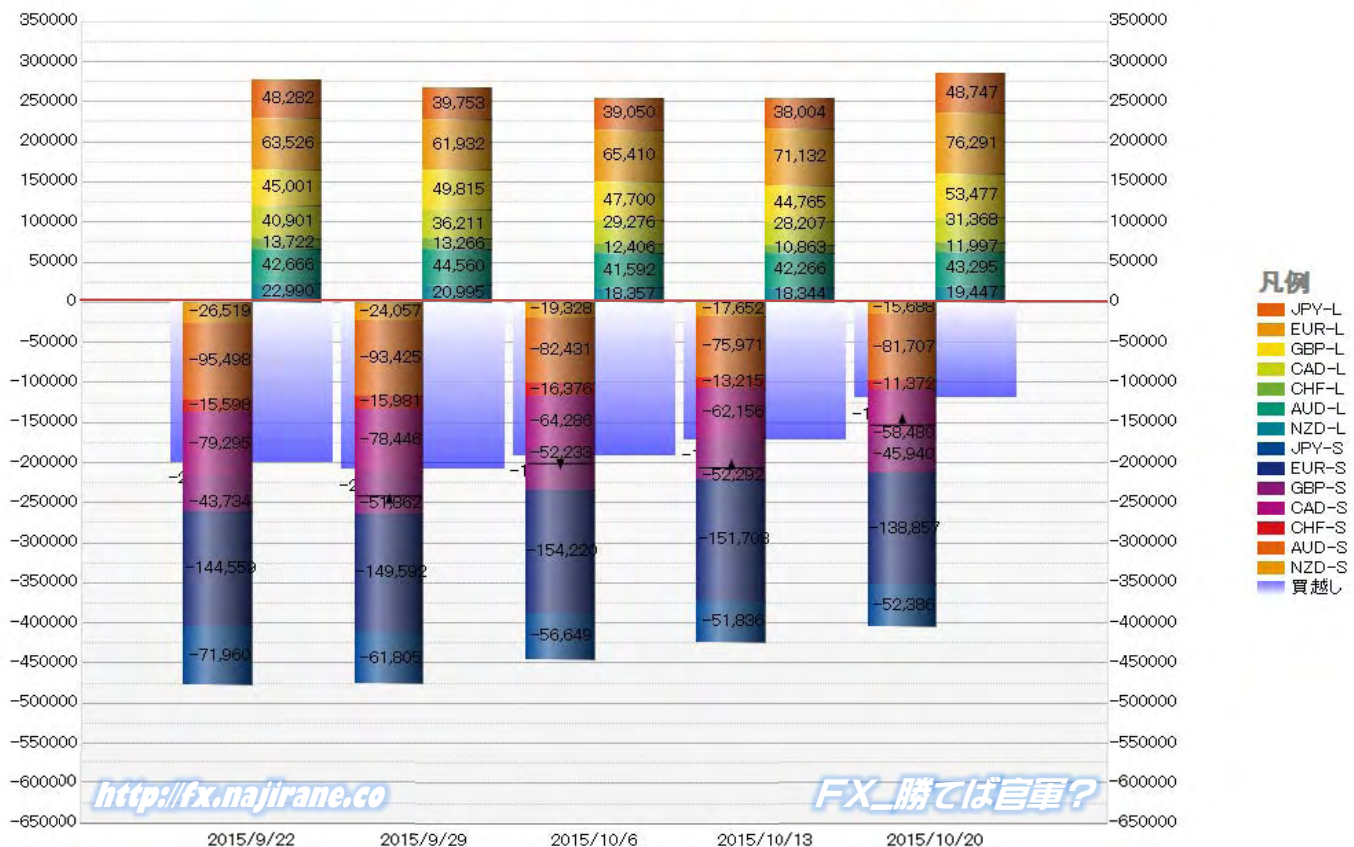
**EURO FX - CHICAGO MERCANTILE EXCHANGE  
FUTURES ONLY POSITIONS**

— 金曜締め週終値 — 火曜締め週終値 — Short枚数 — Long枚数 — 売り越し枚数(マイナスの場合は買越しと読替え)



	2015/09/22			2015/09/29			2015/10/06			2015/10/13			2015/10/20			
	Long	Short	売り越し	Long	Short	売り越し	Long	Short	売り越し	Long	Short	売り越し	Long	Short	売り越し	
JPY	48282	71960	23678	39753	61805	22052	39050	56649	17599	38004	51836	13832	48747	52386	3639	
	前週比 枚数増減 (枚)			-8529	-10155	-1626	-703	-5156	-4453	-1046	-4813	-3767	10743	550	-10193	
	前週比 枚数増減 (%)			-17.66%	-14.11%	-6.87%	-1.77%	-8.34%	-20.19%	-2.68%	-8.50%	-21.40%	28.27%	1.06%	-73.69%	
EUR	63526	144559	81033	61932	149592	87660	65410	154220	88810	71132	151708	80576	76291	138857	62566	
	前週比 枚数増減 (枚)			-1594	5033	6627	3478	4628	1150	5722	-2512	-8234	80576	5159	-12851	-18010
	前週比 枚数増減 (%)			-2.51%	3.48%	8.18%	5.62%	3.09%	1.31%	8.75%	-1.63%	-9.27%	7.25%	-8.47%	-22.35%	
GBP	45001	43734	-1267	49815	51862	2047	47700	52233	4533	44765	52292	7527	53477	45940	-7537	
	前週比 枚数増減 (枚)			4814	8128	3314	-2115	371	2486	-2935	59	2994	8712	-6352	-15064	
	前週比 枚数増減 (%)			10.70%	18.59%	-261.56%	-4.25%	0.72%	121.45%	-6.15%	0.11%	66.05%	19.46%	-12.15%	-200.13%	
AUD	42666	95498	52832	44560	93425	48865	41592	82431	40839	42266	75971	33705	43295	81707	38412	
	前週比 枚数増減 (枚)			1894	-2073	-3967	-2968	-10994	-8026	674	-6460	-7134	1029	5736	4707	
	前週比 枚数増減 (%)			4.44%	-2.17%	-7.51%	-6.66%	-11.77%	-16.42%	1.62%	-7.84%	-17.47%	2.43%	7.55%	13.97%	
CAD	40901	79295	38394	36211	78446	42235	29276	64286	35010	28207	62156	33949	31368	58480	27112	
	前週比 枚数増減 (枚)			-4690	-849	3841	-6935	-14160	-7225	-1069	-2130	-1061	3161	-3676	-6837	
	前週比 枚数増減 (%)			-11.47%	-1.07%	10.00%	-19.15%	-18.05%	-17.11%	-3.65%	-3.31%	-3.03%	11.21%	-5.91%	-20.14%	
CHF	13722	15598	1876	13266	15981	2715	12406	16376	3970	10863	13215	2352	11997	11372	-625	
	前週比 枚数増減 (枚)			-456	383	839	-860	395	1255	-1543	-3161	-1618	1134	-1843	-2977	
	前週比 枚数増減 (%)			-3.32%	2.46%	44.72%	-6.48%	2.47%	46.22%	-12.44%	-19.30%	-40.76%	10.44%	-13.95%	-126.57%	
NZD	22990	26519	3529	20995	24057	3062	18357	19328	971	18344	17652	-692	19447	15688	-3759	
	前週比 枚数増減 (枚)			-1995	-2462	-467	-2638	-4729	-2091	-13	-1676	-1663	1103	-1964	-3067	
	前週比 枚数増減 (%)			-8.68%	-9.28%	-13.23%	-12.56%	-19.66%	-68.29%	-0.07%	-8.67%	-171.27%	6.01%	-11.13%	443.21%	
MXN	47626	59982	12356	31276	75727	44451	50942	56185	5243	47411	51554	4143	50627	51243	616	
	前週比 枚数増減 (枚)			-16350	15745	32095	19666	-19542	-39208	-3531	-4631	-1100	3216	-311	-3527	
	前週比 枚数増減 (%)			-34.33%	26.25%	259.75%	62.88%	-25.81%	-88.20%	-6.93%	-8.24%	-20.98%	6.78%	-0.60%	-85.13%	
Total All 8	324714	537145	212431	297808	550895	253087	304733	501708	196975	300992	476384	175392	335249	455673	120424	
	前週比 枚数増減 (枚)			-26906	13750	40656	6925	-49187	-56112	-3741	-25324	-21583	34257	-20711	-54968	
	前週比 枚数増減 (%)			-8.29%	2.56%	19.14%	2.33%	-8.93%	-22.17%	-1.23%	-5.05%	-10.96%	11.38%	-4.35%	-31.34%	
Total 7 (MXN除く)	277088	477163	200075	266532	475168	208636	253791	445523	191732	253581	424830	171249	284622	404430	119808	
	前週比 枚数増減 (枚)			-10556	-1995	8561	-12741	-29645	-16904	-210	-20693	-20483	31041	-20400	-51441	
	前週比 枚数増減 (%)			-3.8%	-0.4%	4.3%	-4.8%	-6.2%	-8.1%	-0.1%	-4.6%	-10.7%	12.2%	-4.8%	-30.0%	

### 直近5週 CFTC IMM主要7通貨の構成

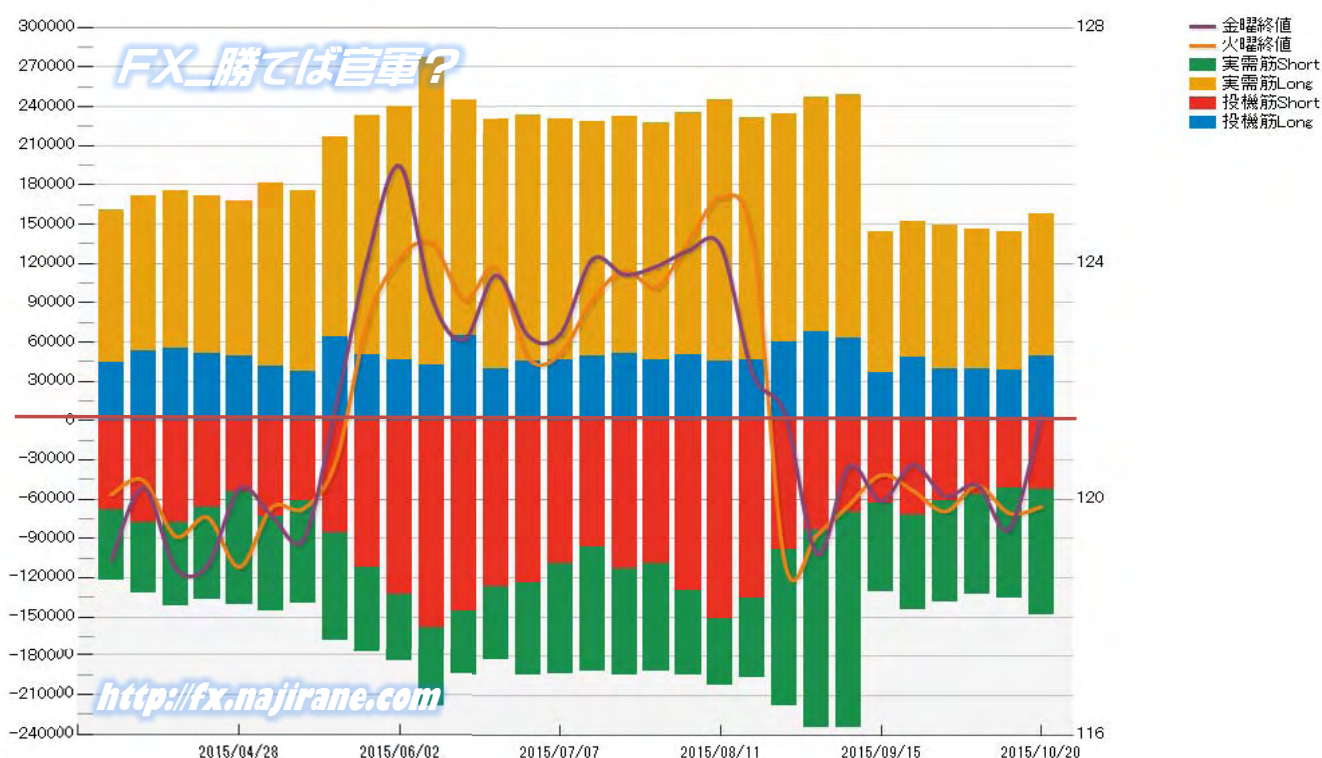


JAPANESE YEN – CHICAGO MERCANTILE EXCHANGE  
FUTURES ONLY POSITIONS

Code-097741  
2015/10/23 公表値

Date	投機筋集計				実需筋集計				投機筋+実需筋合計				ドル円終値	
	円買い	円売り	売り越し	売買計	円買い	円売り	売り越し	売買計	円買い	円売り	売り越し	売買計	火曜締め	金曜締め
2015/10/20	48747	52386	3639	101133	109001	95934	-13067	204935	157748	148320	-9428	306068	119.87	121.42
2015/10/13	38004	51836	13832	89840	106019	84263	-21756	190282	144023	136099	-7924	280122	119.76	119.50
2015/10/06	39050	56649	17599	95699	107023	76265	-30758	183288	146073	132914	-13159	278987	120.23	120.24
2015/09/29	39753	61805	22052	101558	109614	77076	-32538	186690	149367	138881	-10486	288248	119.79	120.05
2015/09/22	48282	71960	23678	120242	103792	72205	-31587	175997	152074	144165	-7909	296239	120.14	120.58
2015/09/15	36449	63263	26814	99712	107374	67815	-39559	175189	143823	131078	-12745	274901	120.41	119.97
2015/09/08	63121	69783	6662	132904	185864	164852	-21012	350716	248985	234635	-14350	483620	119.90	120.56
2015/09/01	68023	83578	15555	151601	179349	150846	-28503	330195	247372	234424	-12948	481796	119.39	119.07
2015/08/25	59922	98981	39059	158903	173759	119045	-54714	292804	233681	218026	-15655	451707	118.92	121.44
2015/08/18	45935	136065	90130	182000	185657	60438	-125219	246095	231592	196503	-35089	428095	124.38	122.13
2015/08/11	45768	150994	105226	196762	199520	51445	-148075	250965	245288	202439	-42849	447727	125.12	124.29
2015/08/04	49906	129622	79716	179528	185079	65098	-119981	250177	234985	194720	-40265	429705	124.37	124.22
2015/07/28	46270	109808	63538	156078	180620	81388	-99232	262008	226890	191196	-35694	418086	123.60	123.95
2015/07/21	50899	113213	62314	164112	181299	81664	-99635	262963	232198	194877	-37321	427075	123.88	123.81
2015/07/14	49167	96538	47371	145705	178906	95409	-83497	274315	228073	191947	-36126	420020	123.38	124.07
2015/07/07	46070	109699	63629	155769	184004	83539	-100465	267543	230074	193238	-36836	423312	122.47	122.80
2015/06/30	45479	124301	78822	169780	187745	70463	-117282	258208	233224	194764	-38460	427988	122.40	122.77
2015/06/23	39019	126736	87717	165755	190910	55586	-135324	246496	229929	182322	-47607	412251	123.92	123.80
2015/06/16	64760	145424	80664	210184	180102	49482	-130620	229584	244862	194906	-49956	439768	123.38	122.71
2015/06/09	42440	158726	116286	201166	234607	60130	-174477	294737	277047	218856	-58191	495903	124.34	123.40
2015/06/02	46681	132374	85693	179055	193122	52276	-140846	245398	239803	184650	-55153	424453	124.09	125.65
2015/05/26	50210	112434	62224	162644	183190	65232	-117958	248422	233400	177666	-55734	411066	123.05	124.11
2015/05/19	63398	85403	22005	148801	153519	82936	-70583	236455	216917	168339	-48578	385256	120.64	121.56
2015/05/12	37848	61441	23593	99289	137626	78612	-59014	216238	175474	140053	-35421	315527	119.84	119.33
2015/05/05	41852	73035	31183	114887	139448	72449	-66999	211897	181300	145484	-35816	326784	119.86	119.72
2015/04/28	48721	54214	5493	102935	118521	85966	-32555	204487	167242	140180	-27062	307422	118.85	120.18
2015/04/21	51520	65968	14448	117488	120368	70330	-50038	190698	171888	136298	-35590	308186	119.69	118.88
2015/04/14	54783	77853	23070	132636	121029	64194	-56835	185223	175812	142047	-33765	317859	119.37	118.83
2015/04/07	53320	77769	24449	131089	118118	54475	-63643	172593	171438	132244	-39194	303682	120.32	120.20
2015/03/31	44409	68333	23924	112742	116378	53965	-62413	170343	160787	122298	-38489	283085	120.08	118.96

JAPANESE YEN - CHICAGO MERCANTILE EXCHANGE  
FUTURES ONLY POSITIONS Code-097741

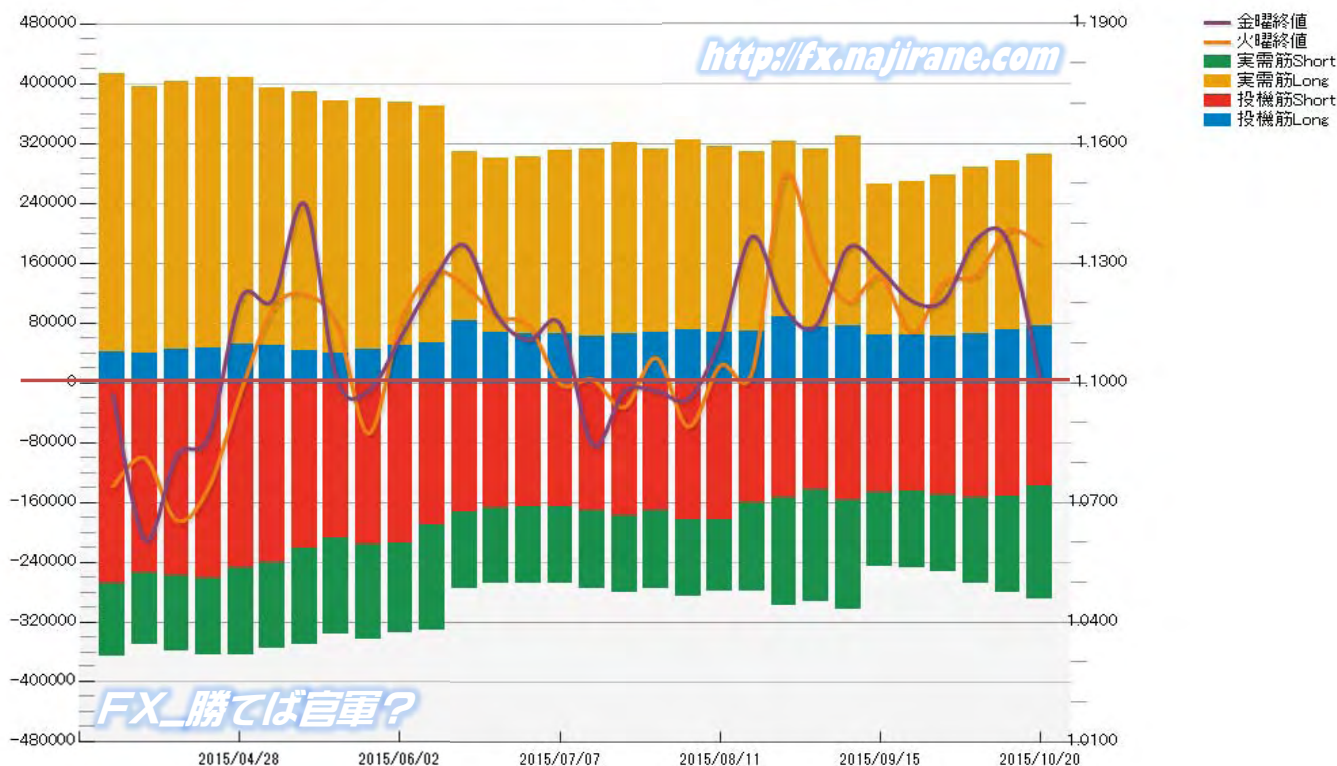


**EURO FX - CHICAGO MERCANTILE EXCHANGE  
FUTURES ONLY POSITIONS**

**Code-099741  
2015/10/23 公表値**

Date	投機筋集計				実需筋集計				投機筋+実需筋合計				ユーロドル終値	
	EUR買い	EUR売り	売り越し	売買計	EUR買い	EUR売り	売り越し	売買計	EUR買い	EUR売り	売り越し	売買計	火曜締め	金曜締め
2015/10/20	76291	138857	62566	215148	229622	150293	-79329	379915	305913	289150	-16763	595063	1.1347	1.1010
2015/10/13	71132	151708	80576	222840	226415	129400	-97015	355815	297547	281108	-16439	578655	1.1382	1.1354
2015/10/06	65410	154220	88810	219630	222477	113970	-108507	336447	287887	268190	-19697	556077	1.1269	1.1359
2015/09/29	61932	149592	87660	211524	215338	103272	-112066	318610	277270	252864	-24406	530134	1.1252	1.1207
2015/09/22	63526	144559	81033	208085	204828	102714	-102114	307542	268354	247273	-21081	515627	1.1126	1.1205
2015/09/15	63416	147618	84202	211034	201476	99066	-102410	300542	264892	246684	-18208	511576	1.1266	1.1284
2015/09/08	75715	156956	81241	232671	254844	146399	-108445	401243	330559	303355	-27204	633914	1.1203	1.1339
2015/09/01	74910	142767	67857	217677	238443	150100	-88343	388543	313353	292867	-20486	606220	1.1311	1.1143
2015/08/25	87807	153885	66078	241692	235992	144841	-91151	380833	323799	298726	-25073	622525	1.1520	1.1188
2015/08/18	68473	161205	92732	229678	240738	118412	-122326	359150	309211	279617	-29594	588828	1.1027	1.1367
2015/08/11	67373	182583	115210	249956	248825	96502	-152323	345327	316198	279085	-37113	595283	1.1043	1.1109
2015/08/04	70620	184014	113394	254634	254646	102623	-152023	357269	325266	286637	-38629	611903	1.0890	1.0960
2015/07/28	67842	171850	104008	239692	244469	103550	-140919	348019	312311	275400	-36911	587711	1.1062	1.0980
2015/07/21	65728	178704	112976	244432	254622	101507	-153115	356129	320350	280211	-40139	600561	1.0939	1.0978
2015/07/14	62676	170457	107781	233133	249129	105205	-143924	354334	311805	275662	-36143	587467	1.1008	1.0845
2015/07/07	66161	165427	99266	231588	245408	103930	-141478	349338	311569	269357	-42212	580926	1.0997	1.1146
2015/06/30	65554	165589	100035	231143	236963	102207	-134756	339170	302517	267796	-34721	570313	1.1144	1.1107
2015/06/23	67867	167173	99306	235040	233162	101253	-131909	334415	301029	268426	-32603	569455	1.1167	1.1171
2015/06/16	82714	172071	89357	254785	225812	102841	-122971	328653	308526	274912	-33614	583438	1.1245	1.1345
2015/06/09	52643	190617	137974	243260	316710	139995	-176715	456705	369353	330612	-38741	699965	1.1276	1.1254
2015/06/02	49471	214983	165512	264454	326452	119316	-207136	445768	375923	334299	-41624	710222	1.1151	1.1113
2015/05/26	44221	215961	171740	260182	336026	127583	-208443	463609	380247	343544	-36703	723791	1.0873	1.0980
2015/05/19	38758	207097	168339	245855	338273	129839	-208434	468112	377031	336936	-40095	713967	1.1146	1.1010
2015/05/12	43333	222309	178976	265642	345101	127933	-217168	473034	388434	350242	-38192	738676	1.1222	1.1448
2015/05/05	50116	240243	190127	290359	343981	116070	-227911	460051	394097	356313	-37784	750410	1.1185	1.1208
2015/04/28	50734	248500	197766	299234	356986	116294	-240692	473280	407720	364794	-42926	772514	1.0976	1.1212
2015/04/21	46821	261466	214645	308287	361058	102833	-258225	463891	407879	364299	-43580	772178	1.0738	1.0866
2015/04/14	45264	257611	212347	302875	358360	101060	-257300	459420	403624	358671	-44953	762295	1.0655	1.0818
2015/04/07	39444	254702	215258	294146	356228	96223	-260005	452451	395672	350925	-44747	746597	1.0811	1.0606
2015/03/31	41709	268269	226560	309978	372420	97951	-274469	470371	414129	366220	-47909	780349	1.0741	1.0970

**EURO FX - CHICAGO MERCANTILE EXCHANGE  
FUTURES ONLY POSITIONS Code-099741**



# CME Daily Volume

シカゴ・マーカンタイル取引所 取扱高日次データ

FX\_勝てば官軍?

<http://fx.najirane.com>

Date	取扱高			当日含む前 5 営業日計			参考レート	
	CALL	PUT	FUTURE	CALL	PUT	FUTURE	Open	Close
2015/10/22 (木)	3158	6200	161516	15568	16998	559007	119.94	120.70
2015/10/21 (水)	3924	3110	100165	18735	16527	561660	119.87	119.94
2015/10/20 (火)	3089	3332	106541	28102	17576	629175	119.47	119.87
2015/10/19 (月)	2787	2166	81708	31010	17359	633259	119.33	119.47
2015/10/16 (金)	2610	2190	109077	30785	18203	609127	118.88	119.50
2015/10/15 (木)	6325	5729	164169	42917	27427	618197	118.76	118.88
2015/10/14 (水)	13291	4159	167680	40595	23981	576676	119.77	118.76
2015/10/13 (火)	5997	3115	110625	30212	25494	542239	120.05	119.76
2015/10/12 (月)	2562	3010	57576	26505	26521	548218	120.21	120.05
2015/10/9 (金)	14742	11414	118147	25966	32206	617512	119.91	120.24

Date	取扱高			当日含む前 5 営業日計			参考レート	
	CALL	PUT	FUTURE	CALL	PUT	FUTURE	Open	Close
2015/10/22 (木)	44048	40696	390018	63373	74675	918627	1.1338	1.1107
2015/10/21 (水)	4946	13602	115877	30717	53974	764492	1.1347	1.1338
2015/10/20 (火)	3456	8151	136277	37148	55269	844700	1.1329	1.1347
2015/10/19 (月)	6996	6125	134400	37741	52250	869636	1.1357	1.1329
2015/10/16 (金)	3927	6101	142055	35588	53690	812879	1.1379	1.1354
2015/10/15 (木)	11392	19995	235883	54597	74016	880758	1.1482	1.1379
2015/10/14 (水)	11377	14897	196085	53191	66115	865822	1.1382	1.1482
2015/10/13 (火)	4049	5132	161213	47678	59355	854200	1.1358	1.1382
2015/10/12 (月)	4843	7565	77643	51352	63679	853134	1.1361	1.1358
2015/10/9 (金)	22936	26427	209934	57631	64650	942926	1.1282	1.1359

Date	取扱高			当日含む前 5 営業日計			参考レート	
	CALL	PUT	FUTURE	CALL	PUT	FUTURE	Open	Close
2015/10/22 (木)	1720	547	57030	8307	6554	279908	0.7612	0.7636
2015/10/21 (水)	2245	1496	71503	8061	7417	291227	0.7701	0.7612
2015/10/20 (火)	1475	1890	58660	7728	7339	269652	0.7684	0.7701
2015/10/19 (月)	1918	1571	46335	8785	7054	274650	0.7743	0.7684
2015/10/16 (金)	949	1050	46380	7602	6471	266845	0.7774	0.7744
2015/10/15 (木)	1474	1410	68349	10719	8330	279397	0.7735	0.7774
2015/10/14 (水)	1912	1418	49928	11261	7953	263999	0.7675	0.7735
2015/10/13 (火)	2532	1605	63658	11767	8452	279215	0.7691	0.7675
2015/10/12 (月)	735	988	38530	11931	8665	267065	0.7720	0.7691
2015/10/9 (金)	4066	2909	58932	13494	9144	280116	0.7686	0.7730

Date	取扱高			当日含む前 5 営業日計			参考レート	
	CALL	PUT	FUTURE	CALL	PUT	FUTURE	Open	Close
2015/10/22 (木)	1035	905	81280	4736	4158	339497	0.7213	0.7213
2015/10/21 (水)	1353	1069	72044	4766	5827	362921	0.7262	0.7213
2015/10/20 (火)	859	447	55209	5256	9741	391773	0.7251	0.7262
2015/10/19 (月)	656	626	64623	5837	11922	433170	0.7263	0.7251
2015/10/16 (金)	833	1111	66341	8067	12672	431145	0.7335	0.7270
2015/10/15 (木)	1065	2574	104704	15114	16686	452438	0.7308	0.7335
2015/10/14 (水)	1843	4983	100896	17879	16960	438236	0.7210	0.7308
2015/10/13 (火)	1440	2628	96606	19929	14030	421926	0.7362	0.7210
2015/10/12 (月)	2886	1376	62598	20938	12674	399422	0.7323	0.7362
2015/10/9 (金)	7880	5125	87634	19666	12540	395926	0.7258	0.7328

Date	取扱高			当日含む前 5 営業日計			参考レート	
	CALL	PUT	FUTURE	CALL	PUT	FUTURE	Open	Close
2015/10/22 (木)	0	0	16551	0	0	87752	0.6714	0.6783
2015/10/21 (水)	0	0	17492	0	0	94499	0.6749	0.6714
2015/10/20 (火)	0	0	11774	0	0	106252	0.6792	0.6749
2015/10/19 (月)	0	0	18656	0	0	111628	0.6812	0.6792
2015/10/16 (金)	0	0	30026	0	0	114249	0.6864	0.6813
2015/10/15 (木)	0	0	28304	0	0	114294	0.6803	0.6863
2015/10/14 (水)	0	0	22868	0	0	106003	0.6633	0.6803
2015/10/13 (火)	0	0	14395	0	0	98962	0.6713	0.6633
2015/10/12 (月)	0	0	18701	0	0	95647	0.6685	0.6713
2015/10/9 (金)	0	0	21735	0	0	97885	0.6666	0.6695

Date	取扱高			当日含む前 5 営業日計			参考レート	
	CALL	PUT	FUTURE	CALL	PUT	FUTURE	Open	Close
2015/10/22 (木)	905	263	28615	1119	1388	77719	1.0422	1.0276
2015/10/21 (水)	140	179	12616	351	1201	69177	1.0457	1.0422
2015/10/20 (火)	72	123	12421	326	1290	72748	1.0456	1.0457
2015/10/19 (月)	0	401	10979	449	1672	75283	1.0485	1.0456
2015/10/16 (金)	2	422	13088	465	1286	73364	1.0513	1.0488
2015/10/15 (木)	137	76	20073	597	1059	74637	1.0535	1.0512
2015/10/14 (水)	115	268	16187	492	1008	71774	1.0440	1.0535
2015/10/13 (火)	195	505	14956	400	909	72656	1.0390	1.0440
2015/10/12 (月)	16	15	9060	242	441	70061	1.0409	1.0390
2015/10/9 (金)	134	195	14361	248	427	71617	1.0350	1.0399

Date	取扱高			当日含む前 5 営業日計			参考レート	
	CALL	PUT	FUTURE	CALL	PUT	FUTURE	Open	Close
2015/10/22 (木)	0	48	51584	25	76	164742	6.0145	6.0672
2015/10/21 (水)	13	26	28199	40	60	155420	6.0118	6.0073
2015/10/20 (火)	0	0	30651	28	47	157110	6.0538	6.0357
2015/10/19 (月)	6	0	27676	75	202	159116	6.0940	6.0636
2015/10/16 (金)	6	2	26632	86	221	146585	6.0808	6.1058
2015/10/15 (木)	15	32	42262	128	249	151101	6.0952	6.1064
2015/10/14 (水)	1	13	29889	240	217	140875	6.0155	6.0706
2015/10/13 (火)	47	155	32657	243	256	146484	6.0279	6.0155
2015/10/12 (月)	17	19	15145	196	108	140282	6.0895	6.0631
2015/10/9 (金)	48	30	31148	179	101	191750	6.0897	6.0734



# IMM扱い8通貨/ダウ/日経/金/オイル/主要クロス円の過去5日及び過去5週の4本値

AUDUSD					CADUSD					CHFUSD				
Date	Open	High	Low	Close	Date	Open	High	Low	Close	Date	Open	High	Low	Close
2015/10/23	0.7212	0.7296	0.7198	0.7218	2015/10/23	0.7637	0.7668	0.7577	0.7590	2015/10/23	1.0277	1.0296	1.0203	1.0209
2015/10/22	0.7213	0.7239	0.7183	0.7213	2015/10/22	0.7612	0.7642	0.7599	0.7637	2015/10/22	1.0422	1.0438	1.0268	1.0276
2015/10/21	0.7262	0.7276	0.7203	0.7213	2015/10/21	0.7701	0.7711	0.7607	0.7612	2015/10/21	1.0457	1.0495	1.0406	1.0422
2015/10/20	0.7251	0.7298	0.7242	0.7262	2015/10/20	0.7684	0.7730	0.7665	0.7701	2015/10/20	1.0456	1.0532	1.0445	1.0457
2015/10/19	0.7263	0.7307	0.7240	0.7251	2015/10/19	0.7744	0.7751	0.7676	0.7683	2015/10/19	1.0485	1.0502	1.0441	1.0456

CNYUSD					EURUSD					GBPUSD				
Date	Open	High	Low	Close	Date	Open	High	Low	Close	Date	Open	High	Low	Close
2015/10/23	0.1565	0.1567	0.1565	0.1566	2015/10/23	1.1106	1.1140	1.0997	1.1010	2015/10/23	1.5391	1.5419	1.5310	1.5312
2015/10/22	0.1571	0.1571	0.1564	0.1566	2015/10/22	1.1338	1.1351	1.1079	1.1107	2015/10/22	1.5414	1.5510	1.5369	1.5391
2015/10/21	0.1570	0.1573	0.1570	0.1570	2015/10/21	1.1347	1.1378	1.1335	1.1338	2015/10/21	1.5444	1.5477	1.5412	1.5415
2015/10/20	0.1566	0.1571	0.1566	0.1569	2015/10/20	1.1329	1.1386	1.1325	1.1347	2015/10/20	1.5465	1.5505	1.5436	1.5445
2015/10/19	0.1571	0.1572	0.1568	0.1569	2015/10/19	1.1357	1.1379	1.1306	1.1329	2015/10/19	1.5440	1.5496	1.5428	1.5464

JPYUSD					MXNUSD					NZDUSD				
Date	Open	High	Low	Close	Date	Open	High	Low	Close	Date	Open	High	Low	Close
2015/10/23	0.8285	0.8318	0.8233	0.8236	2015/10/23	0.0607	0.0610	0.0602	0.0602	2015/10/23	0.6788	0.6866	0.6735	0.6755
2015/10/22	0.8338	0.8360	0.8281	0.8285	2015/10/22	0.0601	0.0607	0.0601	0.0607	2015/10/22	0.6714	0.6818	0.6714	0.6783
2015/10/21	0.8342	0.8350	0.8327	0.8338	2015/10/21	0.0601	0.0602	0.0599	0.0601	2015/10/21	0.6749	0.6759	0.6698	0.6714
2015/10/20	0.8370	0.8374	0.8336	0.8342	2015/10/20	0.0605	0.0608	0.0602	0.0604	2015/10/20	0.6792	0.6846	0.6737	0.6749
2015/10/19	0.8380	0.8393	0.8360	0.8370	2015/10/19	0.0609	0.0610	0.0605	0.0606	2015/10/19	0.6812	0.6820	0.6783	0.6792

Nikkei 225 - Japonia (NIKKEI)						
Date	Open	High	Low	Close	(ドル建て終値)	出来高
2015/10/23	18762.65	18915.64	18746.61	18825.30	156.41	1475433984
2015/10/22	18443.69	18579.14	18376.01	18435.87	154.03	1239394688
2015/10/21	18167.64	18605.41	18167.64	18554.28	154.79	1429252224
2015/10/20	18245.54	18253.13	18147.98	18207.15	152.17	1188175488
2015/10/19	18282.78	18314.09	18078.43	18131.23	151.92	1213488640
週4本値	18282.78	18915.64	18078.43	18825.30	156.41	(225銘柄計) (東証一部合計)

XAUUSD					
Date	Open	High	Low	Close	
2015/10/23	1166.08	1179.61	1159.26	1165.02	0
2015/10/22	1166.51	1171.91	1163.05	1165.97	0
2015/10/21	1176.59	1179.47	1164.11	1168.32	0
2015/10/20	1169.73	1180.88	1167.63	1176.09	0
2015/10/19	1176.90	1178.30	1168.85	1171.07	0
週4本値	1176.90	1180.88	1159.26	1165.02	

Dow Jones Industrial - USA (DJIA)					
Date	Open	High	Low	Close	出来高
2015/10/23	17525.11	17679.37	17525.11	17646.70	158086647
2015/10/22	17180.88	17505.18	17180.88	17489.16	152420603
2015/10/21	17225.93	17314.99	17153.13	17168.61	107101987
2015/10/20	17228.47	17264.88	17147.99	17217.11	106670969
2015/10/19	17209.43	17235.95	17129.19	17230.54	118433685
週4本値	17209.43	17679.37	17129.19	17646.70	158086647

Historical Data by **Stooq**  
 Historical Data by **MarketNewsline** (ダウと日経)  
 Arrangement by **FX 勝てば官軍?**

Crude Light Oil						
Date	Open	High	Low	Close	Volume	
2015/10/23	45.36	45.75	44.22	44.75	0	
2015/10/22	45.29	46.09	44.92	45.48	0	
2015/10/21	45.92	46.08	44.89	45.24	0	
2015/10/20	46.63	46.92	45.75	45.91	644078	
2015/10/19	47.73	47.91	46.26	46.56	761848	
週4本値	47.73	47.91	44.22	44.75		

USDJPY					EURJPY					GBPJPY				
日付	始値	高値	安値	終値	日付	始値	高値	安値	終値	日付	始値	高値	安値	終値
2015/10/23	120.70	121.47	120.23	121.42	2015/10/23	134.04	134.26	133.38	133.68	2015/10/23	185.76	186.27	185.26	185.93
2015/10/22	119.94	120.77	119.62	120.70	2015/10/22	135.99	136.07	133.77	134.06	2015/10/22	184.88	185.89	184.51	185.76
2015/10/21	119.87	120.09	119.76	119.94	2015/10/21	136.02	136.39	135.89	135.98	2015/10/21	185.14	185.57	184.73	184.88
2015/10/20	119.47	119.96	119.41	119.87	2015/10/20	135.35	136.21	135.27	136.01	2015/10/20	184.76	185.59	184.72	185.14
2015/10/19	119.33	119.62	119.14	119.47	2015/10/19	135.53	135.95	135.07	135.35	2015/10/19	184.23	185.10	183.85	184.75

USDJPY Weekly					EURJPY Weekly					GBPJPY Weekly				
日付	始値	高値	安値	終値	日付	始値	高値	安値	終値	日付	始値	高値	安値	終値
2015/10/23	119.33	121.47	119.14	121.42	2015/10/23	135.53	136.39	133.38	133.68	2015/10/23	184.23	186.27	183.85	185.93
2015/10/16	120.21	120.27	118.07	119.50	2015/10/16	136.57	136.94	134.80	135.68	2015/10/16	184.12	184.73	181.85	184.45
2015/10/09	120.02	120.57	119.63	120.24	2015/10/09	134.63	136.95	134.41	136.58	2015/10/09	182.13	184.85	181.90	184.20
2015/10/02	120.51	120.59	118.69	120.05	2015/10/02	134.89	135.12	133.47	134.54	2015/10/02	183.27	183.32	180.66	182.27
2015/09/25	120.13	121.23	119.23	120.58	2015/09/25	135.58	136.14	133.16	135.11	2015/09/25	186.49	187.34	181.62	183.21



# 先週のIMM取り扱い対ドル8通貨チャート

※ 赤点線は週最高値/青天線は週最低値、BB中心線はSMA21

2015/10/19 ~ 2015/10/23

Chart by OANDA Japan MetaTrader4

