

JAPANESE YEN - CHICAGO MERCANTILE EXCHANGE

Code-097741

2018/05/29

~

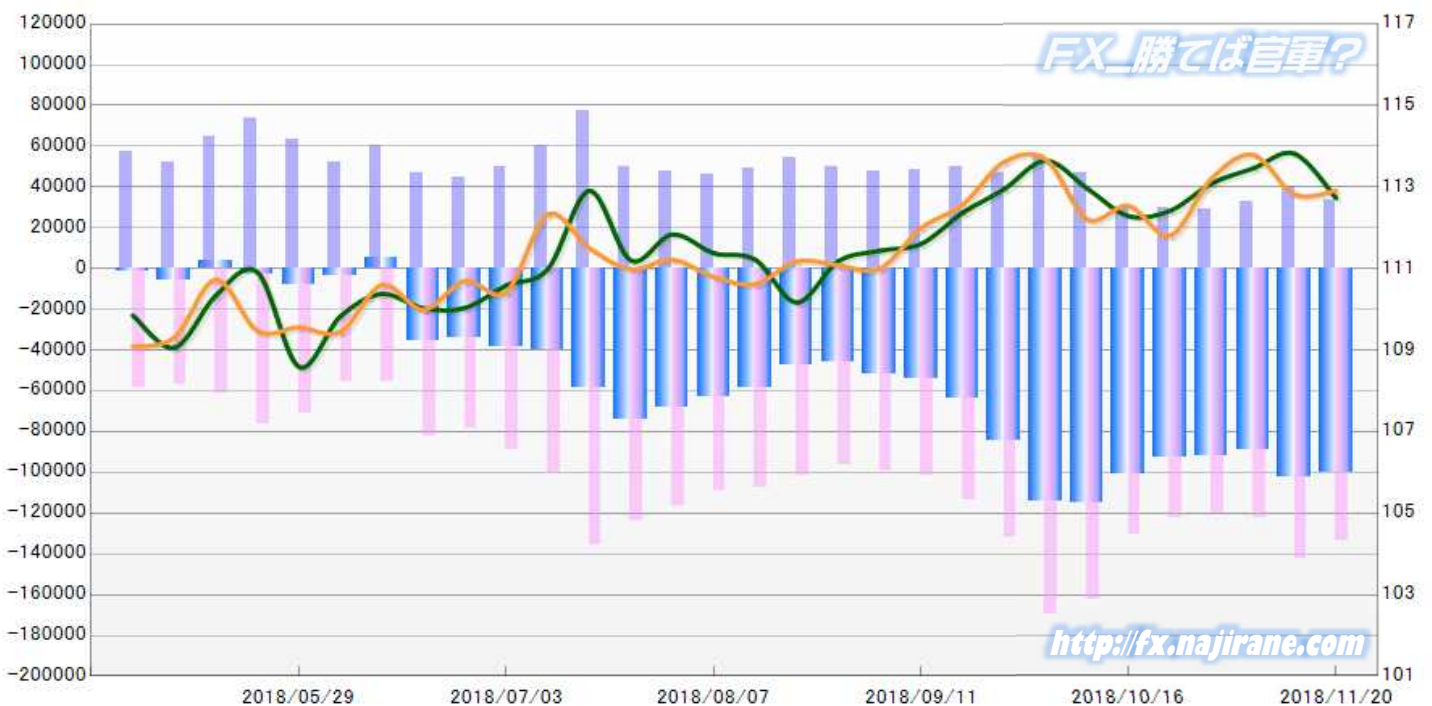
2018/11/20

2018/11/23 NYクローズ時公表値

Report_Date	Non Commercial Positions												火曜日 引け値	金曜日 引け値
	Long	増減	増減(%)	Short	増減	増減(%)	売り越し	増減	増減(%)	売買計	増減	増減(%)		
2018/11/20	33462	-6730	-16.7%	133527	-8959	-6.3%	100065	-2229	-2.2%	166989	-15689	-8.6%	112.73	112.91
2018/11/13	40192	7132	21.6%	142486	20304	16.6%	102294	13172	14.8%	182678	27436	17.7%	113.82	112.82
2018/11/06	33060	4206	14.6%	122182	1708	1.4%	89122	-2498	-2.7%	155242	5914	4.0%	113.46	113.79
2018/10/30	28854	-1068	-3.6%	120474	-2252	-1.8%	91620	-1184	-1.3%	149328	-3320	-2.2%	113.09	113.21
2018/10/23	29922	-174	-0.6%	122726	-7991	-6.1%	92804	-7817	-7.8%	152648	-8165	-5.1%	112.42	111.81
2018/10/16	30096	-16938	-36.0%	130717	-31518	-19.4%	100621	-14580	-12.7%	160813	-48456	-23.2%	112.29	112.54
2018/10/09	47034	-9040	-16.1%	162235	-7885	-4.6%	115201	1155	1.0%	209269	-16925	-7.5%	112.97	112.21
2018/10/02	56074	8821	18.7%	170120	38148	28.9%	114046	29327	34.6%	226194	46969	26.2%	113.65	113.68
2018/09/25	47253	-2499	-5.0%	131972	18465	16.3%	84719	20964	32.9%	179225	15966	9.8%	112.95	113.62
2018/09/18	49752	1695	3.5%	113507	11564	11.3%	63755	9869	18.3%	163259	13259	8.8%	112.37	112.57
2018/09/11	48057	485	1.0%	101943	2439	2.5%	53886	1954	3.8%	150000	2924	2.0%	111.61	112.00
2018/09/04	47572	-2658	-5.3%	99504	3233	3.4%	51932	5891	12.8%	147076	575	0.4%	111.44	111.00
2018/08/28	50230	-3886	-7.2%	96271	-5251	-5.2%	46041	-1365	-2.9%	146501	-9137	-5.9%	111.18	111.08
2018/08/21	54116	4747	9.6%	101522	-6215	-5.8%	47406	-10962	-18.8%	155638	-1468	-0.9%	110.17	111.18
2018/08/14	49369	3233	7.0%	107737	-1206	-1.1%	58368	-4439	-7.1%	157106	2027	1.3%	111.22	110.62
2018/08/07	46136	-1880	-3.9%	108943	-7530	-6.5%	62807	-5650	-8.3%	155079	-9410	-5.7%	111.38	110.80
2018/07/31	48016	-1977	-4.0%	116473	-7289	-5.9%	68457	-5312	-7.2%	164489	-9266	-5.3%	111.84	111.22
2018/07/24	49993	-27028	-35.1%	123762	-11909	-8.8%	73769	15119	25.8%	173755	-38937	-18.3%	111.20	110.99
2018/07/17	77021	16458	27.2%	135671	35276	35.1%	58650	18818	47.2%	212692	51734	32.1%	112.91	111.50
2018/07/10	60563	10573	21.2%	100395	11675	13.2%	39832	1102	2.8%	160958	22248	16.0%	110.99	112.33
2018/07/03	49990	5560	12.5%	88720	10069	12.8%	38730	4509	13.2%	138710	15629	12.7%	110.59	110.42
2018/06/26	44430	-2135	-4.6%	78651	-3476	-4.2%	34221	-1341	-3.8%	123081	-5611	-4.4%	110.03	110.70
2018/06/19	46565	-14044	-23.2%	82127	26570	47.8%	35562	-40614	-803.9%	128692	12526	10.8%	110.03	109.99
2018/06/12	60609	8549	16.4%	55557	60	0.1%	-5052	-8489	-247.0%	116166	8609	8.0%	110.38	110.60
2018/06/05	52060	-11122	-17.6%	55497	-15721	-22.1%	3437	-4599	-57.2%	107557	-26843	-20.0%	109.83	109.45
2018/05/29	63182			71218			8036			134400			108.59	109.56

JAPANESE YEN - CHICAGO MERCANTILE EXCHANGE  
FUTURES ONLY POSITIONS

— 金曜終値 — 火曜終値 — Short枚数 — Long枚数 ■ 売り越し or 買い越し枚数



EURO FX - CHICAGO MERCANTILE EXCHANGE

Code-099741

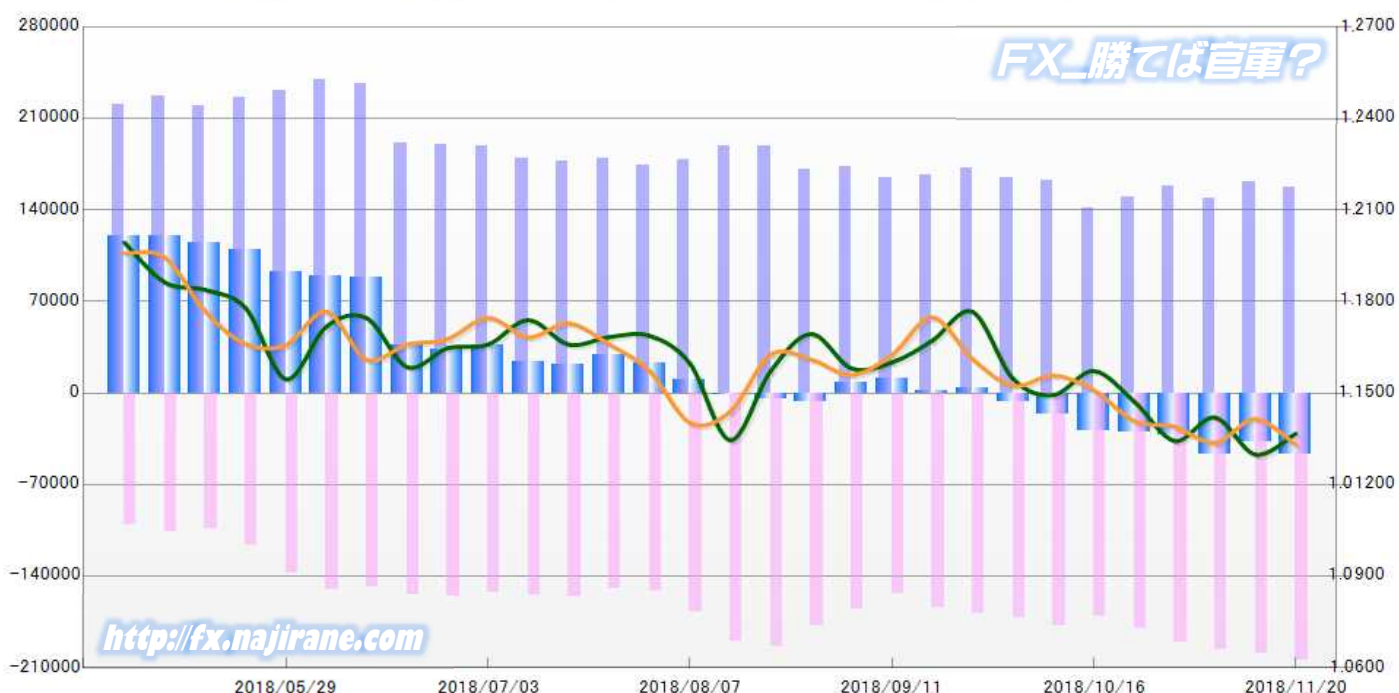
2018/05/29 ~ 2018/11/20

2018/11/23 NYクローズ時公表値

Report_Date	Non Commercial Positions											火曜日 引け値	金曜日 引け値	
	Long	増減		Short	増減		売り越し	増減		売買計	増減			
2018/11/20	157633	-4227	-2.6%	204862	5983	3.0%	47229	10210	27.6%	362495	1756	0.5%	1.1367	1.1331
2018/11/13	161860	12887	8.7%	198879	3063	1.6%	37019	-9824	-21.0%	360739	15950	4.6%	1.1298	1.1415
2018/11/06	148973	-8718	-5.5%	195816	5463	2.9%	46843	14181	43.4%	344789	-3255	-0.9%	1.1420	1.1336
2018/10/30	157691	8106	5.4%	190353	10464	5.8%	32662	2358	7.8%	348044	18570	5.6%	1.1343	1.1390
2018/10/23	149585	8768	6.2%	179889	9728	5.7%	30304	960	3.3%	329474	18496	5.9%	1.1472	1.1408
2018/10/16	140817	-21498	-13.2%	170161	-8296	-4.6%	29344	13202	81.8%	310978	-29794	-8.7%	1.1572	1.1510
2018/10/09	162315	-2423	-1.5%	178457	6618	3.9%	16142	9041	127.3%	340772	4195	1.2%	1.1493	1.1558
2018/10/02	164738	-7688	-4.5%	171839	3109	1.8%	7101	-10797	-292.1%	336577	-4579	-1.3%	1.1547	1.1524
2018/09/25	172426	5958	3.6%	168730	3928	2.4%	-3696	2030	121.8%	341156	9886	3.0%	1.1766	1.1611
2018/09/18	166468	1829	1.1%	164802	11333	7.4%	-1666	-9504	-85.1%	331270	13162	4.1%	1.1671	1.1748
2018/09/11	164639	-8696	-5.0%	153469	-11903	-7.2%	-11170	3207	40.3%	318108	-20599	-6.1%	1.1600	1.1624
2018/09/04	173335	1976	1.2%	165372	-13206	-7.4%	-7963	-15182	-210.3%	338707	-11230	-3.2%	1.1581	1.1559
2018/08/28	171359	-17548	-9.3%	178578	-15170	-7.8%	7219	2378	49.1%	349937	-32718	-8.6%	1.1693	1.1610
2018/08/21	188907	479	0.3%	193748	3531	1.9%	4841	3052	170.6%	382655	4010	1.1%	1.1572	1.1626
2018/08/14	188428	10505	5.9%	190217	22859	13.7%	1789	-12354	-116.9%	378645	33364	9.7%	1.1346	1.1439
2018/08/07	177923	3374	1.9%	167358	15634	10.3%	-10565	-12260	-53.7%	345281	19008	5.8%	1.1597	1.1403
2018/07/31	174549	-4966	-2.8%	151724	1849	1.2%	-22825	-6815	-23.0%	326273	-3117	-0.9%	1.1688	1.1573
2018/07/24	179515	2125	1.2%	149875	-6108	-3.9%	-29640	8233	38.5%	329390	-3983	-1.2%	1.1683	1.1660
2018/07/17	177390	-2011	-1.1%	155983	939	0.6%	-21407	-2950	-12.1%	333373	-1072	-0.3%	1.1659	1.1728
2018/07/10	179401	-9604	-5.1%	155044	2786	1.8%	-24357	-12390	-33.7%	334445	-6818	-2.0%	1.1739	1.1683
2018/07/03	189005	-1142	-0.6%	152258	-3985	-2.6%	-36747	2843	8.4%	341263	-5127	-1.5%	1.1659	1.1746
2018/06/26	190147	-537	-0.3%	156243	1677	1.1%	-33904	-2214	-6.1%	346390	1140	0.3%	1.1647	1.1677
2018/06/19	190684	-45933	-19.4%	154566	6174	4.2%	-36118	-52107	-59.1%	345250	-39759	####	1.1585	1.1659
2018/06/12	236617	-3287	-1.4%	148392	-2276	-1.5%	-88225	-1011	-1.1%	385009	-5563	-1.4%	1.1746	1.1609
2018/06/05	239904	8977	3.9%	150668	12778	9.3%	-89236	-3801	-4.1%	390572	21755	5.9%	1.1718	1.1767
2018/05/29	230927			137890			-93037			368817			1.1545	1.1658

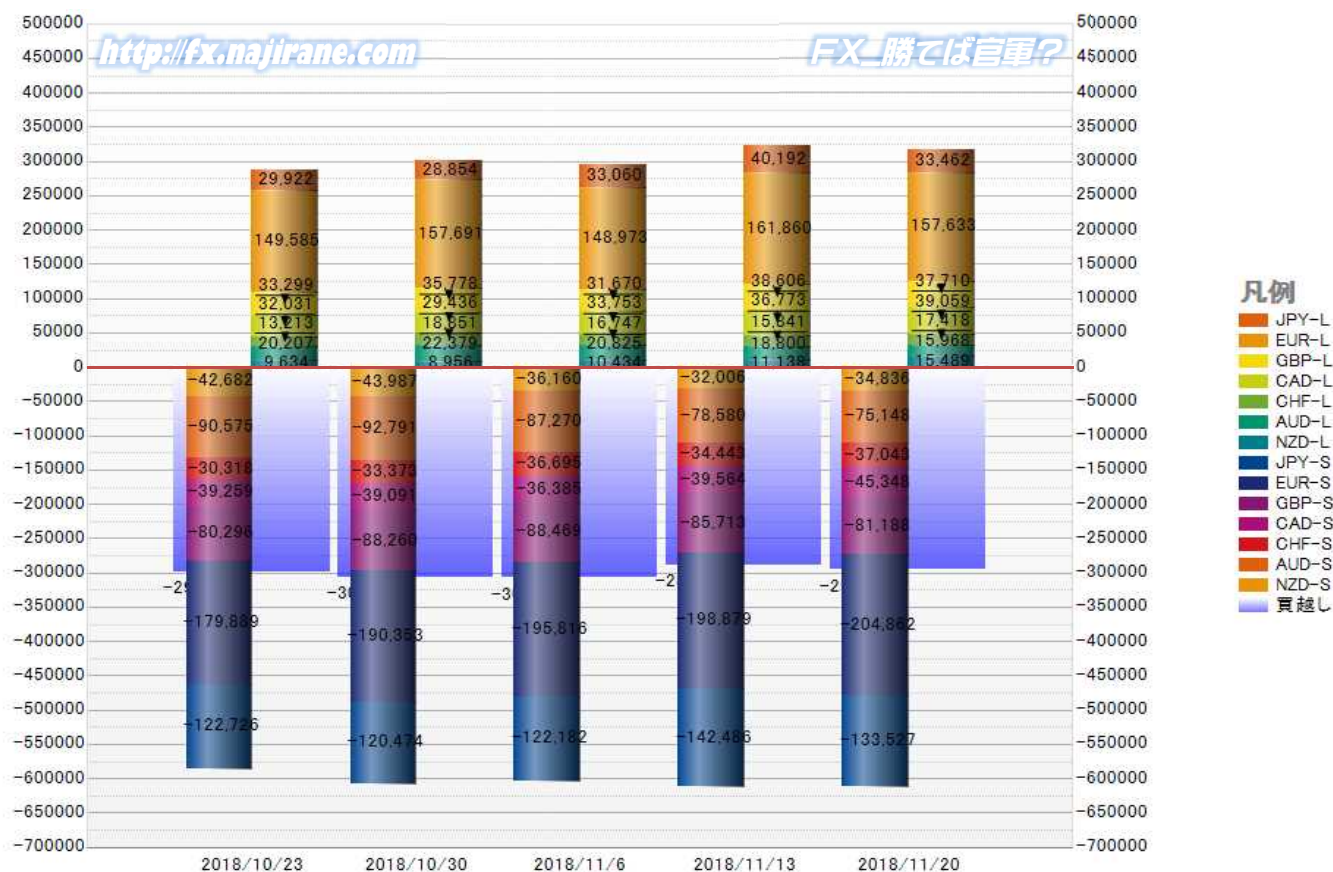
EURO FX - CHICAGO MERCANTILE EXCHANGE  
FUTURES ONLY POSITIONS

— 金曜締め最終値 — 火曜締め最終値 — Short枚数 — Long枚数 ■ 売り越し or 買い越し枚数



	2018/10/23			2018/10/30			2018/11/06			2018/11/13			2018/11/20		
	Long	Short	売り越し	Long	Short	売り越し	Long	Short	売り越し	Long	Short	売り越し	Long	Short	売り越し
JPY	29922	122726	92804	28854	120474	91620	33060	122182	89122	40192	142486	102294	<b>33462</b>	<b>133527</b>	<b>100065</b>
	前週比 枚数増減 (枚)			-1068	-2252	-1184	4206	1708	-2498	7132	20304	13172	-6730	-8959	-2229
	前週比 枚数増減 (%)			-3.6%	-1.8%	-1.3%	14.6%	1.4%	-2.7%	21.6%	16.6%	14.8%	-16.7%	-6.3%	-2.2%
EUR	149585	179889	30304	157691	190353	32662	148973	195816	46843	161860	198879	37019	<b>157633</b>	<b>204862</b>	<b>47229</b>
	前週比 枚数増減 (枚)			8106	10464	2358	-8718	5463	14181	12887	3063	-9824	-4227	5983	10210
	前週比 枚数増減 (%)			5.4%	5.8%	7.8%	-5.5%	2.9%	43.4%	8.7%	1.6%	-21.0%	-2.6%	3.0%	27.6%
GBP	33299	80296	46997	35778	88260	52482	31670	88469	56799	38606	85713	47107	<b>37710</b>	<b>81188</b>	<b>43478</b>
	前週比 枚数増減 (枚)			2479	7964	5485	-4108	209	4317	6936	-2756	-9692	-896	-4525	-3629
	前週比 枚数増減 (%)			7.4%	9.9%	11.7%	-11.5%	0.2%	8.2%	21.9%	-3.1%	-17.1%	-2.3%	-5.3%	-7.7%
AUD	20207	90575	70368	22379	92791	70412	20825	87270	66445	18800	78580	59780	<b>15968</b>	<b>75148</b>	<b>59180</b>
	前週比 枚数増減 (枚)			2172	2216	44	-1554	-5521	-3967	-2025	-8690	-6665	-2832	-3432	-600
	前週比 枚数増減 (%)			10.7%	2.4%	0.1%	-6.9%	-5.9%	-5.6%	-9.7%	-10.0%	-10.0%	-15.1%	-4.4%	-1.0%
CAD	32031	39259	7228	29436	39091	9655	33753	36385	2632	36773	39564	2791	<b>39059</b>	<b>45348</b>	<b>6289</b>
	前週比 枚数増減 (枚)			-2595	-168	2427	4317	-2706	-7023	3020	3179	159	2286	5784	3498
	前週比 枚数増減 (%)			-8.1%	-0.4%	33.6%	14.7%	-6.9%	-72.7%	8.9%	8.7%	6.0%	6.2%	14.6%	125.3%
CHF	13213	30318	17105	18851	33373	14522	16747	36695	19948	15841	34443	18602	<b>17418</b>	<b>37043</b>	<b>19625</b>
	前週比 枚数増減 (枚)			5638	3055	-2583	-2104	3322	5426	-906	-2252	-1346	1577	2600	1023
	前週比 枚数増減 (%)			42.7%	10.1%	-15.1%	-11.2%	10.0%	37.4%	-5.4%	-6.1%	-6.7%	10.0%	7.5%	5.5%
NZD	9634	42682	33048	8956	43987	35031	10434	36160	25726	11138	32006	20868	<b>15489</b>	<b>34836</b>	<b>19347</b>
	前週比 枚数増減 (枚)			-678	1305	1983	1478	-7827	-9305	704	-4154	-4858	4351	2830	-1521
	前週比 枚数増減 (%)			-7.0%	3.1%	6.0%	16.5%	-17.8%	-26.6%	6.7%	-11.5%	-18.9%	39.1%	8.8%	-7.3%
MXN	111571	53544	-58027	93644	59835	-33809	67588	60552	-7036	69888	62601	-7287	<b>72611</b>	<b>58528</b>	<b>-14083</b>
	前週比 枚数増減 (枚)			-17927	6291	-24218	-26056	717	-26773	2300	2049	251	2723	-4073	6796
	前週比 枚数増減 (%)			-16.1%	11.7%	-41.7%	-27.8%	1.2%	-79.2%	3.4%	3.4%	3.6%	3.9%	-6.5%	93.3%
Total All 8	399462	639289	239827	395589	668164	272575	363050	663529	300479	393098	674272	281174	<b>389350</b>	<b>670480</b>	<b>281130</b>
	前週比 枚数増減 (枚)			-3873	28875	32748	-32539	-4635	27904	30048	10743	-19305	-3748	-3792	-44
	前週比 枚数増減 (%)			-1.0%	4.5%	13.7%	-8.2%	-0.7%	10.2%	8.3%	1.6%	-6.4%	-1.0%	-0.6%	0.0%
Total 7 (MXN除)	287891	585745	297854	301945	608329	306384	295462	602977	307515	323210	611671	288461	<b>316739</b>	<b>611952</b>	<b>295213</b>
	前週比 枚数増減 (枚)			14054	22584	8530	-6483	-5352	1131	27748	8694	-19054	-6471	281	6752
	前週比 枚数増減 (%)			4.9%	3.9%	2.9%	-2.1%	-0.9%	0.4%	9.4%	1.4%	-6.2%	-2.0%	0.0%	2.3%

### 直近5週 CFTC IMM主要7通貨の構成



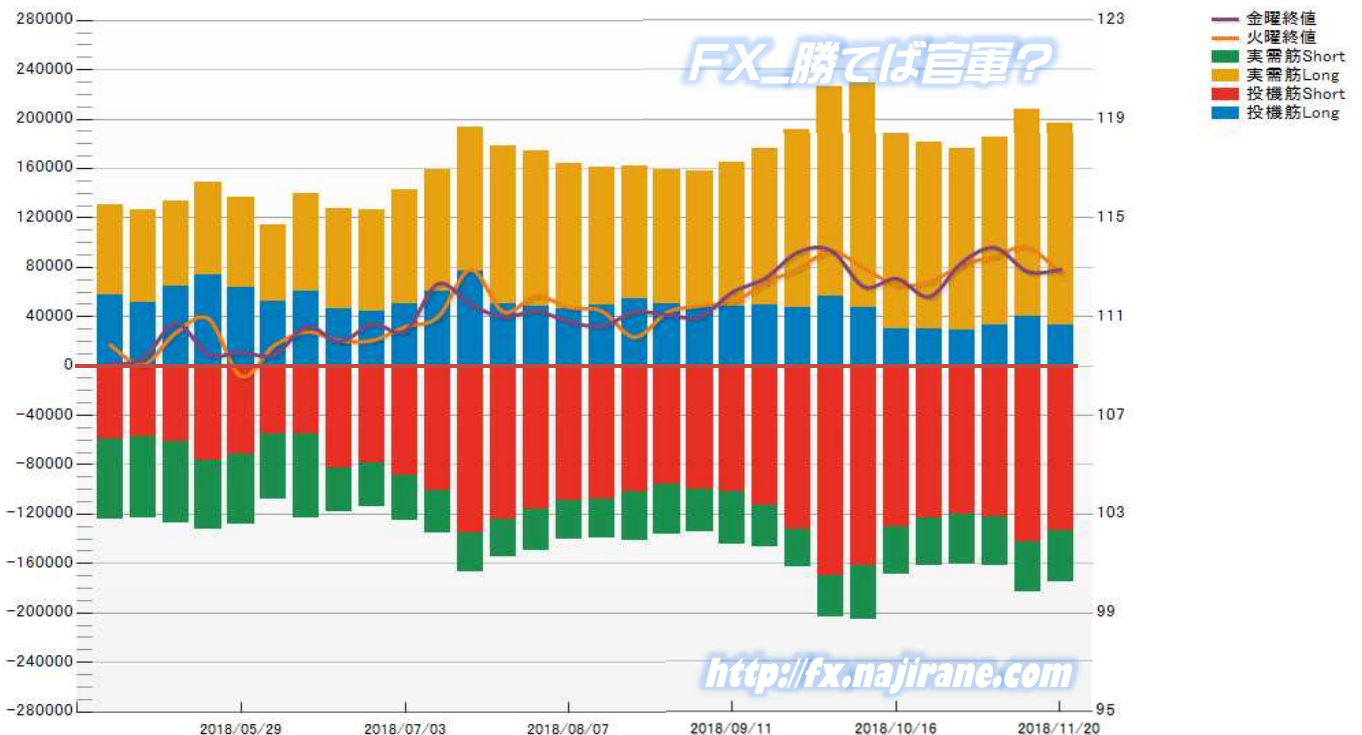


JAPANESE YEN - CHICAGO MERCANTILE EXCHANGE  
FUTURES ONLY POSITIONS

Code-097741  
2018/11/23 公表値

Date	投機筋集計				実需筋集計				投機筋+実需筋合計				ドル円終値	
	円買い	円売り	売り越し	売買計	円買い	円売り	売り越し	売買計	円買い	円売り	売り越し	売買計	火曜締め	金曜締め
2018/11/20	33462	133527	100065	166989	162783	41293	-121490	204076	196245	174820	-21425	371065	112.73	112.91
2018/11/13	40192	142486	102294	182678	167316	40964	-126352	208280	207508	183450	-24058	390958	113.82	112.82
2018/11/06	33060	122182	89122	155242	152591	39149	-113442	191740	185651	161331	-24320	346982	113.46	113.79
2018/10/30	28854	120474	91620	149328	147740	40278	-107462	188018	176594	160752	-15842	337346	113.09	113.21
2018/10/23	29922	122726	92804	152648	151773	38623	-113150	190396	181695	161349	-20346	343044	112.42	111.81
2018/10/16	30096	130717	100621	160813	157934	38313	-119621	196247	188030	169030	-19000	357060	112.29	112.54
2018/10/09	47034	162235	115201	209269	181744	43542	-138202	225286	228778	205777	-23001	434555	112.97	112.21
2018/10/02	56074	170120	114046	226194	169666	33666	-136000	203332	225740	203786	-21954	429526	113.65	113.68
2018/09/25	47253	131972	84719	179225	144358	31201	-113157	175559	191611	163173	-28438	354784	112.95	113.62
2018/09/18	49752	113507	63755	163259	126444	33270	-93174	159714	176196	146777	-29419	322973	112.37	112.57
2018/09/11	48057	101943	53886	150000	117043	42746	-74297	159789	165100	144689	-20411	309789	111.61	112.00
2018/09/04	47572	99504	51932	147076	110072	35048	-75024	145120	157644	134552	-23092	292196	111.44	111.00
2018/08/28	50230	96271	46041	146501	108721	40148	-68573	148869	158951	136419	-22532	295370	111.18	111.08
2018/08/21	54116	101522	47406	155638	108223	39523	-68700	147746	162339	141045	-21294	303384	110.17	111.18
2018/08/14	49369	107737	58368	157106	111729	31519	-80210	143248	161098	139256	-21842	300354	111.22	110.62
2018/08/07	46136	108943	62807	155079	118196	31838	-86358	150034	164332	140781	-23551	305113	111.38	110.80
2018/07/31	48016	116473	68457	164489	126011	32904	-93107	158915	174027	149377	-24650	323404	111.84	111.22
2018/07/24	49993	123762	73769	173755	128268	30622	-97646	158890	178261	154384	-23877	332645	111.20	110.99
2018/07/17	77021	135671	58650	212692	116336	31168	-85168	147504	193357	166839	-26518	360196	112.91	111.50
2018/07/10	60563	100395	39832	160958	98735	35381	-63354	134116	159298	135776	-23522	295074	110.99	112.33
2018/07/03	49990	88720	38730	138710	92429	36730	-55699	129159	142419	125450	-16969	267869	110.59	110.42
2018/06/26	44430	78651	34221	123081	81943	34931	-47012	116874	126373	113582	-12791	239955	110.03	110.70
2018/06/19	46565	82127	35562	128692	80588	35571	-45017	116159	127153	117698	-9455	244851	110.03	109.99
2018/06/12	60609	55557	-5052	116166	79424	67648	-11776	147072	140033	123205	-16828	263238	110.38	110.60
2018/06/05	52060	55497	3437	107557	62362	52615	-9747	114977	114422	108112	-6310	222534	109.83	109.45
2018/05/29	63182	71218	8036	134400	73606	57067	-16539	130673	136788	128285	-8503	265073	108.59	109.56
2018/05/22	73836	76603	2767	150439	74538	55437	-19101	129975	148374	132040	-16334	280414	110.91	109.47
2018/05/15	64926	61246	-3680	126172	69058	65583	-3475	134641	133984	126829	-7155	260813	110.34	110.73
2018/05/08	51812	57274	5462	109086	74829	66084	-8745	140913	126641	123358	-3283	249999	109.06	109.31
2018/05/01	57349	58754	1405	116103	72708	65387	-7321	138095	130057	124141	-5916	254198	109.85	109.09

JAPANESE YEN - CHICAGO MERCANTILE EXCHANGE  
FUTURES ONLY POSITIONS Code-097741

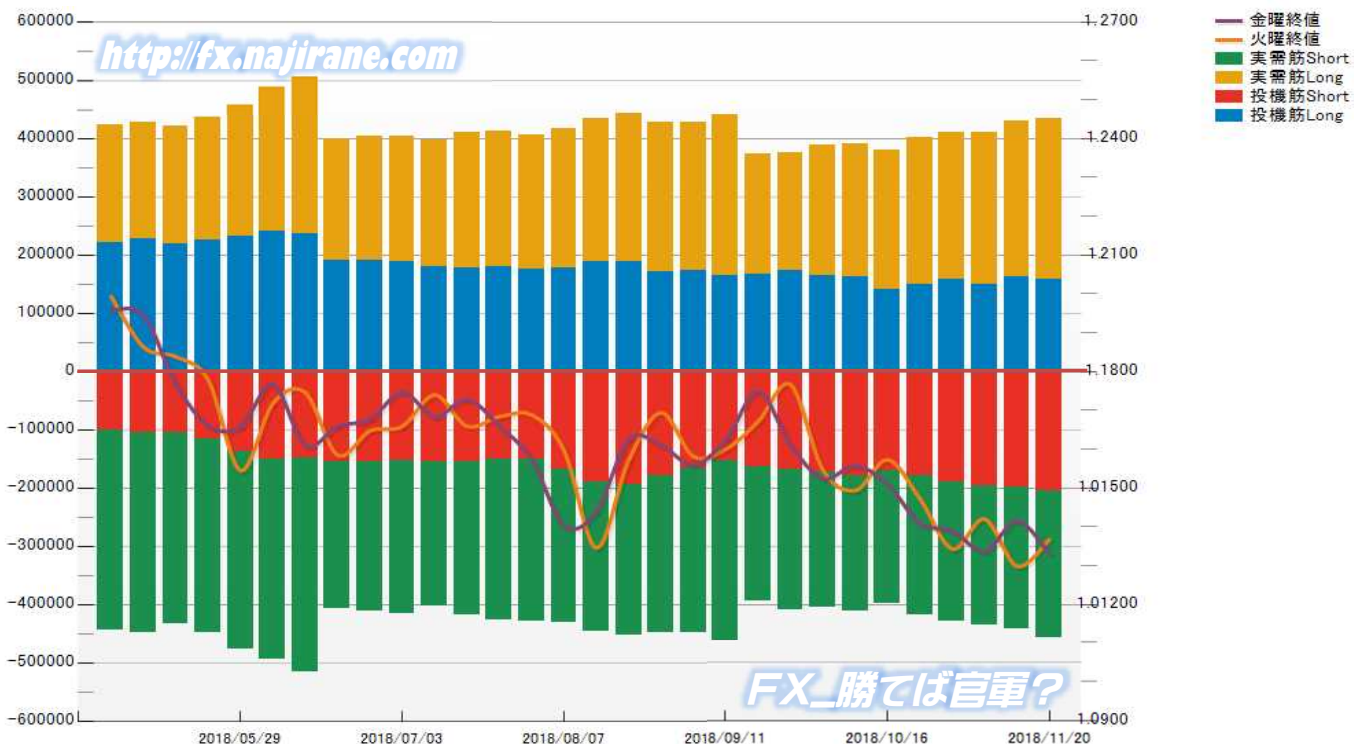


EURO FX - CHICAGO MERCANTILE EXCHANGE  
FUTURES ONLY POSITIONS

Code-099741  
2018/11/23 公表値

Date	投機筋集計				実需筋集計				投機筋+実需筋合計				ユーロドル終値	
	EUR買い	EUR売り	売り越し	売買計	EUR買い	EUR売り	売り越し	売買計	EUR買い	EUR売り	売り越し	売買計	火曜締め	金曜締め
2018/11/20	157633	204862	47229	362495	275695	252104	-23591	527799	433328	456966	23638	890294	1.1367	1.1331
2018/11/13	161860	198879	37019	360739	268439	244051	-24388	512490	430299	442930	12631	873229	1.1298	1.1415
2018/11/06	148973	195816	46843	344789	261621	240069	-21552	501690	410594	435885	25291	846479	1.1420	1.1336
2018/10/30	157691	190353	32662	348044	253543	238938	-14605	492481	411234	429291	18057	840525	1.1343	1.1390
2018/10/23	149585	179889	30304	329474	251035	239190	-11845	490225	400620	419079	18459	819699	1.1472	1.1408
2018/10/16	140817	170161	29344	310978	239573	227660	-11913	467233	380390	397821	17431	778211	1.1572	1.1510
2018/10/09	162315	178457	16142	340772	228799	234237	5438	463036	391114	412694	21580	803808	1.1493	1.1558
2018/10/02	164738	171839	7101	336577	224680	234180	9500	458860	389418	406019	16601	795437	1.1547	1.1524
2018/09/25	172426	168730	-3696	341156	203763	240493	36730	444256	376189	409223	33034	785412	1.1766	1.1611
2018/09/18	166468	164802	-1666	331270	205804	228792	22988	434596	372272	393594	21322	765866	1.1671	1.1748
2018/09/11	164639	153469	-11170	318108	277060	310471	33411	587531	441699	463940	22241	905639	1.1600	1.1624
2018/09/04	173335	165372	-7963	338707	254016	283775	29759	537791	427351	449147	21796	876498	1.1581	1.1559
2018/08/28	171359	178578	7219	349937	255809	269383	13574	525192	427168	447961	20793	875129	1.1693	1.1610
2018/08/21	188907	193748	4841	382655	254692	258443	3751	513135	443599	452191	8592	895790	1.1572	1.1626
2018/08/14	188428	190217	1789	378645	246723	257030	10307	503753	435151	447247	12096	882398	1.1346	1.1439
2018/08/07	177923	167358	-10565	345281	238559	264653	26094	503212	416482	432011	15529	848493	1.1597	1.1403
2018/07/31	174549	151724	-22825	326273	231982	278576	46594	510558	406531	430300	23769	836831	1.1688	1.1573
2018/07/24	179515	149875	-29640	329390	232134	277207	45073	509341	411649	427082	15433	838731	1.1683	1.1660
2018/07/17	177390	155983	-21407	333373	233378	262774	29396	496152	410768	418757	7989	829525	1.1659	1.1728
2018/07/10	179401	155044	-24357	334445	217394	247174	29780	464568	396795	402218	5423	799013	1.1739	1.1683
2018/07/03	189005	152258	-36747	341263	215126	263065	47939	478191	404131	415323	11192	819454	1.1659	1.1746
2018/06/26	190147	156243	-33904	346390	212675	254515	41840	467190	402822	410758	7936	813580	1.1647	1.1677
2018/06/19	190684	154566	-36118	345250	208997	251900	42903	460897	399681	406466	6785	806147	1.1585	1.1659
2018/06/12	236617	148392	-88225	385009	269450	366976	97526	636426	506067	515368	9301	1021435	1.1746	1.1609
2018/06/05	239904	150668	-89236	390572	248379	342981	94602	591360	488283	493649	5366	981932	1.1718	1.1767
2018/05/29	230927	137890	-93037	368817	227944	338977	111033	566921	458871	476867	17996	935738	1.1545	1.1658
2018/05/22	225960	116216	-109744	342176	209287	333009	123722	542296	435247	449225	13978	884472	1.1778	1.1661
2018/05/15	219317	104203	-115114	323520	201322	330265	128943	531587	420639	434468	13829	855107	1.1838	1.1768
2018/05/08	226601	106096	-120505	332697	201532	342701	141169	544233	428133	448797	20664	876930	1.1863	1.1945
2018/05/01	221011	100443	-120568	321454	201842	343942	142100	545784	422853	444385	21532	867238	1.1993	1.1958

EURO FX - CHICAGO MERCANTILE EXCHANGE  
FUTURES ONLY POSITIONS Code-099741



# CME Daily Volume

FX\_勝てば官軍?

<http://fx.najirane.com>

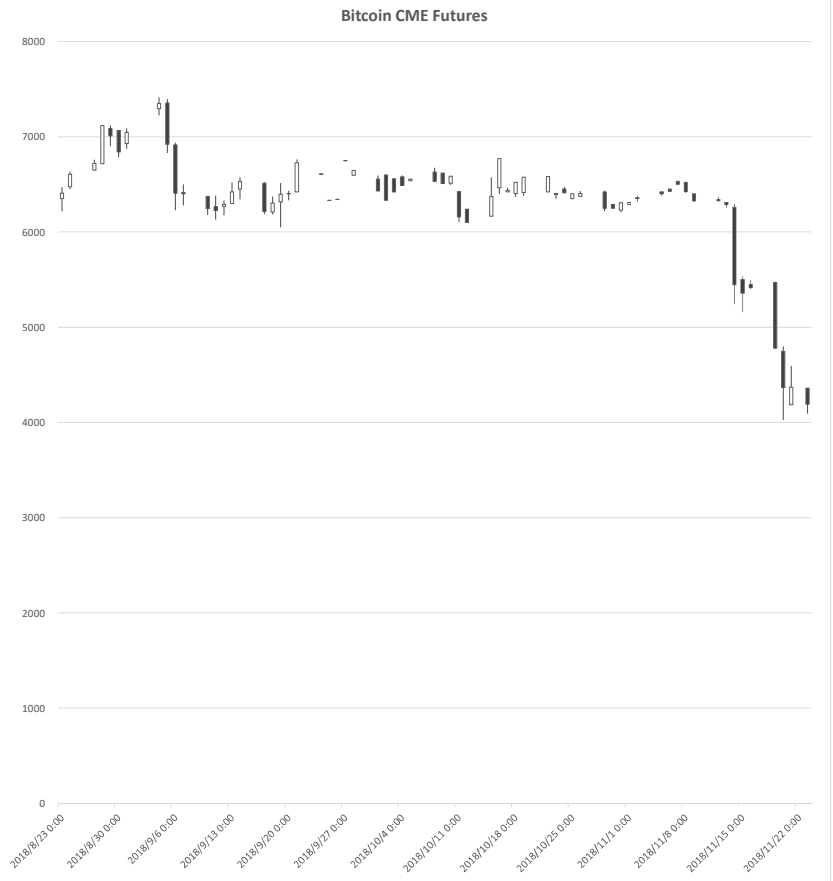
シカゴ・マーカントイル取引所 取引高日次データ

AUS Dollar		PREM QUOTE EURO STYLE 2PMFIX CALL					PUT	PREM QUOTE EURO STYLE 2PMFIX PUT					FUTURE	参考レート			
Date	CALL	CALL	WEEK1	WEEK2	WEEK3	WEEK4		WEEK5	PUT	PUT	WEEK1	WEEK2		WEEK3	WEEK4	WEEK5	Open
2018/11/21 (水)	0	1072	262	71	80	98	133	0	753	0	68	2	67	0	94445	0.7204	0.7259
2018/11/20 (火)	0	3717	86	45	225	309	172	0	3157	0	21	92	509	170	118539	0.7290	0.7204
2018/11/19 (月)	0	1869	108	0	100	79	127	0	1005	0	3	30	398	0	76876	0.7312	0.7291
2018/11/16 (金)	0	5075	741	619	504	781	335	0	2815	0	348	116	861	0	118878	0.7276	0.7335
2018/11/15 (木)	0	2130	73	277	433	397	177	0	1379	0	585	227	388	0	135212	0.7233	0.7276
2018/11/14 (水)	0	1582	8	300	686	134	661	0	588	0	1	585	215	0	119204	0.7220	0.7233
2018/11/13 (火)	0	1735	1	145	117	50	13	0	1692	0	111	477	0	0	110314	0.7172	0.7220
2018/11/12 (月)	0	1434	192	127	64	160	40	0	1596	0	26	408	219	0	75364	0.7216	0.7172
2018/11/9 (金)	0	1603	1	198	479	90	27	0	1031	0	62	556	718	0	97146	0.7257	0.7228
2018/11/8 (木)	0	1290	19	0	444	65	3	0	2355	0	2	81	46	0	100826	0.7272	0.7257
CAN Dollar		PREM QUOTE EURO STYLE 2PMFIX CALL					PUT	PREM QUOTE EURO STYLE 2PMFIX PUT					FUTURE	参考レート			
Date	CALL	CALL	WEEK1	WEEK2	WEEK3	WEEK4		WEEK5	PUT	PUT	WEEK1	WEEK2		WEEK3	WEEK4	WEEK5	Open
2018/11/21 (水)	0	---	0	415	21	1030	76	0	---	0	235	150	331	46	73659	0.7515	0.7556
2018/11/20 (火)	0	---	0	0	785	1452	952	0	---	0	273	350	232	59	91203	0.7593	0.7514
2018/11/19 (月)	0	---	0	1	0	252	106	0	---	0	30	0	1010	47	54480	0.7602	0.7593
2018/11/16 (金)	0	---	0	251	203	1752	39	0	---	0	50	102	2190	30	89112	0.7588	0.7601
2018/11/15 (木)	0	---	0	253	375	1117	921	0	---	0	102	344	938	120	74726	0.7550	0.7588
2018/11/14 (水)	0	---	0	389	526	54	202	0	---	0	0	206	2	1285	85135	0.7557	0.7550
2018/11/13 (火)	0	---	0	4	115	1	16	0	---	0	0	90	28	60	70946	0.7550	0.7557
2018/11/12 (月)	0	---	0	3	205	113	103	0	---	0	3	174	209	100	49518	0.7571	0.7550
2018/11/9 (金)	0	---	0	100	2636	146	199	0	---	0	1	1661	122	3	74699	0.7603	0.7574
2018/11/8 (木)	0	---	0	0	775	71	58	0	---	0	0	1282	133	0	68196	0.7625	0.7603
SWISS FRANC		PREM QUOTE EURO STYLE 2PMFIX CALL					PUT	PREM QUOTE EURO STYLE 2PMFIX PUT					FUTURE	参考レート			
Date	CALL	CALL	Week 1	Week 2	Week 3	Week 4		Week 5	PUT	PUT	Week 1	Week 2		Week 3	Week 4	Week 5	Open
2018/11/21 (水)	0	---	---	---	---	---	---	0	---	---	---	---	---	---	19338	1.0048	1.0056
2018/11/20 (火)	0	---	---	---	---	---	---	0	---	---	---	---	---	---	26675	1.0066	1.0048
2018/11/19 (月)	0	---	---	---	---	---	---	0	---	---	---	---	---	---	26127	1.0000	1.0064
2018/11/16 (金)	0	---	---	---	---	---	---	0	---	---	---	---	---	---	26015	0.9927	1.0002
2018/11/15 (木)	0	---	---	---	---	---	---	0	---	---	---	---	---	---	27456	0.9934	0.9928
2018/11/14 (水)	0	---	---	---	---	---	---	0	---	---	---	---	---	---	27721	0.9932	0.9934
2018/11/13 (火)	0	---	---	---	---	---	---	0	---	---	---	---	---	---	26424	0.9894	0.9932
2018/11/12 (月)	0	---	---	---	---	---	---	0	---	---	---	---	---	---	21622	0.9942	0.9894
2018/11/9 (金)	0	---	---	---	---	---	---	0	---	---	---	---	---	---	20703	0.9943	0.9946
2018/11/8 (木)	0	---	---	---	---	---	---	0	---	---	---	---	---	---	18202	0.9980	0.9940
EU EURO		PREM QUOTE EURO STYLE 2PMFIX CALL					PUT	PREM QUOTE EURO STYLE 2PMFIX PUT					FUTURE	参考レート			
Date	CALL	CALL	WEEK 1	WEEK 2	WEEK 3	WEEK 4		WEEK 5	PUT	PUT	WEEK 1	WEEK 2		WEEK 3	WEEK 4	WEEK 5	Open
2018/11/21 (水)	0	5192	0	226	287	1403	327	0	6017	0	462	49	1110	220	191609	1.1368	1.1385
2018/11/20 (火)	0	8549	0	308	53	2354	520	0	9558	0	330	542	2173	134	214989	1.1454	1.1367
2018/11/19 (月)	0	6259	0	357	348	1221	452	0	10423	0	329	316	1035	195	145350	1.1417	1.1454
2018/11/16 (金)	0	9145	0	283	2169	1854	231	0	9457	0	259	3378	2211	242	229155	1.1324	1.1415
2018/11/15 (木)	0	8029	0	906	2478	1326	223	0	6383	0	781	1993	2068	249	262640	1.1314	1.1324
2018/11/14 (水)	0	9024	0	371	2357	1920	147	0	8221	0	128	1992	1549	175	266087	1.1298	1.1314
2018/11/13 (火)	0	10356	0	638	1728	651	71	0	7512	0	434	1603	1241	127	246897	1.1220	1.1298
2018/11/12 (月)	0	9479	0	241	1325	433	226	0	15139	0	137	2242	331	213	205866	1.1318	1.1220
2018/11/9 (金)	0	9341	0	289	2701	1093	174	0	18258	0	210	2286	246	326	184520	1.1364	1.1336
2018/11/8 (木)	0	12127	0	747	4203	564	809	0	13596	0	451	2872	822	190	209066	1.1431	1.1364
GB POUND		PREM QUOTE GBPO STYLE 2PMFIX CALL					PUT	PREM QUOTE GBPO STYLE 2PMFIX PUT					FUTURE	参考レート			
Date	CALL	CALL	WEEK1	WEEK2	WEEK3	WEEK4		WEEK5	PUT	PUT	WEEK1	WEEK2		WEEK3	WEEK4	WEEK5	Open
2018/11/21 (水)	0	---	0	0	0	301	11	0	---	0	5	300	408	8	82598	1.2787	1.2773
2018/11/20 (火)	0	---	0	136	75	287	596	0	---	0	63	15	331	102	97894	1.2863	1.2787
2018/11/19 (月)	0	---	0	14	16	565	125	0	---	0	236	33	266	3	102192	1.2834	1.2863
2018/11/16 (金)	0	---	0	273	177	690	82	0	---	0	112	663	349	202	149930	1.2763	1.2828
2018/11/15 (木)	0	---	0	195	1027	288	108	0	---	0	100	3268	657	92	277321	1.2990	1.2763
2018/11/14 (水)	0	---	0	414	2922	408	319	0	---	0	434	1008	173	91	274941	1.3035	1.2989
2018/11/13 (火)	0	---	0	384	1294	1229	187	0	---	0	320	352	739	364	211467	1.2852	1.3035
2018/11/12 (月)	0	---	0	2034	993	206	662	0	---	0	206	959	52	48	147371	1.2927	1.2853
2018/11/9 (金)	0	---	0	38	821	80	40	0	---	0	111	1161	145	34	116531	1.3065	1.2968
2018/11/8 (木)	0	---	0	61	36	276	32	0	---	0	238	204	210	66	115760	1.3130	1.3065
JP YEN		PREM QUOTE JPYO STYLE 2PMFIX CALL					PUT	PREM QUOTE JPYO STYLE 2PMFIX PUT					FUTURE	参考レート			
Date	CALL	CALL	WEEK1	WEEK2	WEEK3	WEEK4		WEEK5	PUT	PUT	WEEK1	WEEK2		WEEK3	WEEK4	WEEK5	Open
2018/11/21 (水)	0	---	0	119	37	111	196	0	---	0	94	70	127	123	105120	112.73	113.11
2018/11/20 (火)	0	---	0	336	182	425	396	0	---	0	4	90	666	171	154467	112.50	112.73
2018/11/19 (月)	0	---	0	205	174	501	149	0	---	0	32	121	130	196	121883	112.81	112.50
2018/11/16 (金)	0	---	0	639	2418	2391	266	0	---	0	659	760	1204	347	180755	113.59	112.82
2018/11/15 (木)	0	---	0	536	3567	829	256	0	---	0	111	509	629	12	180200	113.58	113.58
2018/11/14 (水)	0	---	0	462	1954	306	207	0	---	0	66	216	413	120	155552	113.82	113.58
2018/11/13 (火)	0	---	0	71	924	198	9	0	---	0	0	1477	56	0	150020	113.80	113.82
2018/11/12 (月)	0	---	0	248	1356	68	66	0	---	0	32	442	81	50	99117	113.87	113.80
2018/11/9 (金)	0	---	0	66	2502	150	179	0	---	0	152	2981	5	61	119720	114.05	113.79
2018/11/8 (木)	0	---	0	91	1817	153	150	0	---	0	30	2020	66	80	109358	113.53	114.05
MEX PESO		PREM QUOTE EURO STYLE 2PMFIX CALL					PUT	PREM QUOTE EURO STYLE 2PMFIX PUT					FUTURE	参考レート			
Date	CALL	CALL	Week 1	Week 2	Week 3	Week 4		Week 5	PUT	PUT	Week 1	Week 2		Week 3	Week 4	Week 5	Open
2018/11/21 (水)	20	---	---	---	---	---	---	21	---	---	---	---	---	---	39892	4.9055	4.9354
2018/11/20 (火)	12	---	---	---	---	---	---	27	---	---	---	---	---	---	57537	4.9097	4.9055
2018/11/19 (月)	1	---	---	---	---	---	---	0	---	---	---	---	---	---	36032	4.9591	4.9097
2018/11/16 (金)	4	---	---	---	---	---	---	30	---	---	---	---	---	---	53160	4.9386	4.9661
2018/11/15 (木)	179	---	---	---	---	---	---	29	---	---	---	---	---	---	63090	4.8987	4.9386
2018/11/14 (水)	0	---	---	---	---	---	---	32	---	---	---	---	---	---	82064	4.8785	4.8987
2018/11/13 (火)	12	---	---	---	---	---	---	180	---	---	---	---	---	---	85429	4.9081	4.8783
2018/11/12 (月)	11	---	---	---	---	---	---	34	---	---	---	---	---	---	39044	4.9652	4.9081
2018/11/9 (金)	7	---	---	---	---	---	---	15	---	---	---	---	---	---	96053	4.9596	4.9688
2018/11/8 (木)	5	---	---	---	---	---	---	204	---	---	---	---	---	---	65804	5.0326	4.9596
NZ DOLLAR		PREM QUOTE EURO STYLE 2PMFIX CALL					PUT	PREM QUOTE EURO STYLE 2PMFIX PUT					FUTURE	参考レート			
Date	CALL	CALL	Week 1	Week 2	Week 3	Week 4		Week 5	PUT	PUT	Week 1	Week 2		Week 3	Week 4	Week 5	Open
2018/11/21 (水)																	

## Bitcoin CME Futures

Date	Open	High	Low	Close	Volume	OpenInt.
2018/8/23 0:00	6350	6470	6220	6407	2368	4040
2018/8/24 0:00	6475	6635	6450	6607	1928	4061
2018/8/27 0:00	6650	6760	6645	6720	1806	4026
2018/8/28 0:00	6716	7117	6716	7117	4460	4089
2018/8/29 0:00	7085	7120	6900	7010	2705	4004
2018/8/30 0:00	7065	7065	6785	6840	2854	4029
2018/8/31 0:00	6930	7090	6875	7047	1271	3915
2018/9/4 0:00	7295	7415	7225	7350	2905	3946
2018/9/5 0:00	7355	7395	6830	6920	4839	3902
2018/9/6 0:00	6915	6937	6230	6407	7794	3903
2018/9/7 0:00	6475	6590	6280	6402	2404	4089
2018/9/10 0:00	6375	6375	6180	6245	2176	4227
2018/9/11 0:00	6265	6385	6130	6225	2618	4278
2018/9/12 0:00	6270	6335	6175	6290	1920	4230
2018/9/13 0:00	6300	6520	6300	6422	2930	4303
2018/9/14 0:00	6450	6575	6345	6530	2688	4305
2018/9/17 0:00	6510	6525	6190	6217	3406	4738
2018/9/18 0:00	6210	6375	6185	6302	2451	3161
2018/9/19 0:00	6317	6515	6050	6397	4276	3515
2018/9/20 0:00	6405	6435	6335	6405	1332	3482
2018/9/21 0:00	6420	6765	6420	6727	3945	46008
2018/9/24 0:00	6610	6610	6610	6610	1685	3700
2018/9/25 0:00	6335	6335	6335	6335	2652	3815
2018/9/26 0:00	6345	6345	6345	6345	1929	3841
2018/9/27 0:00	6750	6750	6750	6750	3045	3913
2018/9/28 0:00	6595	6650	6595	6645	4525	4011
2018/10/1 0:00	6555	6595	6432	6432	1363	4049
2018/10/2 0:00	6600	6600	6332	6332	1123	4063
2018/10/3 0:00	6559	6559	6420	6420	1250	4045
2018/10/4 0:00	6580	6595	6487	6487	1454	4085
2018/10/5 0:00	6540	6555	6540	6555	961	4060
2018/10/8 0:00	6630	6675	6532	6532	1831	4058
2018/10/9 0:00	6620	6620	6507	6507	932	4028
2018/10/10 0:00	6510	6585	6495	6585	1440	4067
2018/10/11 0:00	6425	6425	6105	6160	5779	4338
2018/10/12 0:00	6240	6240	6100	6100	1730	4273
2018/10/15 0:00	6164	6575	6164	6375	6792	4203
2018/10/16 0:00	6465	6772	6400	6772	2583	2886
2018/10/17 0:00	6420	6465	6420	6437	901	3159
2018/10/18 0:00	6405	6520	6370	6520	1194	3354
2018/10/19 0:00	6415	6575	6380	6575	586	3380
2018/10/22 0:00	6580	6580	6420	6582	924	3465
2018/10/23 0:00	6395	6405	6350	6405	1204	3522
2018/10/24 0:00	6450	6475	6412	6412	1826	3451
2018/10/25 0:00	6350	6410	6345	6402	1342	3479
2018/10/26 0:00	6375	6430	6375	6405	1502	3457
2018/10/29 0:00	6420	6435	6220	6250	2454	3582
2018/10/30 0:00	6290	6290	6250	6250	1048	3615
2018/10/31 0:00	6230	6315	6210	6305	1906	3466
2018/11/1 0:00	6290	6320	6290	6310	506	3451
2018/11/2 0:00	6360	6380	6315	6350	1475	3399
2018/11/5 0:00	6420	6430	6380	6402	929	3398
2018/11/6 0:00	6450	6450	6427	6427	796	3465
2018/11/7 0:00	6530	6530	6495	6500	1860	3538
2018/11/8 0:00	6520	6520	6410	6425	1987	3567
2018/11/9 0:00	6400	6400	6315	6325	1490	3532
2018/11/12 0:00	6340	6370	6315	6330	1546	3543
2018/11/13 0:00	6310	6310	6255	6285	2077	2765
2018/11/14 0:00	6260	6295	5245	5447	11480	3411
2018/11/15 0:00	5500	5535	5160	5360	5542	3565
2018/11/16 0:00	5495	5495	5495	5495	100	3611
2018/11/19 0:00	5470	5480	4780	4780	6986	3613
2018/11/20 0:00	4745	4800	4025	4365	14828	3475
2018/11/21 0:00	4185	4595	4185	4370	1724	3563
2018/11/23 0:00	4360	4360	4095	4192	3854	0

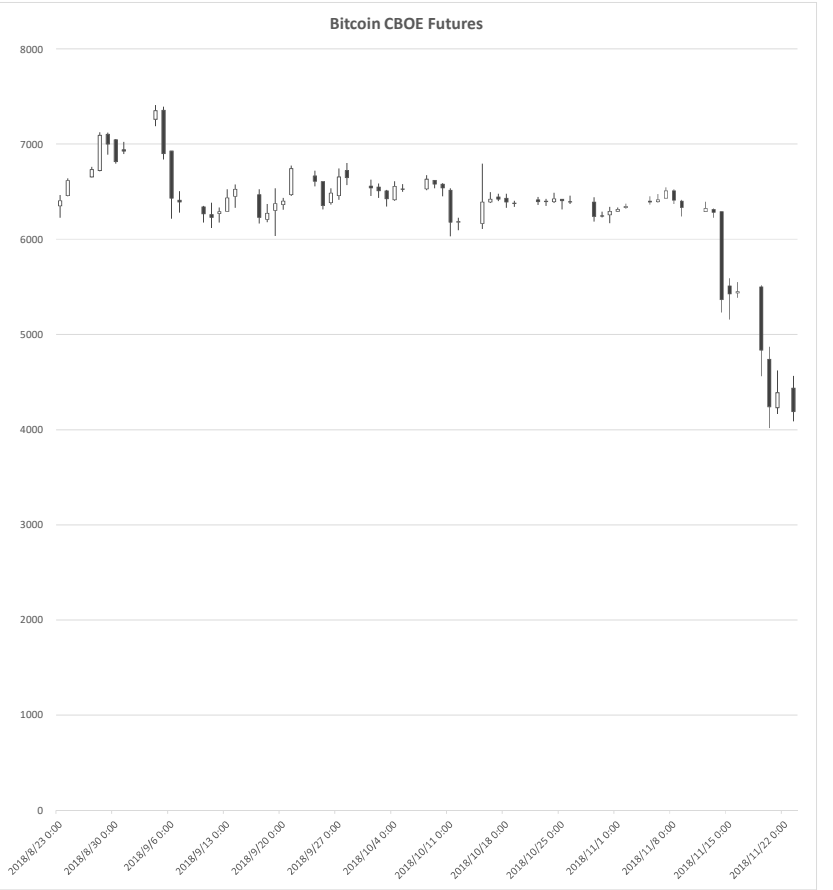
※取引単位=5ビットコイン (CME CFビットコイン参考基準レート=BRRを対象)



## Bitcoin CBOE Futures

Date	Open	High	Low	Close	Volume	OpenInt.
2018/8/23 0:00	6350	6465	6225	6405	3764	2959
2018/8/24 0:00	6460	6640	6450	6615	2916	2942
2018/8/27 0:00	6655	6760	6650	6730	2801	2891
2018/8/28 0:00	6720	7125	6715	7090	6020	2840
2018/8/29 0:00	7100	7120	6890	7000	4787	2715
2018/8/30 0:00	7045	7055	6795	6815	5558	2739
2018/8/31 0:00	6940	7025	6895	6926	4731	2521
2018/9/4 0:00	7260	7410	7190	7350	5612	2575
2018/9/5 0:00	7355	7395	6840	6900	4702	2585
2018/9/6 0:00	6925	6925	6215	6430	6124	2512
2018/9/7 0:00	6410	6505	6280	6390	2576	2649
2018/9/10 0:00	6340	6350	6175	6265	1965	2744
2018/9/11 0:00	6250	6385	6120	6230	1956	2711
2018/9/12 0:00	6270	6335	6175	6290	1607	2766
2018/9/13 0:00	6295	6525	6295	6435	2464	2854
2018/9/14 0:00	6450	6575	6330	6525	2145	2806
2018/9/17 0:00	6470	6525	6165	6230	2485	2801
2018/9/18 0:00	6210	6370	6180	6275	1176	2742
2018/9/19 0:00	6305	6535	6235	6375	3266	2782
2018/9/20 0:00	6365	6435	6310	6400	1504	2706
2018/9/21 0:00	6470	6775	6455	6740	3904	2710
2018/9/24 0:00	6665	6720	6555	6610	2735	2572
2018/9/25 0:00	6605	6605	6315	6355	4082	2746
2018/9/26 0:00	6385	6535	6365	6485	4072	2713
2018/9/27 0:00	6460	6745	6415	6555	3758	2603
2018/9/28 0:00	6720	6800	6570	6648	5026	2292
2018/10/1 0:00	6560	6625	6455	6540	1514	2351
2018/10/2 0:00	6550	6585	6435	6510	1193	2354
2018/10/3 0:00	6510	6520	6345	6425	1412	2424
2018/10/4 0:00	6415	6610	6405	6555	1743	2501
2018/10/5 0:00	6530	6580	6500	6530	997	2540
2018/10/8 0:00	6530	6675	6515	6630	1913	2798
2018/10/9 0:00	6620	6620	6535	6580	1047	2848
2018/10/10 0:00	6580	6590	6450	6540	1802	2888
2018/10/11 0:00	6515	6535	6030	6180	4534	2711
2018/10/12 0:00	6180	6225	6095	6185	2022	2846
2018/10/15 0:00	6165	6795	6110	6390	7089	2790
2018/10/16 0:00	6390	6495	6380	6420	1664	2730
2018/10/17 0:00	6445	6480	6400	6420	1247	2669
2018/10/18 0:00	6430	6480	6330	6390	3423	3196
2018/10/19 0:00	6375	6405	6340	6380	1240	3214
2018/10/22 0:00	6415	6445	6360	6395	2134	3072
2018/10/23 0:00	6400	6425	6350	6395	1827	3001
2018/10/24 0:00	6395	6490	6380	6425	3682	2721
2018/10/25 0:00	6420	6420	6315	6405	3858	2567
2018/10/26 0:00	6395	6460	6370	6390	2472	2311
2018/10/29 0:00	6390	6440	6185	6240	4101	2417
2018/10/30 0:00	6245	6290	6230	6245	2100	2608
2018/10/31 0:00	6255	6340	6170	6295	3413	2517
2018/11/1 0:00	6305	6335	6290	6315	1202	2561
2018/11/2 0:00	6335	6375	6320	6345	1746	2510
2018/11/5 0:00	6400	6450	6365	6390	2388	2571
2018/11/6 0:00	6395	6475	6385	6415	3214	2913
2018/11/7 0:00	6430	6545	6430	6510	4495	3407
2018/11/8 0:00	6510	6525	6370	6410	4630	3349
2018/11/9 0:00	6400	6415	6240	6335	3034	3367
2018/11/12 0:00	6290	6395	6290	6325	2146	3406
2018/11/13 0:00	6315	6325	6225	6285	2634	3530
2018/11/14 0:00	6290	6290	5230	5365	9814	3611
2018/11/15 0:00	5510	5590	5155	5425	9051	3535
2018/11/16 0:00	5435	5550	5385	5450	3580	3717
2018/11/19 0:00	5505	5515	4560	4565	12374	3727
2018/11/20 0:00	4740	4870	4015	4240	14490	3729
2018/11/21 0:00	4230	4620	4165	4390	7471	3619
2018/11/23 0:00	4435	4565	4085	4190	5673	0

※取引単位=5ビットコイン (CME CFビットコイン参考基準レート=BRRを対象)









# IMM扱い8通貨/ダウ/日経/金/オイル/主要クロス円の過去5日及び過去5週の4本値

AUDUSD 5					CADUSD 5					CHFUSD 5				
Date	Open	High	Low	Close	Date	Open	High	Low	Close	Date	Open	High	Low	Close
2018/11/23	0.7250	0.7255	0.7219	0.7231	2018/11/23	0.7582	0.7584	0.7542	0.7557	2018/11/23	1.0057	1.0066	1.0020	1.0024
2018/11/22	0.7259	0.7268	0.7235	0.7250	2018/11/22	0.7555	0.7586	0.7550	0.7582	2018/11/22	1.0058	1.0079	1.0044	1.0057
2018/11/21	0.7204	0.7277	0.7204	0.7259	2018/11/21	0.7515	0.7559	0.7509	0.7556	2018/11/21	1.0048	1.0072	1.0041	1.0056
2018/11/20	0.7290	0.7301	0.7203	0.7204	2018/11/20	0.7593	0.7601	0.7509	0.7514	2018/11/20	1.0066	1.0092	1.0042	1.0048
2018/11/19	0.7312	0.7326	0.7278	0.7291	2018/11/19	0.7602	0.7609	0.7575	0.7593	2018/11/19	1.0000	1.0076	0.9993	1.0064

CNYUSD 5					EURUSD 5					GBPUSD 5				
Date	Open	High	Low	Close	Date	Open	High	Low	Close	Date	Open	High	Low	Close
2018/11/23	0.1443	0.1443	0.1440	0.1440	2018/11/23	1.1404	1.1421	1.1328	1.1331	2018/11/23	1.2877	1.2883	1.2800	1.2814
2018/11/22	0.1444	0.1445	0.1442	0.1442	2018/11/22	1.1386	1.1434	1.1385	1.1404	2018/11/22	1.2773	1.2928	1.2771	1.2877
2018/11/21	0.1440	0.1442	0.1439	0.1441	2018/11/21	1.1368	1.1424	1.1366	1.1385	2018/11/21	1.2787	1.2819	1.2765	1.2773
2018/11/20	0.1441	0.1442	0.1440	0.1441	2018/11/20	1.1454	1.1472	1.1359	1.1367	2018/11/20	1.2863	1.2883	1.2776	1.2787
2018/11/19	0.1442	0.1443	0.1440	0.1440	2018/11/19	1.1417	1.1465	1.1394	1.1454	2018/11/19	1.2834	1.2884	1.2797	1.2863

JPYUSD 5					MXNUSD 5					NZDUSD 5				
Date	Open	High	Low	Close	Date	Open	High	Low	Close	Date	Open	High	Low	Close
2018/11/23	0.8853	0.8876	0.8849	0.8856	2018/11/23	4.9234	4.9258	4.8932	4.8959	2018/11/23	0.6809	0.6821	0.6768	0.6777
2018/11/22	0.8841	0.8859	0.8840	0.8853	2018/11/22	4.9354	4.9499	4.9149	4.9234	2018/11/22	0.6825	0.6834	0.6789	0.6809
2018/11/21	0.8871	0.8877	0.8838	0.8841	2018/11/21	4.9055	4.9569	4.8998	4.9354	2018/11/21	0.6785	0.6853	0.6782	0.6825
2018/11/20	0.8889	0.8904	0.8862	0.8871	2018/11/20	4.9097	4.9232	4.8702	4.9055	2018/11/20	0.6838	0.6870	0.6783	0.6784
2018/11/19	0.8865	0.8895	0.8859	0.8890	2018/11/19	4.9591	4.9712	4.8985	4.9097	2018/11/19	0.6864	0.6874	0.6817	0.6838

Nikkei 225 -Japan (NIX)					5営業日以内に休場日あり	
Date	Open	High	Low	Close	(ドル建て終値)	出来高
2018/11/22	21582.47	21684.64	21484.98	21646.55	190.16	0 1201447500
2018/11/21	21286.81	21555.61	21243.38	21507.54	192.07	796622800 1392358500
2018/11/20	21582.69	21687.12	21526.95	21583.12	193.46	851489400 1430491900
2018/11/19	21679.03	21852.92	21665.29	21821.16	191.62	742798200 1286201200
2018/11/16	21804.90	21873.74	21663.99	21680.34	192.33	772031500 1424126800
週4本値	21804.90	21873.74	21243.38	21646.55	190.16	(N225銘柄計)【東証一部全体計】

XAUUSD 5					
Date	Open	High	Low	Close	
2018/11/23	1227.13	1228.61	1220.43	1223.11	
2018/11/22	1226.13	1229.13	1224.98	1227.41	
2018/11/21	1221.73	1230.08	1219.88	1226.64	
2018/11/20	1224.12	1228.79	1220.11	1221.33	
2018/11/19	1222.51	1225.27	1218.06	1224.09	
週4本値	1222.51	1230.08	1218.06	1223.11	

Dow Jones Industrial - USA (DJIA)					5営業日以内に休業日あり	
Date	Open	High	Low	Close	出来高	Historical Data by
2018/11/21	24541.65	24669.79	24463.28	24464.69	288473958	Stooq
2018/11/20	24618.68	24707.26	24368.98	24465.64	441099977	CONCEPTS ENGINE
2018/11/19	25392.61	25392.61	24900.98	25017.44	351086589	(ダウと日経)
2018/11/16	25242.35	25510.23	25147.80	25413.22	352459550	Arrangement by
2018/11/15	25061.48	25354.56	24787.79	25289.27	383292840	FX_勝てば官軍?
週4本値	25061.48	25510.23	24368.98	24464.69	288473958	

Crude Light Oil 5					
Date	Open	High	Low	Close	出来高
2018/11/22	54.64	54.82	53.55	53.86	
2018/11/21	53.39	55.86	53.39	54.63	1175520
2018/11/20	57.39	57.44	52.77	53.43	1574818
2018/11/19	57.03	57.58	55.28	57.20	1122593
2018/11/16	56.58	57.96	55.89	56.46	1158501
週4本値	56.58	57.96	52.77	53.86	

USDJPY 5					EURJPY 5					GBPJPY 5				
日付	始値	高値	安値	終値	日付	始値	高値	安値	終値	日付	始値	高値	安値	終値
2018/11/23	112.96	113.01	112.66	112.91	2018/11/23	128.82	128.92	127.83	127.94	2018/11/23	145.46	145.54	144.37	144.68
2018/11/22	113.11	113.13	112.89	112.96	2018/11/22	128.79	129.09	128.67	128.82	2018/11/22	144.47	145.95	144.27	145.46
2018/11/21	112.73	113.15	112.65	113.11	2018/11/21	128.15	129.05	128.10	128.78	2018/11/21	144.15	144.88	144.06	144.47
2018/11/20	112.50	112.84	112.31	112.73	2018/11/20	128.84	129.01	127.98	128.14	2018/11/20	144.70	144.89	144.01	144.15
2018/11/19	112.81	112.88	112.42	112.50	2018/11/19	128.79	129.07	128.47	128.83	2018/11/19	144.77	145.31	144.33	144.69

USDJPY Weekly 28					EURJPY Weekly 28					GBPJPY Weekly 28				
日付	始値	高値	安値	終値	日付	始値	高値	安値	終値	日付	始値	高値	安値	終値
2018/11/23	112.81	113.15	112.31	112.91	2018/11/23	128.79	129.09	127.83	127.94	2018/11/23	144.77	145.95	144.01	144.68
2018/11/16	113.87	114.21	112.65	112.82	2018/11/16	128.88	129.20	127.50	128.78	2018/11/16	147.21	148.70	144.30	144.72
2018/11/09	113.22	114.09	112.95	113.79	2018/11/09	128.97	130.15	128.65	129.00	2018/11/09	147.28	149.49	146.86	147.57
2018/11/02	111.87	113.38	111.78	113.21	2018/11/02	127.58	129.31	127.25	128.95	2018/11/02	143.57	147.26	143.22	146.85
2018/10/26	112.54	112.89	111.38	111.81	2018/10/26	129.58	130.20	126.64	127.56	2018/10/26	147.07	147.59	142.78	143.51

# 先週のIMM取り扱い対ドル8通貨チャート

※ 赤点線は週最高値/青天線は週最低値、BB中心線はSMA21

2018/11/19 ~ 2018/11/23

Chart by OANDA Japan MetaTrader4

