

JAPANESE YEN - CHICAGO MERCANTILE EXCHANGE

Code-097741

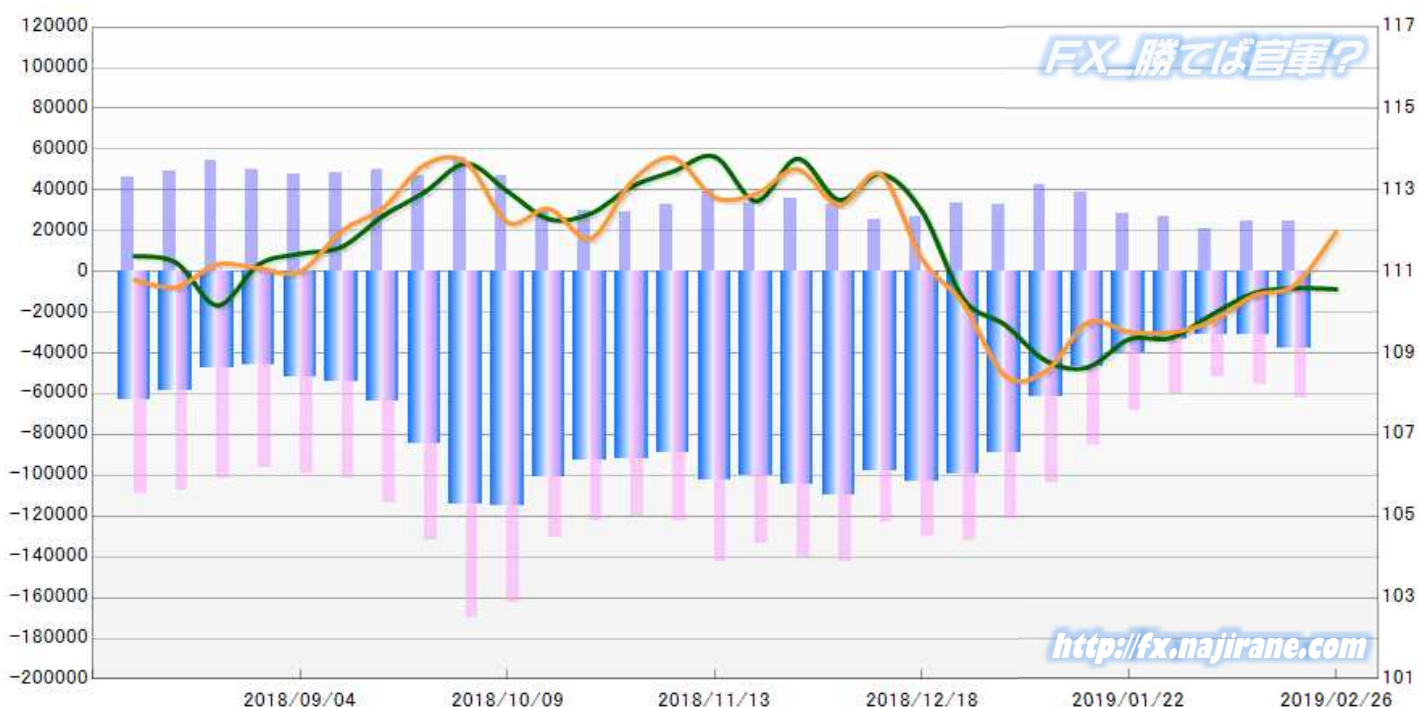
2018/09/04 ~ 2019/02/26

2019/03/01 NYクローズ時公表値

Report_Date	Non Commercial Positions												火曜日 引け値	金曜日 引け値
	Long	増減	増減(%)	Short	増減	増減(%)	売り越し	増減	増減(%)	売買計	増減	増減(%)		
2019/02/26	0	0	0.0%	0	0	0.0%	0	0	0.0%	0	0	0.0%	110.57	111.98
2019/02/19	24844	303	1.2%	62305	7022	12.7%	37461	6719	21.9%	87149	7325	9.2%	110.59	110.67
2019/02/12	24541	3789	18.3%	55283	3121	6.0%	30742	-668	-2.1%	79824	6910	9.5%	110.47	110.41
2019/02/05	20752	-6249	-23.1%	52162	-8184	-13.6%	31410	-1935	-5.8%	72914	-14433	-16.5%	109.95	109.78
2019/01/29	27001	-1402	-4.9%	60346	-7724	-11.3%	33345	-6322	-15.9%	87347	-9126	-9.5%	109.37	109.51
2019/01/22	28403	-10283	-26.6%	68070	-17037	-20.0%	39667	-6754	-14.5%	96473	-27320	-22.1%	109.34	109.52
2019/01/15	38686	-4041	-9.5%	85107	-18934	-18.2%	46421	-14893	-24.3%	123793	-22975	-15.7%	108.65	109.75
2019/01/08	42727	10015	30.6%	104041	-17294	-14.3%	61314	-27309	-30.8%	146768	-7279	-4.7%	108.81	108.56
2018/12/31	32712	-569	-1.7%	121335	-11035	-8.3%	88623	-10466	-10.6%	154047	-11604	-7.0%	109.70	108.45
2018/12/24	33281	6324	23.5%	132370	2642	2.0%	99089	-3682	-3.6%	165651	8966	5.7%	110.33	110.21
2018/12/18	26957	1462	5.7%	129728	6627	5.4%	102771	5165	5.3%	156685	8089	5.4%	112.48	111.31
2018/12/11	25495	-7222	-22.1%	123101	-19382	-13.6%	97606	-12160	-11.1%	148596	-26604	-15.2%	113.40	113.39
2018/12/04	32717	-3100	-8.7%	142483	2342	1.7%	109766	5442	5.2%	175200	-758	-0.4%	112.76	112.63
2018/11/27	35817	2355	7.0%	140141	6614	5.0%	104324	4259	4.3%	175958	8969	5.4%	113.77	113.51
2018/11/20	33462	-6730	-16.7%	133527	-8959	-6.3%	100065	-2229	-2.2%	166989	-15689	-8.6%	112.73	112.91
2018/11/13	40192	7132	21.6%	142486	20304	16.6%	102294	13172	14.8%	182678	27436	17.7%	113.82	112.82
2018/11/06	33060	4206	14.6%	122182	1708	1.4%	89122	-2498	-2.7%	155242	5914	4.0%	113.46	113.79
2018/10/30	28854	-1068	-3.6%	120474	-2252	-1.8%	91620	-1184	-1.3%	149328	-3320	-2.2%	113.09	113.21
2018/10/23	29922	-174	-0.6%	122726	-7991	-6.1%	92804	-7817	-7.8%	152648	-8165	-5.1%	112.42	111.81
2018/10/16	30096	-16938	-36.0%	130717	-31518	-19.4%	100621	-14580	-12.7%	160813	-48456	-23.2%	112.29	112.54
2018/10/09	47034	-9040	-16.1%	162235	-7885	-4.6%	115201	1155	1.0%	209269	-16925	-7.5%	112.97	112.21
2018/10/02	56074	8821	18.7%	170120	38148	28.9%	114046	29327	34.6%	226194	46969	26.2%	113.65	113.68
2018/09/25	47253	-2499	-5.0%	131972	18465	16.3%	84719	20964	32.9%	179225	15966	9.8%	112.95	113.62
2018/09/18	49752	1695	3.5%	113507	11564	11.3%	63755	9869	18.3%	163259	13259	8.8%	112.37	112.57
2018/09/11	48057	485	1.0%	101943	2439	2.5%	53886	1954	3.8%	150000	2924	2.0%	111.61	112.00
2018/09/04	47572			99504			51932			147076			111.44	111.00

JAPANESE YEN - CHICAGO MERCANTILE EXCHANGE  
FUTURES ONLY POSITIONS

— 金曜終値 — 火曜終値 — Short枚数 — Long枚数 ■ 売り越し or 買い越し枚数



EURO FX - CHICAGO MERCANTILE EXCHANGE

Code-099741

2018/09/04 ~ 2019/02/26

2019/03/01 NYクローズ時公表値

Report_Date	Non Commercial Positions											火曜日 引け値	金曜日 引け値	
	Long	増減		Short	増減		売り越し	増減		売買計	増減			
2019/02/26	0	0	0.0%	0	0	0.0%	0	0	0.0%	0	0	0.0%	1.1393	1.1368
2019/02/19	145762	-11408	-7.3%	220696	-374	-0.2%	74934	11034	17.3%	366458	-11782	-3.1%	1.1339	1.1332
2019/02/12	157170	11690	8.0%	221070	23626	12.0%	63900	11936	23.0%	378240	35316	10.3%	1.1330	1.1300
2019/02/05	145480	-1145	-0.8%	197444	4345	2.3%	51964	5490	11.8%	342924	3200	0.9%	1.1406	1.1323
2019/01/29	146625	-2027	-1.4%	193099	3441	1.8%	46474	5468	13.3%	339724	1414	0.4%	1.1435	1.1460
2019/01/22	148652	-3882	-2.5%	189658	4463	2.4%	41006	8345	25.6%	338310	581	0.2%	1.1363	1.1416
2019/01/15	152534	6263	4.3%	185195	-1609	-0.9%	32661	-7872	-19.4%	337729	4654	1.4%	1.1406	1.1365
2019/01/08	146271	-2017	-1.4%	186804	-8132	-4.2%	40533	-6115	-13.1%	333075	-10149	-3.0%	1.1441	1.1464
2018/12/31	148288	9229	6.6%	194936	-2578	-1.3%	46648	-11807	-20.2%	343224	6651	2.0%	1.1467	1.1403
2018/12/24	139059	-8595	-5.8%	197514	-3264	-1.6%	58455	5331	10.0%	336573	-11859	-3.4%	1.1420	1.1444
2018/12/18	147654	1572	1.1%	200778	-1591	-0.8%	53124	-3163	-5.6%	348432	-19	0.0%	1.1370	1.1359
2018/12/11	146082	1223	0.8%	202369	-3266	-1.6%	56287	-4489	-7.4%	348451	-2043	-0.6%	1.1320	1.1303
2018/12/04	144859	-4860	-3.2%	205635	845	0.4%	60776	5705	10.4%	350494	-4015	-1.1%	1.1342	1.1410
2018/11/27	149719	-7914	-5.0%	204790	-72	0.0%	55071	7842	16.6%	354509	-7986	-2.2%	1.1294	1.1322
2018/11/20	157633	-4227	-2.6%	204862	5983	3.0%	47229	10210	27.6%	362495	1756	0.5%	1.1367	1.1331
2018/11/13	161860	12887	8.7%	198879	3063	1.6%	37019	-9824	-21.0%	360739	15950	4.6%	1.1298	1.1415
2018/11/06	148973	-8718	-5.5%	195816	5463	2.9%	46843	14181	43.4%	344789	-3255	-0.9%	1.1420	1.1336
2018/10/30	157691	8106	5.4%	190353	10464	5.8%	32662	2358	7.8%	348044	18570	5.6%	1.1343	1.1390
2018/10/23	149585	8768	6.2%	179889	9728	5.7%	30304	960	3.3%	329474	18496	5.9%	1.1472	1.1408
2018/10/16	140817	-21498	-13.2%	170161	-8296	-4.6%	29344	13202	81.8%	310978	-29794	-8.7%	1.1572	1.1510
2018/10/09	162315	-2423	-1.5%	178457	6618	3.9%	16142	9041	127.3%	340772	4195	1.2%	1.1493	1.1558
2018/10/02	164738	-7688	-4.5%	171839	3109	1.8%	7101	-10797	-292.1%	336577	-4579	-1.3%	1.1547	1.1524
2018/09/25	172426	5958	3.6%	168730	3928	2.4%	-3696	2030	121.8%	341156	9886	3.0%	1.1766	1.1611
2018/09/18	166468	1829	1.1%	164802	11333	7.4%	-1666	-9504	-85.1%	331270	13162	4.1%	1.1671	1.1748
2018/09/11	164639	-8696	-5.0%	153469	-11903	-7.2%	-11170	3207	40.3%	318108	-20599	-6.1%	1.1600	1.1624
2018/09/04	173335			165372			-7963			338707			1.1581	1.1559

EURO FX - CHICAGO MERCANTILE EXCHANGE  
FUTURES ONLY POSITIONS



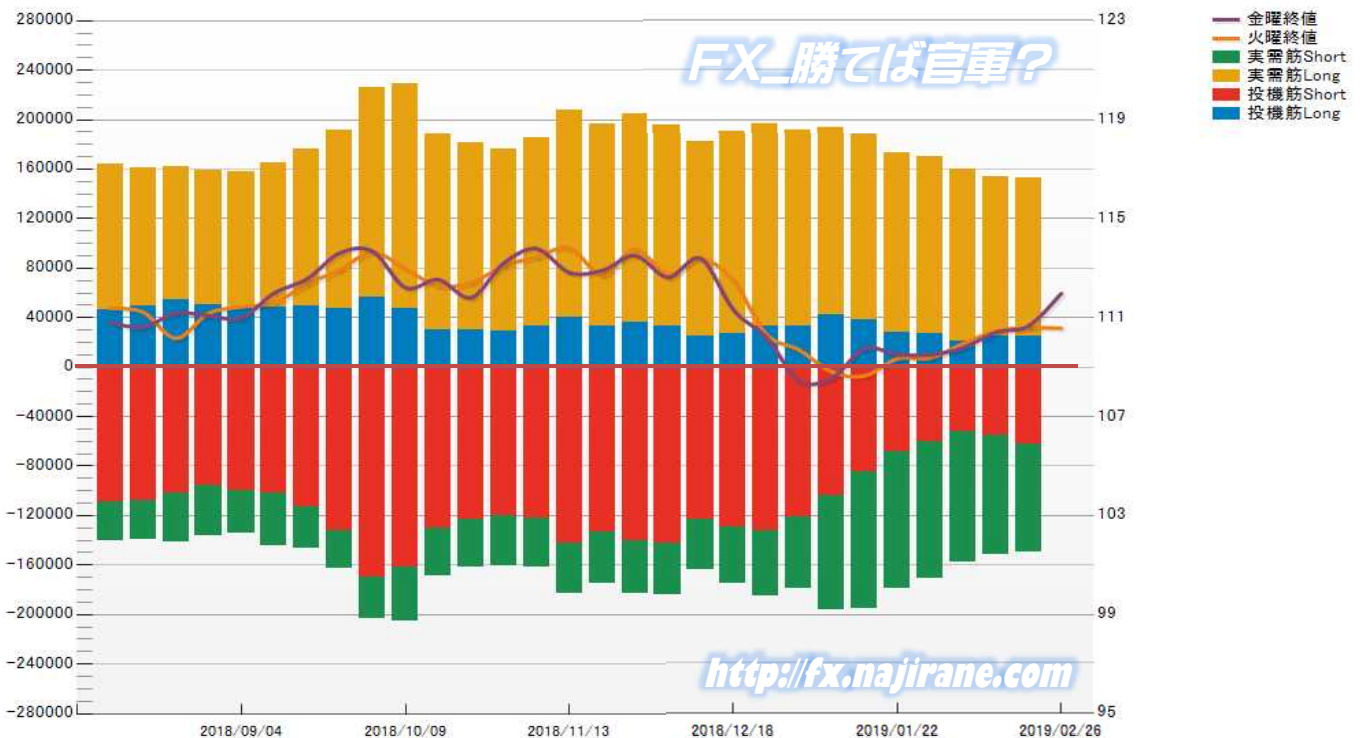


JAPANESE YEN - CHICAGO MERCANTILE EXCHANGE  
FUTURES ONLY POSITIONS

Code-097741  
2019/03/01 公表値

Date	投機筋集計				実需筋集計				投機筋+実需筋合計				ドル円終値	
	円買い	円売り	売り越し	売買計	円買い	円売り	売り越し	売買計	円買い	円売り	売り越し	売買計	火曜締め	金曜締め
2019/02/26	0	0	0	0	0	0	0	0	0	0	0	0	110.57	111.98
2019/02/19	24844	62305	37461	87149	128168	87695	-40473	215863	153012	150000	-3012	303012	110.59	110.67
2019/02/12	24541	55283	30742	79824	129601	95886	-33715	225487	154142	151169	-2973	305311	110.47	110.41
2019/02/05	20752	52162	31410	72914	138872	105949	-32923	244821	159624	158111	-1513	317735	109.95	109.78
2019/01/29	27001	60346	33345	87347	142933	110842	-32091	253775	169934	171188	1254	341122	109.37	109.51
2019/01/22	28403	68070	39667	96473	145235	111292	-33943	256527	173638	179362	5724	353000	109.34	109.52
2019/01/15	38686	85107	46421	123793	149550	110131	-39419	259681	188236	195238	7002	383474	108.65	109.75
2019/01/08	42727	104041	61314	146768	151121	92295	-58826	243416	193848	196336	2488	390184	108.81	108.56
2018/12/31	32712	121335	88623	154047	158287	57213	-101074	215500	190999	178548	-12451	369547	109.70	108.45
2018/12/24	33281	132370	99089	165651	162784	52498	-110286	215282	196065	184868	-11197	380933	110.33	110.21
2018/12/18	26957	129728	102771	156685	163202	45003	-118199	208205	190159	174731	-15428	364890	112.48	111.31
2018/12/11	25495	123101	97606	148596	156500	40509	-115991	197009	181995	163610	-18385	345605	113.40	113.39
2018/12/04	32717	142483	109766	175200	162776	41606	-121170	204382	195493	184089	-11404	379582	112.76	112.63
2018/11/27	35817	140141	104324	175958	168772	42539	-126233	211311	204589	182680	-21909	387269	113.77	113.51
2018/11/20	33462	133527	100065	166989	162783	41293	-121490	204076	196245	174820	-21425	371065	112.73	112.91
2018/11/13	40192	142486	102294	182678	167316	40964	-126352	208280	207508	183450	-24058	390958	113.82	112.82
2018/11/06	33060	122182	89122	155242	152591	39149	-113442	191740	185651	161331	-24320	346982	113.46	113.79
2018/10/30	28854	120474	91620	149328	147740	40278	-107462	188018	176594	160752	-15842	337346	113.09	113.21
2018/10/23	29922	122726	92804	152648	151773	38623	-113150	190396	181695	161349	-20346	343044	112.42	111.81
2018/10/16	30096	130717	100621	160813	157934	38313	-119621	196247	188030	169030	-19000	357060	112.29	112.54
2018/10/09	47034	162235	115201	209269	181744	43542	-138202	225286	228778	205777	-23001	434555	112.97	112.21
2018/10/02	56074	170120	114046	226194	169666	33666	-136000	203332	225740	203786	-21954	429526	113.65	113.68
2018/09/25	47253	131972	84719	179225	144358	31201	-113157	175559	191611	163173	-28438	354784	112.95	113.62
2018/09/18	49752	113507	63755	163259	126444	33270	-93174	159714	176196	146777	-29419	322973	112.37	112.57
2018/09/11	48057	101943	53886	150000	117043	42746	-74297	159789	165100	144689	-20411	309789	111.61	112.00
2018/09/04	47572	99504	51932	147076	110072	35048	-75024	145120	157644	134552	-23092	292196	111.44	111.00
2018/08/28	50230	96271	46041	146501	108721	40148	-68573	148869	158951	136419	-22532	295370	111.18	111.08
2018/08/21	54116	101522	47406	155638	108223	39523	-68700	147746	162339	141045	-21294	303384	110.17	111.18
2018/08/14	49369	107737	58368	157106	111729	31519	-80210	143248	161098	139256	-21842	300354	111.22	110.62
2018/08/07	46136	108943	62807	155079	118196	31838	-86358	150034	164332	140781	-23551	305113	111.38	110.80

JAPANESE YEN - CHICAGO MERCANTILE EXCHANGE  
FUTURES ONLY POSITIONS Code-097741

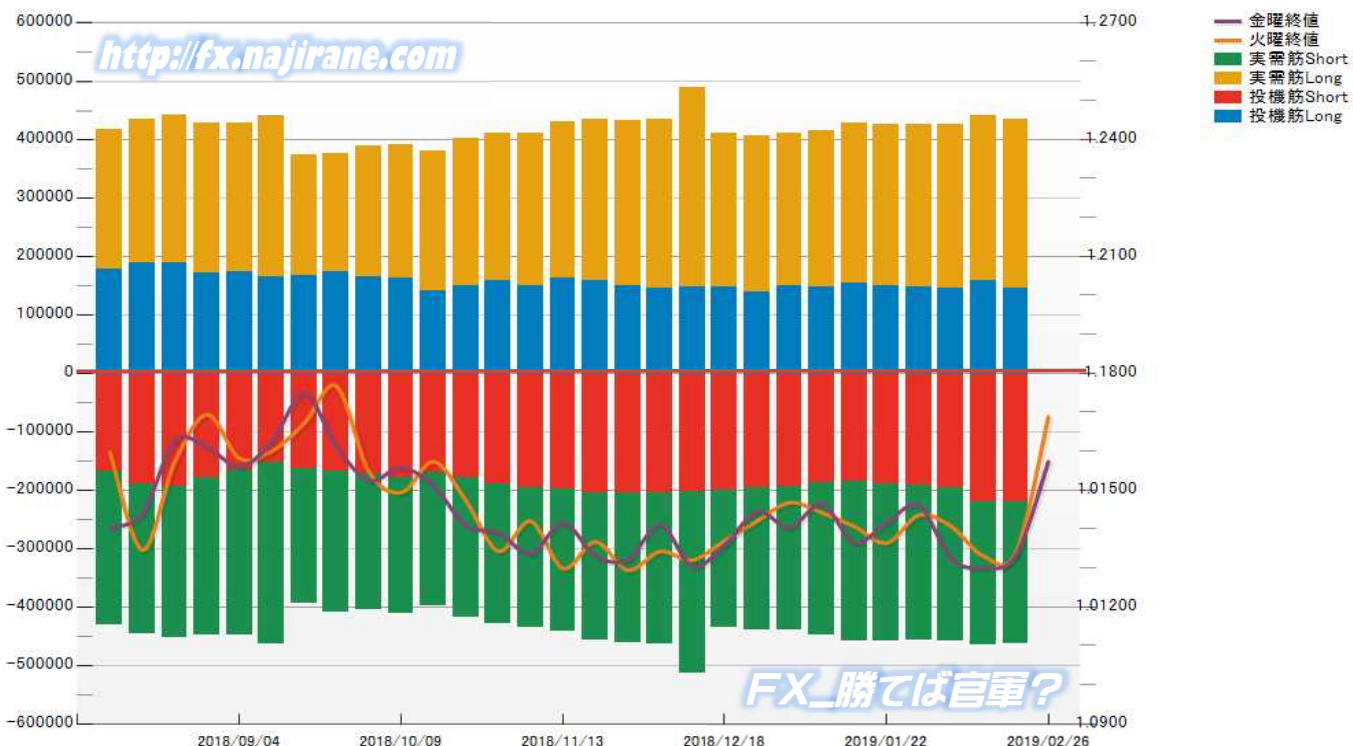


EURO FX - CHICAGO MERCANTILE EXCHANGE  
FUTURES ONLY POSITIONS

Code-099741  
2019/03/01 公表値

Date	投機筋集計				実需筋集計				投機筋+実需筋合計				ユーロドル終値	
	EUR買い	EUR売り	売り越し	売買計	EUR買い	EUR売り	売り越し	売買計	EUR買い	EUR売り	売り越し	売買計	火曜締め	金曜締め
2019/02/26	0	0	0	0	0	0	0	0	0	0	0	0	1.1393	1.1368
2019/02/19	145762	220696	74934	366458	289392	244078	-45314	533470	435154	464774	29620	899928	1.1339	1.1332
2019/02/12	157170	221070	63900	378240	283224	245708	-37516	528932	440394	466778	26384	907172	1.1330	1.1300
2019/02/05	145480	197444	51964	342924	280451	261152	-19299	541603	425931	458596	32665	884527	1.1406	1.1323
2019/01/29	146625	193099	46474	339724	278577	263384	-15193	541961	425202	456483	31281	881685	1.1435	1.1460
2019/01/22	148652	189658	41006	338310	276892	270757	-6135	547649	425544	460415	34871	885959	1.1363	1.1416
2019/01/15	152534	185195	32661	337729	274438	273918	-520	548356	426972	459113	32141	886085	1.1406	1.1365
2019/01/08	146271	186804	40533	333075	269050	261525	-7525	530575	415321	448329	33008	863650	1.1441	1.1464
2018/12/31	148288	194936	46648	343224	262426	244448	-17978	506874	410714	439384	28670	850098	1.1467	1.1403
2018/12/24	139059	197514	58455	336573	267531	243588	-23943	511119	406590	441102	34512	847692	1.1420	1.1444
2018/12/18	147654	200778	53124	348432	262111	233982	-28129	496093	409765	434760	24995	844525	1.1370	1.1359
2018/12/11	146082	202369	56287	348451	341484	312735	-28749	654219	487566	515104	27538	1002670	1.1320	1.1303
2018/12/04	144859	205635	60776	350494	289664	257730	-31934	547394	434523	463365	28842	897888	1.1342	1.1410
2018/11/27	149719	204790	55071	354509	281759	256916	-24843	538675	431478	461706	30228	893184	1.1294	1.1322
2018/11/20	157633	204862	47229	362495	275695	252104	-23591	527799	433328	456966	23638	890294	1.1367	1.1331
2018/11/13	161860	198879	37019	360739	268439	244051	-24388	512490	430299	442930	12631	873229	1.1298	1.1415
2018/11/06	148973	195816	46843	344789	261621	240069	-21552	501690	410594	435885	25291	846479	1.1420	1.1336
2018/10/30	157691	190353	32662	348044	253543	238938	-14605	492481	411234	429291	18057	840525	1.1343	1.1390
2018/10/23	149585	179889	30304	329474	251035	239190	-11845	490225	400620	419079	18459	819699	1.1472	1.1408
2018/10/16	140817	170161	29344	310978	239573	227660	-11913	467233	380390	397821	17431	778211	1.1572	1.1510
2018/10/09	162315	178457	16142	340772	228799	234237	5438	463036	391114	412694	21580	803808	1.1493	1.1558
2018/10/02	164738	171839	7101	336577	224680	234180	9500	458860	389418	406019	16601	795437	1.1547	1.1524
2018/09/25	172426	168730	-3696	341156	203763	240493	36730	444256	376189	409223	33034	785412	1.1766	1.1611
2018/09/18	166468	164802	-1666	331270	205804	228792	22988	434596	372272	393594	21322	765866	1.1671	1.1748
2018/09/11	164639	153469	-11170	318108	277060	310471	33411	587531	441699	463940	22241	905639	1.1600	1.1624
2018/09/04	173335	165372	-7963	338707	254016	283775	29759	537791	427351	449147	21796	876498	1.1581	1.1559
2018/08/28	171359	178578	7219	349937	255809	269383	13574	525192	427168	447961	20793	875129	1.1693	1.1610
2018/08/21	188907	193748	4841	382655	254692	258443	3751	513135	443599	452191	8592	895790	1.1572	1.1626
2018/08/14	188428	190217	1789	378645	246723	257030	10307	503753	435151	447247	12096	882398	1.1346	1.1439
2018/08/07	177923	167358	-10565	345281	238559	264653	26094	503212	416482	432011	15529	848493	1.1597	1.1403

EURO FX - CHICAGO MERCANTILE EXCHANGE  
FUTURES ONLY POSITIONS Code-099741



# CME Daily Volume

FX\_勝てば官軍? <http://fx.najirane.com>

シカゴ・マーカントイル取引所 取引高日次データ

AUS Dollar								PREM QUOTE EURO STYLE 2PMFIX CALL								PREM QUOTE EURO STYLE 2PMFIX PUT								FUTURE		参考レート	
Date	CALL	CALL	WEEK1	WEEK2	WEEK3	WEEK4	WEEK5	PUT	PUT	WEEK1	WEEK2	WEEK3	WEEK4	WEEK5	FUTURE	Open	Close										
2019/2/28 (木)	0	1293	98	0	3	0	302	0	1533	164	0	1	134	0	118318	0.7141	0.7098										
2019/2/27 (水)	0	1407	528	0	5	120	300	0	1628	274	0	8	0	0	100636	0.7193	0.7140										
2019/2/26 (火)	0	1698	548	0	3	2	211	0	1017	139	0	0	5	0	101994	0.7171	0.7194										
2019/2/25 (月)	0	655	54	0	16	22	0	0	978	124	0	25	16	0	88460	0.7147	0.7171										
2019/2/22 (金)	0	722	608	0	10	231	0	0	2677	282	0	26	152	0	123024	0.7092	0.7131										
2019/2/21 (木)	0	2137	27	0	16	215	0	0	2941	19	0	1	180	0	169642	0.7167	0.7091										
2019/2/20 (水)	0	2542	165	0	4	656	0	0	815	10	0	0	476	0	89775	0.7161	0.7166										
2019/2/19 (火)	0	1746	94	0	11	132	0	0	1218	9	0	4	174	0	142676	0.7126	0.7161										
2019/2/15 (金)	0	1465	6	0	171	460	0	0	1162	18	0	341	273	0	89182	0.7104	0.7143										
2019/2/14 (木)	0	1598	10	0	233	141	0	0	1925	2	0	454	108	0	101731	0.7089	0.7104										

CAN Dollar								PREM QUOTE EURO STYLE 2PMFIX CALL								PREM QUOTE EURO STYLE 2PMFIX PUT								FUTURE		参考レート	
Date	CALL	CALL	WEEK1	WEEK2	WEEK3	WEEK4	WEEK5	PUT	PUT	WEEK1	WEEK2	WEEK3	WEEK4	WEEK5	FUTURE	Open	Close										
2019/2/28 (木)	0	---	173	0	2	0	12	0	---	57	0	0	0	0	72489	0.7603	0.7594										
2019/2/27 (水)	0	---	126	0	13	0	0	0	---	233	0	37	317	0	59021	0.7594	0.7602										
2019/2/26 (火)	0	---	792	0	0	9	1	0	---	615	0	0	211	0	52831	0.7583	0.7593										
2019/2/25 (月)	0	---	180	0	14	2	100	0	---	323	0	4	2	100	67549	0.7613	0.7583										
2019/2/22 (金)	0	---	3113	0	51	321	0	0	---	1367	0	55	458	0	65358	0.7558	0.7607										
2019/2/21 (木)	0	---	468	0	40	425	0	0	---	369	0	150	579	0	73234	0.7589	0.7558										
2019/2/20 (水)	0	---	274	0	1	608	0	0	---	8	0	0	451	0	83283	0.7567	0.7589										
2019/2/19 (火)	0	---	549	0	238	853	0	0	---	27	0	125	374	0	68973	0.7553	0.7567										
2019/2/15 (金)	0	---	78	0	180	2024	0	0	---	51	0	194	1664	0	46774	0.7522	0.7549										
2019/2/14 (木)	0	---	0	0	517	196	0	0	---	2	0	403	80	0	72021	0.7539	0.7522										

SWISS FRANC								PREM QUOTE EURO STYLE 2PMFIX CALL								PREM QUOTE EURO STYLE 2PMFIX PUT								FUTURE		参考レート	
Date	CALL	CALL	Week 1	Week 2	Week 3	Week 4	Week 5	PUT	PUT	Week 1	Week 2	Week 3	Week 4	Week 5	FUTURE	Open	Close										
2019/2/28 (木)	0	---	---	---	---	---	---	0	---	---	---	---	---	---	36568	0.9990	1.0023										
2019/2/27 (水)	0	---	---	---	---	---	---	0	---	---	---	---	---	---	27079	1.0001	0.9990										
2019/2/26 (火)	0	---	---	---	---	---	---	0	---	---	---	---	---	---	17275	0.9996	1.0001										
2019/2/25 (月)	0	---	---	---	---	---	---	0	---	---	---	---	---	---	12157	0.9996	0.9996										
2019/2/22 (金)	0	---	---	---	---	---	---	0	---	---	---	---	---	---	14808	0.9989	0.9996										
2019/2/21 (木)	0	---	---	---	---	---	---	0	---	---	---	---	---	---	17457	0.9993	0.9991										
2019/2/20 (水)	0	---	---	---	---	---	---	0	---	---	---	---	---	---	18133	0.9989	0.9996										
2019/2/19 (火)	0	---	---	---	---	---	---	0	---	---	---	---	---	---	23976	0.9954	0.9989										
2019/2/15 (金)	0	---	---	---	---	---	---	0	---	---	---	---	---	---	13887	0.9950	0.9952										
2019/2/14 (木)	0	---	---	---	---	---	---	0	---	---	---	---	---	---	17952	0.9907	0.9950										

EU EURO								PREM QUOTE EURO STYLE 2PMFIX CALL								PREM QUOTE EURO STYLE 2PMFIX PUT								FUTURE		参考レート	
Date	CALL	CALL	WEEK1	WEEK2	WEEK3	WEEK4	WEEK5	PUT	PUT	WEEK1	WEEK2	WEEK3	WEEK4	WEEK5	FUTURE	Open	Close										
2019/2/28 (木)	0	9147	626	0	181	249	65	0	13466	782	0	157	328	129	210326	1.1373	1.1371										
2019/2/27 (水)	0	5879	1348	0	113	121	405	0	7030	1217	0	474	233	183	143640	1.1393	1.1373										
2019/2/26 (火)	0	9299	1431	0	127	167	36	0	9522	2082	0	28	194	74	191797	1.1360	1.1393										
2019/2/25 (月)	0	6370	159	0	35	154	51	0	5383	514	0	612	1115	242	120865	1.1337	1.1360										
2019/2/22 (金)	0	5104	1711	0	44	1372	0	0	6279	2156	0	670	1883	0	141011	1.1337	1.1332										
2019/2/21 (木)	0	7973	611	0	59	2093	0	0	8028	2244	0	111	2221	0	209763	1.1345	1.1337										
2019/2/20 (水)	0	4109	159	0	177	2281	0	0	3445	117	0	128	1351	0	178997	1.1339	1.1346										
2019/2/19 (火)	0	9590	605	0	114	2803	0	0	12755	458	0	90	2425	0	284735	1.1310	1.1339										
2019/2/15 (金)	0	9942	526	0	1950	3302	0	0	11963	1907	0	1701	2331	0	189202	1.1295	1.1300										
2019/2/14 (木)	0	4937	504	0	2066	175	0	0	5891	117	0	1979	81	0	201623	1.1257	1.1295										

GB POUND								PREM QUOTE GBPO STYLE 2PMFIX CALL								PREM QUOTE GBPO STYLE 2PMFIX PUT								FUTURE		参考レート	
Date	CALL	CALL	WEEK1	WEEK2	WEEK3	WEEK4	WEEK5	PUT	PUT	WEEK1	WEEK2	WEEK3	WEEK4	WEEK5	FUTURE	Open	Close										
2019/2/28 (木)	0	---	136	0	1	113	48	0	---	152	0	8	112	130	136699	1.3309	1.3263										
2019/2/27 (水)	0	---	317	0	7	23	72	0	---	541	0	625	335	518	140435	1.3256	1.3309										
2019/2/26 (火)	0	---	839	0	216	82	63	0	---	1126	0	288	8	11	204763	1.3122	1.3256										
2019/2/25 (月)	0	---	115	0	5	112	400	0	---	400	0	155	1	0	97265	1.3058	1.3122										
2019/2/22 (金)	0	---	472	0	0	363	0	0	---	262	0	1	324	0	95119	1.3034	1.3051										
2019/2/21 (木)	0	---	163	0	49	556	0	0	---	177	0	12	316	0	122093	1.3050	1.3037										
2019/2/20 (水)	0	---	413	0	74	169	0	0	---	167	0	1	554	0	149459	1.3060	1.3050										
2019/2/19 (火)	0	---	448	0	71	854	0	0	---	3	0	17	210	0	196028	1.2925	1.3060										
2019/2/15 (金)	0	---	954	0	718	381	0	0	---	38	0	250	374	0	112526	1.2801	1.2893										
2019/2/14 (木)	0	---	200	0	544	11	0	0	---	44	0	300	1058	0	105812	1.2847	1.2801										

JP YEN								PREM QUOTE JPYO STYLE 2PMFIX CALL								PREM QUOTE JPYO STYLE 2PMFIX PUT								FUTURE		参考レート	
Date	CALL	CALL	WEEK1	WEEK2	WEEK3	WEEK4	WEEK5	PUT	PUT	WEEK1	WEEK2	WEEK3	WEEK4	WEEK5	FUTURE	Open	Close										
2019/2/28 (木)	0	---	944	0	299	543	110	0	---	593	0	382	36	14	149377	110.95	111.38										
2019/2/27 (水)	0	---	465	0	119	241	218	0	---	260	0	2	0	7	102398	110.57	110.95										
2019/2/26 (火)	0	---	653	0	248	239	381	0	---	159	0	35	92	453	107109	111.06	110.57										
2019/2/25 (月)	0	---	786	0	118	145	0	0	---	537	0	1	0	152	93985	110.76	111.06										
2019/2/22 (金)	0	---	1308	0	264	550	0	0	---	1014	0	168	353	0	80303	110.68	110.67										
2019/2/21 (木)	0	---	925	0	177	344	0	0	---	785	0	0	300	0	98012	110.81	110.67										
2019/2/20 (水)	0	---	361	0	126	928	0	0	---	95	0	1	79	0	87626	110.59	110.80										
2019/2/19 (火)	0	---	40	0	7	434	0	0	---	40	0	41	72	0	122722	110.62	110.59										
2019/2/15 (金)	0	---	49	0	210	2340	0	0	---	64	0	102	1711	0	108337	110.49	110.41										
2019/2/14 (木)	0	---	350	0	582	496	0	0	---	130	0	287	274	0	139513	111.04	110.49										

MEX PESO								PREM QUOTE EURO STYLE 2PMFIX CALL								PREM QUOTE EURO STYLE 2PMFIX PUT								FUTURE		参考レート	
Date	CALL	CALL	Week 1	Week 2	Week 3	Week 4	Week 5	PUT	PUT	Week 1	Week 2	Week 3	Week 4	Week 5	FUTURE	Open	Close										
2019/2/28 (木)	1	---	---	---	---	---	---	1	---	---	---	---	---	---	48697	5.2169	5.1874										
2019/2/27 (水)	0	---	---	---	---	---	---	6	---	---	---	---	---	---	44214	5.2170	5.2169										
2019/2/26 (火)	4	---	---	---	---	---	---	51	---	---	---	---	---	---	47674	5.2271	5.2169										
2019/2/25 (月)	0	---	---	---	---	---	---	23	---	---	---	---	---	---	63739	5.2232	5.2271										
2019/2/22 (金)	0	---	---	---	---	---	---	0	---	---	---	---	---	---	54048	5.1814	5.2221										
2019/2/21 (木)	1	---	---	---	---	---	---	12	---	---	---	---	---	---	54225	5.2014	5.1814										
2019/2/20 (水)	27	---	---	---	---	---	---	1	---	---	---	---	---	---	45103	5.2202	5.2014										
2019/2/19 (火)	0	---	---	---	---	---	---	19	---	---	---	---	---	---	63898	5.1946	5.2202										
2019/2/15 (金)	0	---	---	---	---	---	---	102	---	---	---	---	---	---	53598	5.1923	5.1934										
2019/2/14 (木)	5	---	---	---	---	---	---	20	---	---	---	---	---	---	67111	5.1469	5.1923										

NZ DOLLAR								PREM QUOTE EURO STYLE 2PMFIX CALL								PREM QUOTE EURO STYLE 2PMFIX PUT								FUTURE		参考レート	
Date	CALL	CALL	Week 1	Week 2	Week 3	Week 4	Week 5	PUT	PUT	Week 1	Week 2	Week 3	Week 4	Week 5	FUTURE	Open	Close										
2019/2/28 (木)	---	---	---	---	---	---	---	---	---	---	---	---	---	---	30148	0.6844	0.6814										
2019/2/27 (水)	---																										

## Bitcoin CME Futures

※取引単位=5ビットコイン (CME CFビットコイン参考基準レート=BRRを対象)

Date	Open	High	Low	Close	Volume	OpenInt
2018/11/26 0:00	3960	3990	3510	3642	6652	3691
2018/11/27 0:00	3590	3760	3590	3677	4833	3788
2018/11/28 0:00	3795	4315	3750	4237	5673	3787
2018/11/29 0:00	4185	4355	4070	4095	4238	3790
2018/11/30 0:00	4190	4230	3830	3930	4067	3726
2018/12/3 0:00	4110	4120	3700	3802	3045	3726
2018/12/4 0:00	3800	3995	3705	3827	3518	3822
2018/12/6 0:00	3700	3855	3470	3585	4857	4035
2018/12/7 0:00	3520	3520	3120	3270	5726	4386
2018/12/10 0:00	3469	3555	3335	3370	3274	4296
2018/12/11 0:00	3365	3395	3275	3330	2557	4259
2018/12/12 0:00	3310	3455	3300	3415	3136	4260
2018/12/13 0:00	3390	3400	3180	3227	2794	4218
2018/12/14 0:00	3205	3250	3100	3125	2395	4227
2018/12/17 0:00	3190	3565	3140	3485	4295	4616
2018/12/18 0:00	3460	3555	3420	3497	2319	3012
2018/12/19 0:00	3545	3885	3545	3650	2787	3531
2018/12/20 0:00	3665	4145	3625	3905	3594	3684
2018/12/21 0:00	4050	4130	3510	3780	2811	3734
2018/12/24 0:00	3915	4240	3910	4055	1995	3814
2018/12/26 0:00	3770	3840	3665	3755	2049	3945
2018/12/27 0:00	3799	3820	3525	3560	2177	3963
2018/12/28 0:00	3545	3915	3540	3870	4017	4104
2018/12/31 0:00	3800	3820	3595	3652	2051	4089
2019/1/2 0:00	3690	3850	3690	3830	3925	4121
2019/1/3 0:00	3870	3880	3720	3765	6767	4118
2019/1/4 0:00	3755	3810	3690	3775	4183	4083
2019/1/7 0:00	4025	4065	3950	3995	2180	4082
2019/1/8 0:00	3970	4095	3930	3987	2398	4173
2019/1/9 0:00	3990	4035	3950	4007	1368	4226
2019/1/10 0:00	3995	4025	3540	3610	3066	4213
2019/1/11 0:00	3610	3660	3570	3642	1393	4317
2019/1/14 0:00	3510	3725	3475	3667	4309	4385
2019/1/15 0:00	3655	3680	3540	3565	3277	2767
2019/1/16 0:00	3540	3600	3525	3550	1359	2982
2019/1/17 0:00	3560	3600	3490	3592	1689	3420
2019/1/18 0:00	3595	3600	3530	3580	537	3475
2019/1/22 0:00	3495	3575	3370	3542	1297	3589
2019/1/23 0:00	3545	3570	3485	3497	1104	3528
2019/1/24 0:00	3495	3545	3495	3525	531	3542
2019/1/25 0:00	3520	3525	3480	3515	1195	3512
2019/1/28 0:00	3510	3510	3340	3370	1760	3619
2019/1/29 0:00	3390	3390	3310	3370	724	3593
2019/1/30 0:00	3365	3430	3345	3415	987	3641
2019/1/31 0:00	3420	3450	3370	3385	1004	3641
2019/2/1 0:00	3380	3435	3360	3420	1398	3545
2019/2/4 0:00	3350	3415	3350	3397	825	3639
2019/2/5 0:00	3385	3415	3385	3405	501	3672
2019/2/6 0:00	3405	3405	3325	3345	1884	3781
2019/2/7 0:00	3345	3365	3340	3342	537	3962
2019/2/8 0:00	3340	3675	3340	3622	2963	3813
2019/2/11 0:00	3635	3655	3540	3597	2408	3840
2019/2/12 0:00	3585	3610	3545	3605	1227	2896
2019/2/13 0:00	3575	3630	3555	3570	948	3193
2019/2/14 0:00	3600	3600	3520	3532	1312	3254
2019/2/15 0:00	3555	3625	3545	3557	2098	3285
2019/2/19 0:00	3870	3980	3855	3947	2847	3616
2019/2/20 0:00	3915	3970	3880	3942	1029	3626
2019/2/21 0:00	3930	3990	3870	3902	1223	3779
2019/2/22 0:00	3895	3965	3890	3940	1252	3882
2019/2/25 0:00	3840	3880	3840	3870	1000	3840
2019/2/26 0:00	3820	3820	3755	3787	914	3463
2019/2/27 0:00	3780	3815	3635	3727	1218	3424
2019/2/28 0:00	3770	3885	3745	3828	1862	0
2019/3/1 0:00	3795	3840	3785	3835	726	0



## Bitcoin CBOE Futures

※取引単位=5ビットコイン (CME CFビットコイン参考基準レート=BRRを対象)

Date	Open	High	Low	Close	Volume	OpenInt
2018/11/26 0:00	3965	4055	3515	3605	10481	3687
2018/11/27 0:00	3635	3790	3550	3720	6806	3791
2018/11/28 0:00	3790	4380	3750	4300	8235	3801
2018/11/29 0:00	4195	4400	4075	4180	6436	3423
2018/11/30 0:00	4215	4280	3870	3953	5131	3003
2018/12/3 0:00	4090	4130	3690	3800	3493	3318
2018/12/4 0:00	3905	4025	3690	3840	2890	3322
2018/12/6 0:00	3670	3960	3360	3600	6119	3698
2018/12/7 0:00	3575	3595	3135	3300	6378	4129
2018/12/10 0:00	3495	3580	3330	3375	2031	3987
2018/12/11 0:00	3380	3405	3265	3320	2036	3970
2018/12/12 0:00	3345	3470	3305	3420	2836	3952
2018/12/13 0:00	3395	3420	3190	3215	3912	4090
2018/12/14 0:00	3235	3265	3120	3145	3349	4182
2018/12/17 0:00	3180	3570	3165	3530	4641	4389
2018/12/18 0:00	3475	3560	3425	3495	3835	4359
2018/12/19 0:00	3550	3890	3550	3695	5546	4411
2018/12/20 0:00	3675	4150	3635	3875	5269	4414
2018/12/21 0:00	4040	4135	3605	3775	6303	3968
2018/12/24 0:00	3950	4265	3925	4070	3045	3857
2018/12/26 0:00	3775	3850	3610	3760	3602	3565
2018/12/27 0:00	3800	3840	3535	3565	4638	3473
2018/12/28 0:00	3550	3985	3535	3870	4345	3201
2018/12/31 0:00	3800	3810	3600	3650	2031	3133
2019/1/2 0:00	3720	3855	3685	3830	3320	3382
2019/1/3 0:00	3850	3870	3710	3760	3709	3558
2019/1/4 0:00	3755	3875	3690	3745	3968	3566
2019/1/7 0:00	3990	4070	3945	3985	2832	3686
2019/1/8 0:00	3980	4095	3925	3985	4422	3764
2019/1/9 0:00	3990	4030	3950	3990	3896	3872
2019/1/10 0:00	3995	4020	3525	3605	6069	4322
2019/1/11 0:00	3600	3685	3560	3535	4465	4297
2019/1/14 0:00	3490	3700	3400	3650	4936	4263
2019/1/15 0:00	3650	3665	3485	3535	4085	4473
2019/1/16 0:00	3550	3645	3545	3560	4700	4675
2019/1/17 0:00	3570	3645	3515	3605	3644	4655
2019/1/18 0:00	3615	3630	3540	3585	2921	4702
2019/1/22 0:00	3525	3620	3390	3580	7684	4976
2019/1/23 0:00	3575	3615	3510	3535	7498	4441
2019/1/24 0:00	3545	3590	3520	3565	3703	4221
2019/1/25 0:00	3525	3535	3465	3505	3845	3534
2019/1/28 0:00	3485	3515	3325	3380	4668	3964
2019/1/29 0:00	3385	3395	3300	3370	2558	4047
2019/1/30 0:00	3345	3435	3245	3410	2382	3909
2019/1/31 0:00	3420	3455	3365	3395	4352	3992
2019/2/1 0:00	3385	3440	3345	3425	4802	3968
2019/2/4 0:00	3380	3415	3375	3395	3013	3893
2019/2/5 0:00	3390	3415	3380	3400	1615	3881
2019/2/6 0:00	3405	3420	3310	3340	3882	4059
2019/2/7 0:00	3345	3370	3335	3340	1899	40119
2019/2/8 0:00	3350	3730	3325	3615	10309	3746
2019/2/11 0:00	3610	3650	3580	3605	5377	3285
2019/2/12 0:00	3595	3625	3550	3605	4135	3361
2019/2/13 0:00	3575	3630	3555	3570	2932	3256
2019/2/14 0:00	3575	3595	3530	3565	2266	3246
2019/2/15 0:00	3565	3620	3545	3565	3090	3501
2019/2/19 0:00	3600	3970	3595	3935	18338	3964
2019/2/20 0:00	3910	3965	3870	3935	6421	3863
2019/2/21 0:00	3920	3985	3855	3895	6782	3735
2019/2/22 0:00	3895	3970	3885	3930	4054	3502
2019/2/25 0:00	3770	3845	3705	3820	5953	3488
2019/2/26 0:00	3805	3820	3745	3775	3110	3324
2019/2/27 0:00	3780	3815	3620	3730	4925	3320
2019/2/28 0:00	3765	3875	3745	3790	6904	3203
2019/3/1 0:00	3785	3830	3780	3825	1754	0



# 過去5日及び過去4週の4本値と各種ピボット

# 2019/02/25 ~ 2019/03/01

USD/JPY										Demark						Pivot						Fibonacci Zone					
当日のOHLCLから計算される翌日の										TD Range Projection						TD pivot points											
日足	Open	High	Low	Close	値幅/日	引け形態	真の高値	真の安値	予想高値	予想安値	予想高値	予想安値	StopLoss	Support	Pivot	Resistance	StopLoss	3-days AVG	Support Zone 2	Support Zone 1	BP	Resistance Zone 1	Resistance Zone 2				
													LBOP	S2	S1	PP	R1	R2	HBOP								
2019/02/25	110.76	111.24	110.58	111.06	66p	陽線引け	-	-	-	-	-	-	110.03	110.30	110.68	110.96	111.34	111.61	111.99								
2019/02/26	111.06	111.08	110.43	110.57	65p	陰線引け	111.08	110.43	110.82	110.17	110.82	110.17	109.65	110.04	110.30	110.69	110.96	111.34	111.61								
2019/02/27	110.57	111.08	110.36	110.95	72p	陽線引け	111.08	110.36	111.37	110.65	111.37	110.65	109.79	110.07	110.51	110.79	111.23	111.51	111.95	110.81	Bear	109.80	~ 110.07	110.35	~ 110.43		
2019/02/28	110.95	111.49	110.66	111.38	83p	陽線引け	111.49	110.66	111.85	111.02	111.85	111.02	110.04	110.35	110.87	111.18	111.69	112.01	112.52	110.89	Bull	110.03	~ 110.35	110.67	~ 110.76		
2019/03/01	111.38	112.08	111.33	111.98	75p	陽線引け	112.08	111.33	112.40	111.66	112.40	111.66	110.77	111.05	111.51	111.80	112.26	112.54	113.00	111.26	Bull	110.77	~ 111.05	111.34	~ 111.42		
週足	Open	High	Low	Close	値幅/週	引け形態	真の高値	真の安値	予想高値	予想安値	予想高値	予想安値	LBOP	S2	S1	PP	R1	R2	HBOP	3-days AVG	Support Zone 2	Support Zone 1	BP	Resistance Zone 1	Resistance Zone 2		
2019/02/06 ~ 2019/02/10	109.49	110.16	109.43	109.78	73p	陽線引け	-	-	-	-	-	-	108.69	109.06	109.42	109.79	110.15	110.52	110.88								
2019/02/13 ~ 2019/02/17	109.81	111.13	109.78	110.41	135p	陽線引け	111.13	109.43	111.61	109.92	111.44	110.09	108.40	109.09	109.75	110.44	111.10	111.79	112.45								
2019/02/20 ~ 2019/02/24	110.50	110.95	110.46	110.67	49p	陽線引け	110.95	110.41	111.08	110.54	111.06	110.56	109.94	110.20	110.43	110.69	110.93	111.19	111.42	110.31	Bull	110.01	~ 110.20	110.39	~ 110.45		
2019/02/27 ~ 2019/03/03	110.76	112.08	110.36	111.98	172p	陽線引け	112.08	110.36	112.89	111.17	112.89	111.17	109.14	109.75	110.86	111.47	112.58	113.19	114.31	110.87	Bull	109.09	~ 109.75	110.41	~ 110.61		

EUR/JPY										Demark						Pivot						Fibonacci Zone					
当日のOHLCLから計算される翌日の										TD Range Projection						TD pivot points											
日足	Open	High	Low	Close	値幅/日	引け形態	真の高値	真の安値	予想高値	予想安値	予想高値	予想安値	StopLoss	Support	Pivot	Resistance	StopLoss	3-days AVG	Support Zone 2	Support Zone 1	BP	Resistance Zone 1	Resistance Zone 2				
													LBOP	S2	S1	PP	R1	R2	HBOP								
2019/02/25	125.57	126.30	125.38	126.16	92p	陽線引け	-	-	-	-	-	-	124.68	125.03	125.60	125.95	126.52	126.87	127.43								
2019/02/26	126.16	126.23	125.72	125.97	50p	陰線引け	126.23	125.72	126.10	125.60	126.10	125.60	125.22	125.47	125.72	125.97	126.23	126.48	126.73								
2019/02/27	125.97	126.35	125.54	126.18	80p	陽線引け	126.35	125.54	126.66	125.86	126.66	125.86	124.89	125.47	125.70	126.02	126.50	126.83	127.31	125.98	Bull	124.91	~ 125.22	125.52	~ 125.62		
2019/02/28	126.18	126.91	125.89	126.65	101p	陽線引け	126.91	125.89	127.28	126.27	127.28	126.27	125.05	125.47	126.06	126.48	127.07	127.49	128.08	126.16	Bull	125.08	~ 125.47	125.86	~ 125.98		
2019/03/01	126.65	127.50	126.61	127.29	89p	陽線引け	127.50	126.61	127.84	126.95	127.84	126.95	125.88	126.25	126.77	127.14	127.66	128.03	128.55	126.55	Bull	125.91	~ 126.25	126.59	~ 126.69		
週足	Open	High	Low	Close	値幅/週	引け形態	真の高値	真の安値	予想高値	予想安値	予想高値	予想安値	LBOP	S2	S1	PP	R1	R2	HBOP	3-days AVG	Support Zone 2	Support Zone 1	BP	Resistance Zone 1	Resistance Zone 2		
2019/02/06 ~ 2019/02/10	125.44	125.95	124.17	124.31	177p	陰線引け	-	-	-	-	-	-	121.89	123.03	123.67	124.81	125.44	126.58	127.22								
2019/02/13 ~ 2019/02/17	124.30	125.54	124.24	124.76	129p	陽線引け	125.54	124.17	125.83	124.46	125.79	124.50	122.86	123.55	124.15	124.85	125.45	126.14	126.74								
2019/02/20 ~ 2019/02/24	124.77	125.94	124.74	125.41	120p	陽線引け	125.94	124.74	126.28	125.08	126.28	125.08	123.59	124.17	124.79	125.36	125.99	126.56	127.19	125.01	Bull	123.71	~ 124.17	124.62	~ 124.76		
2019/02/27 ~ 2019/03/03	125.57	127.50	125.38	127.29	212p	陽線引け	127.50	125.38	128.46	126.34	128.46	126.34	123.83	124.61	125.95	126.73	128.07	128.85	130.19	125.65	Bull	123.80	~ 124.61	125.42	~ 125.67		

EUR/USD										Demark						Pivot						Fibonacci Zone					
当日のOHLCLから計算される翌日の										TD Range Projection						TD pivot points											
日足	Open	High	Low	Close	値幅/日	引け形態	真の高値	真の安値	予想高値	予想安値	予想高値	予想安値	StopLoss	Support	Pivot	Resistance	StopLoss	3-days AVG	Support Zone 2	Support Zone 1	BP	Resistance Zone 1	Resistance Zone 2				
													LBOP	S2	S1	PP	R1	R2	HBOP								
2019/02/25	1.1337	1.1368	1.1335	1.1360	32p	陽線引け	-	-	-	-	-	-	1.1309	1.1322	1.1341	1.1354	1.1373	1.1386	1.1405								
2019/02/26	1.1360	1.1402	1.1346	1.1393	57p	陽線引け	1.1402	1.1346	1.1426	1.1369	1.1426	1.1369	1.1302	1.1324	1.1359	1.1380	1.1415	1.1437	1.1472								
2019/02/27	1.1393	1.1403	1.1363	1.1373	41p	陰線引け	1.1403	1.1363	1.1388	1.1347	1.1388	1.1347	1.1315	1.1339	1.1356	1.1379	1.1396	1.1420	1.1437	1.1371	Bull	1.1323	~ 1.1339	1.1354	~ 1.1359		
2019/02/28	1.1373	1.1419	1.1360	1.1371	59p	陽線引け	1.1419	1.1360	1.1395	1.1336	1.1395	1.1336	1.1288	1.1324	1.1347	1.1383	1.1407	1.1443	1.1466	1.1381	Bull	1.1302	~ 1.1324	1.1347	~ 1.1354		
2019/03/01	1.1371	1.1409	1.1353	1.1368	55p	陽線引け	1.1409	1.1353	1.1388	1.1333	1.1388	1.1333	1.1289	1.1321	1.1345	1.1377	1.1400	1.1432	1.1455	1.1380	Bull	1.1300	~ 1.1321	1.1342	~ 1.1349		
週足	Open	High	Low	Close	値幅/週	引け形態	真の高値	真の安値	予想高値	予想安値	予想高値	予想安値	LBOP	S2	S1	PP	R1	R2	HBOP	3-days AVG	Support Zone 2	Support Zone 1	BP	Resistance Zone 1	Resistance Zone 2		
2019/02/04 ~ 2019/02/08	1.1457	1.1460	1.1321	1.1323	139p	陰線引け	-	-	-	-	-	-	1.1137	1.1229	1.1276	1.1368	1.1415	1.1507	1.1554								
2019/02/11 ~ 2019/02/15	1.1319	1.1342	1.1235	1.1300	108p	陽線引け	1.1342	1.1235	1.1321	1.1279	1.1321	1.1213	1.1135	1.1185	1.1242	1.1292	1.1350	1.1400	1.1457								
2019/02/18 ~ 2019/02/22	1.1291	1.1371	1.1276	1.1332	95p	陽線引け	1.1371	1.1276	1.1399	1.1304	1.1399	1.1304	1.1186	1.1231	1.1281	1.1326	1.1377	1.1422	1.1472	1.1329	Bear	1.1194	~ 1.1231	1.1267	~ 1.1279		
2019/02/25 ~ 2019/03/01	1.1337	1.1419	1.1335	1.1368	84p	陽線引け	1.1419	1.1332	1.1437	1.1350	1.1436	1.1352	1.1245	1.1290	1.1329	1.1374	1.1413	1.1458	1.1497	1.1331	Bull	1.1258	~ 1.1290	1.1322	~ 1.1332		

GBP/JPY										Demark						Pivot						Fibonacci Zone					
当日のOHLCLから計算される翌日の										TD Range Projection						TD pivot points											
日足	Open	High	Low	Close	値幅/日	引け形態	真の高値	真の安値	予想高値	予想安値	予想高値	予想安値	StopLoss	Support	Pivot	Resistance	StopLoss	3-days AVG	Support Zone 2	Support Zone 1	BP	Resistance Zone 1	Resistance Zone 2				
													LBOP	S2	S1	PP	R1	R2	HBOP								
2019/02/25	144.64	146.00	144.46	145.73	154p	陽線引け	-	-	-	-	-	-	143.26	143.86	144.80	145.40	146.33	146.93	147.87								
2019/02/26	145.73	147.05	145.41	146.58	164p	陽線引け	147.05	145.41	147.64	145.99	147.64	145.99	144.00	144.70	145.64	146.35	147.28	147.99	148.93								
2019/02/27	146.57	148.04	146.17	147.66	187p	陽線引け	148.04	146.17	148.79	146.91	148.79	146.91	144.67	145.42	146.54	147.29	148.41	149.16	150.28	146.34	Bull	144.70	~ 145.42	146.13	~ 146.35		
2019/02/28	147.66	148.26	146.99	147.72	127p	陰線引け	148.26	146.99	148.62	147.35	148.62	147.35	145.78	146.39	147.05	147.66	148.32	148.92	149.59	147.10	Bull	145.90	~ 146.39	146.87	~ 147.02		
2019/03/01	147.72	148.57	147.52	147.89	105p	陽線引け	148.57	147.52	148.75	147.70	148.75	147.70	146.37	146.94	147.42	147.99	148.46	149.04	149.51	147.65	Bull	146.54	~ 146.94	147.34	~ 147.47		
週足	Open	High	Low	Close	値幅/週	引け形態	真の高値																				



# IMM扱い8通貨/ダウ/日経/金/オイル/主要クロス円の過去5日及び過去5週の4本値

AUDUSD					CADUSD					CHFUSD				
Date	Open	High	Low	Close	Date	Open	High	Low	Close	Date	Open	High	Low	Close
2019/03/01	0.7098	0.7122	0.7070	0.7077	2019/03/01	0.7594	0.7616	0.7515	0.7523	2019/03/01	1.0014	1.0037	0.9991	1.0011
2019/02/28	0.7141	0.7166	0.7090	0.7098	2019/02/28	0.7603	0.7610	0.7572	0.7594	2019/02/28	0.9990	1.0074	0.9989	1.0023
2019/02/27	0.7193	0.7199	0.7128	0.7140	2019/02/27	0.7594	0.7623	0.7589	0.7602	2019/02/27	1.0001	1.0038	0.9984	0.9990
2019/02/26	0.7171	0.7195	0.7142	0.7194	2019/02/26	0.7583	0.7601	0.7555	0.7593	2019/02/26	0.9996	1.0012	0.9980	1.0001
2019/02/25	0.7147	0.7184	0.7135	0.7171	2019/02/25	0.7613	0.7626	0.7577	0.7583	2019/02/25	0.9996	1.0017	0.9988	0.9996

CNYUSD					EURUSD					GBPUSD				
Date	Open	High	Low	Close	Date	Open	High	Low	Close	Date	Open	High	Low	Close
2019/03/01	0.1495	0.1495	0.1491	0.1491	2019/03/01	1.1371	1.1409	1.1353	1.1368	2019/03/01	1.3262	1.3286	1.3172	1.3207
2019/02/28	0.1497	0.1498	0.1495	0.1496	2019/02/28	1.1373	1.1419	1.1360	1.1371	2019/02/28	1.3309	1.3320	1.3254	1.3263
2019/02/27	0.1493	0.1498	0.1493	0.1497	2019/02/27	1.1393	1.1403	1.1363	1.1373	2019/02/27	1.3256	1.3349	1.3234	1.3309
2019/02/26	0.1496	0.1496	0.1492	0.1494	2019/02/26	1.1360	1.1402	1.1346	1.1393	2019/02/26	1.3122	1.3288	1.3117	1.3256
2019/02/25	0.1490	0.1498	0.1490	0.1496	2019/02/25	1.1337	1.1368	1.1335	1.1360	2019/02/25	1.3058	1.3150	1.3051	1.3122

JPYUSD					MXNUSD					NZDUSD				
Date	Open	High	Low	Close	Date	Open	High	Low	Close	Date	Open	High	Low	Close
2019/03/01	0.8937	0.8957	0.8922	0.8930	2019/03/01	5.1874	5.1927	5.1706	5.1867	2019/03/01	0.6814	0.6839	0.6795	0.6797
2019/02/28	0.9013	0.9036	0.8969	0.8978	2019/02/28	5.2169	5.2197	5.1776	5.1874	2019/02/28	0.6844	0.6853	0.6796	0.6814
2019/02/27	0.9044	0.9062	0.9003	0.9013	2019/02/27	5.2170	5.2220	5.1947	5.2169	2019/02/27	0.6898	0.6902	0.6835	0.6844
2019/02/26	0.9004	0.9056	0.9003	0.9044	2019/02/26	5.2271	5.2335	5.2065	5.2169	2019/02/26	0.6884	0.6903	0.6871	0.6898
2019/02/25	0.9028	0.9043	0.8990	0.9004	2019/02/25	5.2232	5.2554	5.2063	5.2271	2019/02/25	0.6854	0.6902	0.6854	0.6885

Nikkei 225 - Japan (NIX)					
Date	Open	High	Low	Close	(ドル建て終値)
2019/03/01	21504.00	21641.58	21493.03	21602.69	192.92
2019/02/28	21536.55	21536.55	21366.36	21385.16	192.00
2019/02/27	21504.61	21578.81	21492.65	21556.51	194.29
2019/02/26	21556.02	21610.88	21406.87	21449.39	193.99
2019/02/25	21567.66	21588.32	21505.30	21528.23	193.84
週4本値	21567.66	21641.58	21366.36	21602.69	192.92

XAUUSD					
Date	Open	High	Low	Close	出来高
2019/03/01	1314.14	1315.24	1290.25	1291.39	0
2019/02/28	1319.88	1327.20	1311.05	1312.45	737236100
2019/02/27	1323.75	1329.95	1317.05	1321.01	698287500
2019/02/26	1327.54	1330.26	1323.59	1328.52	580573200
2019/02/25	1329.06	1332.59	1325.27	1328.15	533642700
週4本値	1329.06	1332.59	1290.25	1291.39	1057103200

Dow Jones Industrial - USA (DJIA)					
Date	Open	High	Low	Close	出来高
2019/03/01	26019.67	26143.92	25914.37	26026.32	0
2019/02/28	25984.28	26029.21	25896.56	25916.00	117883751
2019/02/27	25995.60	26039.68	25877.24	25985.16	68562270
2019/02/26	26051.61	26155.29	25966.01	26057.98	74980090
2019/02/25	26126.15	26241.42	26080.66	26091.95	82976188
週4本値	26126.15	26241.42	25877.24	26026.32	

Historical Data by  
  
 Arrangement by  
**FX\_勝てば官軍?**

Crude Light Oil					
Date	Open	High	Low	Close	出来高
2019/03/01	57.19	57.80	55.59	55.77	801320
2019/02/28	57.00	57.43	56.43	57.22	960684
2019/02/27	55.95	57.39	55.72	56.94	821768
2019/02/26	55.46	56.08	55.02	55.50	1147647
2019/02/25	57.17	57.53	55.08	55.48	
週4本値	57.17	57.80	55.02	55.77	

USDJPY					EURJPY					GBPJPY				
日付	始値	高値	安値	終値	日付	始値	高値	安値	終値	日付	始値	高値	安値	終値
2019/03/01	111.38	112.08	111.33	111.98	2019/03/01	126.65	127.50	126.61	127.29	2019/03/01	147.72	148.57	147.52	147.89
2019/02/28	110.95	111.49	110.66	111.38	2019/02/28	126.18	126.91	125.89	126.65	2019/02/28	147.66	148.26	146.99	147.72
2019/02/27	110.57	111.08	110.36	110.95	2019/02/27	125.97	126.35	125.54	126.18	2019/02/27	146.57	148.04	146.17	147.66
2019/02/26	111.06	111.08	110.43	110.57	2019/02/26	126.16	126.23	125.72	125.97	2019/02/26	145.73	147.05	145.41	146.58
2019/02/25	110.76	111.24	110.58	111.06	2019/02/25	125.57	126.30	125.38	126.16	2019/02/25	144.64	146.00	144.46	145.73

USDJPY Weekly					EURJPY Weekly					GBPJPY Weekly				
日付	始値	高値	安値	終値	日付	始値	高値	安値	終値	日付	始値	高値	安値	終値
2019/03/03	110.76	112.08	110.36	111.98	2019/03/03	125.57	127.50	125.38	127.29	2019/03/03	144.64	148.57	144.46	147.89
2019/02/24	110.50	110.95	110.46	110.67	2019/02/24	124.77	125.94	124.74	125.41	2019/02/24	142.58	145.05	142.49	144.44
2019/02/17	109.81	111.13	109.78	110.41	2019/02/17	124.30	125.54	124.24	124.76	2019/02/17	142.01	143.33	141.02	142.35
2019/02/10	109.49	110.16	109.43	109.78	2019/02/10	125.44	125.95	124.17	124.31	2019/02/10	143.20	144.18	141.13	142.01
2019/02/03	109.54	109.75	108.50	109.51	2019/02/03	124.97	125.73	124.37	125.49	2019/02/03	144.69	144.72	142.09	143.25

# 先週のIMM取り扱い対ドル8通貨チャート

※ 赤点線は週最高値/青天線は週最低値、BB中心線はSMA21

2019/02/25 ~ 2019/03/01

Chart by OANDA Japan MetaTrader4

