

**JAPANESE YEN - CHICAGO MERCANTILE EXCHANGE  
FUTURES ONLY POSITIONS**

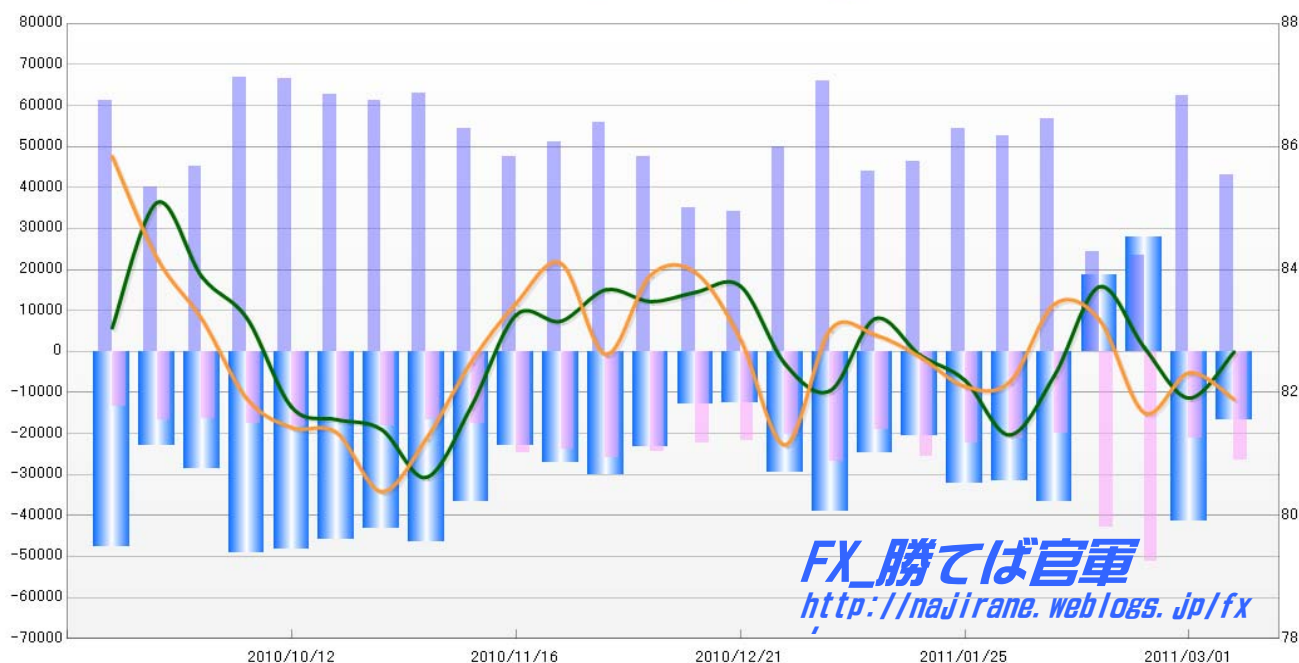
Code-097741

2011/03/11 公表値

| Report_Date | Non Commercial Positions |        |       |        |        |         |       |        | 火曜締めドル円 |       | 週末締めドル円レート |       |
|-------------|--------------------------|--------|-------|--------|--------|---------|-------|--------|---------|-------|------------|-------|
|             | Long                     | 増減     | Short | 増減     | 売り越し   | 増減      | 売買計   | 増減     | Close   | 前週比   | Close      | 前週比   |
| 2011/03/08  | 43205                    | -30.8% | 26549 | 25.7%  | -16656 | -59.6%  | 69754 | -16.5% | 82.66   | 0.9%  | 81.89      | -0.5% |
| 2011/03/01  | 62396                    | 166.0% | 21122 | -58.7% | -41274 | -248.8% | 83518 | 11.9%  | 81.91   | -1.0% | 82.32      | 0.8%  |
| 2011/02/22  | 23457                    | -3.8%  | 51203 | 19.3%  | 27746  | 49.6%   | 74660 | 10.9%  | 82.73   | -1.2% | 81.67      | -1.8% |
| 2011/02/15  | 24389                    | -56.9% | 42937 | 116.0% | 18548  | -150.5% | 67326 | -12.0% | 83.72   | 1.8%  | 83.18      | -0.3% |
| 2011/02/08  | 56607                    | 7.5%   | 19876 | -6.1%  | -36731 | 16.7%   | 76483 | 3.6%   | 82.28   | 1.2%  | 83.44      | 1.5%  |
| 2011/02/01  | 52648                    | -3.4%  | 21167 | -5.0%  | -31481 | -2.3%   | 73815 | -3.9%  | 81.31   | -1.1% | 82.17      | 0.1%  |
| 2011/01/25  | 54495                    | 17.8%  | 22277 | -13.4% | -32218 | 56.9%   | 76772 | 6.6%   | 82.20   | -0.5% | 82.10      | -0.6% |
| 2011/01/18  | 46258                    | 5.4%   | 25729 | 34.4%  | -20529 | -17.0%  | 71987 | 14.2%  | 82.61   | -0.7% | 82.58      | -0.4% |
| 2011/01/11  | 43884                    | -33.4% | 19148 | -28.7% | -24736 | -36.7%  | 63032 | -32.1% | 83.20   | 1.4%  | 82.94      | -0.1% |
| 2011/01/04  | 65924                    | 32.0%  | 26859 | 32.3%  | -39065 | 31.8%   | 92783 | 32.1%  | 82.03   | -0.5% | 83.02      | 2.3%  |
| 2010/12/28  | 49941                    | 45.8%  | 20300 | -6.5%  | -29641 | 136.6%  | 70241 | 25.5%  | 82.46   | -1.5% | 81.15      | -2.1% |
| 2010/12/21  | 34243                    | -2.2%  | 21714 | -2.5%  | -12529 | -1.6%   | 55957 | -2.3%  | 83.73   | 0.1%  | 82.86      | -1.3% |
| 2010/12/14  | 34996                    | -26.6% | 22261 | -8.7%  | -12735 | -45.3%  | 57257 | -20.5% | 83.63   | 0.2%  | 83.95      | 0.0%  |
| 2010/12/07  | 47661                    | -14.6% | 24373 | -5.5%  | -23288 | -22.4%  | 72034 | -11.7% | 83.48   | -0.2% | 83.91      | 1.6%  |
| 2010/11/30  | 55791                    | 9.0%   | 25785 | 7.6%   | -30006 | 10.3%   | 81576 | 8.6%   | 83.67   | 0.6%  | 82.62      | -1.8% |
| 2010/11/23  | 51161                    | 7.5%   | 23969 | -3.1%  | -27192 | 19.0%   | 75130 | 3.9%   | 83.16   | -0.1% | 84.10      | 0.8%  |
| 2010/11/16  | 47595                    | -12.3% | 24737 | 40.5%  | -22858 | -37.6%  | 72332 | 0.7%   | 83.26   | 1.8%  | 83.45      | 1.2%  |
| 2010/11/09  | 54256                    | -14.0% | 17602 | 6.0%   | -36654 | -21.1%  | 71858 | -9.8%  | 81.77   | 1.4%  | 82.50      | 1.5%  |
| 2010/11/02  | 63061                    | 2.9%   | 16606 | -8.6%  | -46455 | 7.7%    | 79667 | 0.2%   | 80.62   | -1.0% | 81.25      | 1.1%  |
| 2010/10/26  | 61305                    | -2.0%  | 18176 | 8.9%   | -43129 | -5.9%   | 79481 | 0.3%   | 81.40   | -0.2% | 80.39      | -1.2% |
| 2010/10/19  | 62554                    | -5.9%  | 16698 | -8.1%  | -45856 | -5.0%   | 79252 | -6.4%  | 81.56   | -0.2% | 81.35      | -0.1% |
| 2010/10/12  | 66463                    | -0.6%  | 18178 | 2.9%   | -48285 | -1.9%   | 84641 | 0.1%   | 81.76   | -1.7% | 81.43      | -0.6% |
| 2010/10/05  | 66866                    | 48.1%  | 17660 | 7.2%   | -49206 | 71.7%   | 84526 | 37.2%  | 83.21   | -0.8% | 81.90      | -1.6% |
| 2010/09/28  | 45136                    | 13.0%  | 16470 | -2.2%  | -28666 | 24.1%   | 61606 | 8.5%   | 83.88   | -1.4% | 83.19      | -1.2% |
| 2010/09/21  | 39948                    | -34.7% | 16848 | 24.1%  | -23100 | -51.5%  | 56796 | -24.1% | 85.09   | 2.5%  | 84.18      | -1.9% |
| 2010/09/14  | 61215                    |        | 13573 |        | -47642 |         | 74788 |        | 83.05   |       | 85.84      |       |

**JAPANESE YEN - CHICAGO MERCANTILE EXCHANGE  
FUTURES ONLY POSITIONS**

— 金曜終値 — 火曜終値 — Short枚数 — Long枚数 — 売り越し枚数



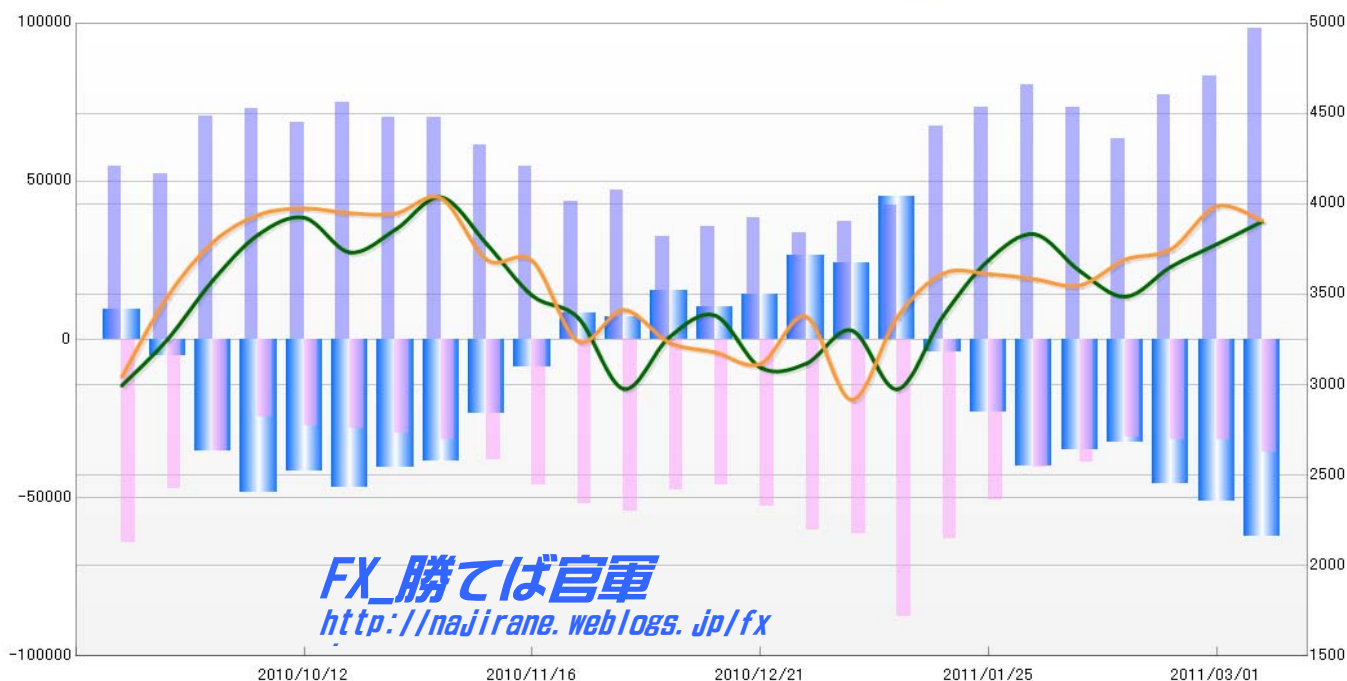
**EURO FX - CHICAGO MERCANTILE EXCHANGE  
FUTURES ONLY POSITIONS**

Code-099741  
2011/03/11 公表値

| Report_Date | Non Commercial Positions |        |       |        |        |         |        |        | 火曜締め終値 |       | 金曜締め終値 |       |
|-------------|--------------------------|--------|-------|--------|--------|---------|--------|--------|--------|-------|--------|-------|
|             | Long                     | 増減     | Short | 増減     | 売り越し   | 増減      | 売買計    | 増減     | Close  | 前週比   | Close  | 前週比   |
| 2011/03/08  | 98171                    | 18.1%  | 35877 | 12.8%  | -62294 | 21.4%   | 134048 | 16.7%  | 1.3903 | 0.9%  | 1.3907 | -0.6% |
| 2011/03/01  | 83104                    | 7.3%   | 31796 | -0.2%  | -51308 | 12.5%   | 114900 | 5.1%   | 1.3777 | 0.9%  | 1.3987 | 1.7%  |
| 2011/02/22  | 77454                    | 22.2%  | 31856 | 3.0%   | -45598 | 40.5%   | 109310 | 15.9%  | 1.3653 | 1.2%  | 1.3750 | 0.4%  |
| 2011/02/15  | 63395                    | -13.8% | 30931 | -20.2% | -32464 | -6.5%   | 94326  | -16.0% | 1.3487 | -1.0% | 1.3693 | 1.1%  |
| 2011/02/08  | 73502                    | -8.6%  | 38768 | -4.2%  | -34734 | -13.0%  | 112270 | -7.1%  | 1.3629 | -1.5% | 1.3550 | -0.3% |
| 2011/02/01  | 80381                    | 9.4%   | 40447 | -20.0% | -39934 | 74.4%   | 120828 | -2.6%  | 1.3833 | 1.1%  | 1.3585 | -0.2% |
| 2011/01/25  | 73488                    | 9.2%   | 50587 | -20.0% | -22901 | 457.3%  | 124075 | -4.9%  | 1.3689 | 2.3%  | 1.3613 | 0.0%  |
| 2011/01/18  | 67309                    | 58.9%  | 63200 | -27.8% | -4109  | -109.1% | 130509 | 0.5%   | 1.3379 | 3.1%  | 1.3615 | 1.8%  |
| 2011/01/11  | 42359                    | 14.2%  | 87541 | 42.8%  | 45182  | 86.7%   | 129900 | 32.0%  | 1.2975 | -2.5% | 1.3375 | 3.6%  |
| 2011/01/04  | 37102                    | 9.7%   | 61303 | 1.6%   | 24201  | -8.6%   | 98405  | 4.5%   | 1.3301 | 1.4%  | 1.2916 | -3.4% |
| 2010/12/28  | 33833                    | -12.4% | 60312 | 14.5%  | 26479  | 87.9%   | 94145  | 3.1%   | 1.3117 | 0.2%  | 1.3377 | 2.0%  |
| 2010/12/21  | 38604                    | 8.2%   | 52697 | 14.6%  | 14093  | 36.8%   | 91301  | 11.8%  | 1.3095 | -2.2% | 1.3115 | -0.5% |
| 2010/12/14  | 35689                    | 10.4%  | 45993 | -3.4%  | 10304  | -32.6%  | 81682  | 2.2%   | 1.3384 | 0.9%  | 1.3180 | -0.4% |
| 2010/12/07  | 32322                    | -31.6% | 47612 | -12.7% | 15290  | 111.0%  | 79934  | -21.5% | 1.3263 | 2.2%  | 1.3233 | -1.3% |
| 2010/11/30  | 47264                    | 8.2%   | 54512 | 4.9%   | 7248   | -12.6%  | 101776 | 6.4%   | 1.2977 | -2.9% | 1.3414 | 1.3%  |
| 2010/11/23  | 43670                    | -20.2% | 51963 | 12.7%  | 8293   | -196.4% | 95633  | -5.1%  | 1.3371 | -0.9% | 1.3240 | -3.2% |
| 2010/11/16  | 54708                    | -11.0% | 46102 | 20.7%  | -8606  | -63.0%  | 100810 | 1.1%   | 1.3492 | -2.1% | 1.3684 | -0.1% |
| 2010/11/09  | 61477                    | -12.4% | 38194 | 21.0%  | -23283 | -39.7%  | 99671  | -2.1%  | 1.3777 | -1.9% | 1.3691 | -2.4% |
| 2010/11/02  | 70185                    | 0.1%   | 31575 | 6.7%   | -38610 | -4.7%   | 101760 | 2.1%   | 1.4037 | 1.3%  | 1.4031 | 0.6%  |
| 2010/10/26  | 70109                    | -6.3%  | 29604 | 5.3%   | -40505 | -13.4%  | 99713  | -3.2%  | 1.3859 | 0.9%  | 1.3947 | 0.0%  |
| 2010/10/19  | 74855                    | 8.9%   | 28107 | 3.3%   | -46748 | 12.6%   | 102962 | 7.3%   | 1.3732 | -1.4% | 1.3949 | -0.2% |
| 2010/10/12  | 68718                    | -5.8%  | 27207 | 10.0%  | -41511 | -14.0%  | 95925  | -1.8%  | 1.3924 | 0.7%  | 1.3976 | 0.3%  |
| 2010/10/05  | 72979                    | 3.3%   | 24736 | -29.9% | -48243 | 36.5%   | 97715  | -7.8%  | 1.3832 | 1.9%  | 1.3940 | 1.1%  |
| 2010/09/28  | 70638                    | 35.1%  | 35308 | -25.2% | -35330 | 593.2%  | 105946 | 6.5%   | 1.3579 | 2.5%  | 1.3789 | 2.2%  |
| 2010/09/21  | 52300                    | -4.1%  | 47203 | -26.5% | -5097  | -152.9% | 99503  | -16.2% | 1.3251 | 2.0%  | 1.3488 | 3.4%  |
| 2010/09/14  | 54543                    |        | 64187 |        | 9644   |         | 118730 |        | 1.2995 |       | 1.3045 |       |


**EURO FX - CHICAGO MERCANTILE EXCHANGE  
FUTURES ONLY POSITIONS**

— 金曜締め週終値 — 火曜締め週終値 — Short枚数 — Long枚数 — 売り越し枚数



|                  | 2011/02/08   |        |         | 2011/02/15 |         |          | 2011/02/22 |         |         | 2011/03/01 |         |          | 2011/03/08 |         |         |
|------------------|--------------|--------|---------|------------|---------|----------|------------|---------|---------|------------|---------|----------|------------|---------|---------|
|                  | Long         | Short  | 売り越し    | Long       | Short   | 売り越し     | Long       | Short   | 売り越し    | Long       | Short   | 売り越し     | Long       | Short   | 売り越し    |
| JPY              | 56607        | 19876  | -36731  | 24389      | 42937   | 18548    | 23457      | 51203   | 27746   | 62396      | 21122   | -41274   | 43205      | 26549   | -16656  |
|                  | 前週比 枚数増減 (枚) |        |         | -32218     | 23061   | 55279    | -932       | 8266    | 9198    | 38939      | -30081  | -69020   | -19191     | 5427    | 24618   |
|                  | 前週比 枚数増減 (%) |        |         | -56.92%    | 116.02% | -150.50% | -3.82%     | 19.25%  | 49.59%  | 166.00%    | -58.75% | -248.76% | -30.76%    | 25.69%  | -59.65% |
| EUR              | 73502        | 38768  | -34734  | 63395      | 30931   | -32464   | 77454      | 31856   | -45598  | 83104      | 31796   | -51308   | 98171      | 35877   | -62294  |
|                  | 前週比 枚数増減 (枚) |        |         | -10107     | -7837   | 2270     | 14059      | 925     | -13134  | 5650       | -60     | -5710    | 15067      | 4081    | -10986  |
|                  | 前週比 枚数増減 (%) |        |         | -13.75%    | -20.22% | -6.54%   | 22.18%     | 2.99%   | 40.46%  | 7.29%      | -0.19%  | 12.52%   | 18.13%     | 12.83%  | 21.41%  |
| GBP              | 49204        | 24729  | -24475  | 68885      | 16313   | -52572   | 53097      | 17088   | -36009  | 52122      | 26313   | -25809   | 54967      | 21061   | -33906  |
|                  | 前週比 枚数増減 (枚) |        |         | 19681      | -8416   | -28097   | -15788     | 775     | 16563   | -975       | 9225    | 10200    | 2845       | -5252   | -8097   |
|                  | 前週比 枚数増減 (%) |        |         | 40.00%     | -34.03% | 114.80%  | -22.92%    | 4.75%   | -31.51% | -1.84%     | 53.99%  | -28.33%  | 5.46%      | -19.96% | 31.37%  |
| AUD              | 85741        | 13762  | -71979  | 70847      | 5333    | -65514   | 72726      | 6662    | -66064  | 80398      | 8545    | -71853   | 80756      | 7061    | -73695  |
|                  | 前週比 枚数増減 (枚) |        |         | -14894     | -8429   | 6465     | 1879       | 1329    | -550    | 7672       | 1883    | -5789    | 358        | -1484   | -1842   |
|                  | 前週比 枚数増減 (%) |        |         | -17.37%    | -61.25% | -8.98%   | 2.65%      | 24.92%  | 0.84%   | 10.55%     | 28.26%  | 8.76%    | 0.45%      | -17.37% | 2.56%   |
| CAD              | 72899        | 33109  | -39790  | 77018      | 4928    | -72090   | 72774      | 4426    | -68348  | 78365      | 5538    | -72827   | 81253      | 3709    | -77544  |
|                  | 前週比 枚数増減 (枚) |        |         | 4119       | -28181  | -32300   | -4244      | -502    | 3742    | 5591       | 1112    | -4479    | 2888       | -1829   | -4717   |
|                  | 前週比 枚数増減 (%) |        |         | 5.65%      | -85.12% | 81.18%   | -5.51%     | -10.19% | -5.19%  | 7.68%      | 25.12%  | 6.55%    | 3.69%      | -33.03% | 6.48%   |
| CHF              | 22686        | 14505  | -8181   | 17467      | 6949    | -10518   | 18326      | 6035    | -12291  | 29218      | 11201   | -18017   | 30841      | 7180    | -23661  |
|                  | 前週比 枚数増減 (枚) |        |         | -5219      | -7556   | -2337    | 859        | -914    | -1773   | 10892      | 5166    | -5726    | 1623       | -4021   | -5644   |
|                  | 前週比 枚数増減 (%) |        |         | -23.01%    | -52.09% | 28.57%   | 4.92%      | -13.15% | 16.86%  | 59.43%     | 85.60%  | 46.59%   | 5.55%      | -35.90% | 31.33%  |
| MXN              | 122615       | 18803  | -103812 | 116892     | 7796    | -109096  | 118448     | 4172    | -114276 | 101537     | 4335    | -97202   | 118812     | 5647    | -113165 |
|                  | 前週比 枚数増減 (枚) |        |         | -5723      | -11007  | -5284    | 1556       | -3624   | -5180   | -16911     | 163     | 17074    | 17275      | 1312    | -15963  |
|                  | 前週比 枚数増減 (%) |        |         | -4.67%     | -58.54% | 5.09%    | 1.33%      | -46.49% | 4.75%   | -14.28%    | 3.91%   | -14.94%  | 17.01%     | 30.27%  | 16.42%  |
| NZD              | 20804        | 9947   | -10857  | 18018      | 8208    | -9810    | 15975      | 7874    | -8101   | 15326      | 7915    | -7411    | 13467      | 9121    | -4346   |
|                  | 前週比 枚数増減 (枚) |        |         | -2786      | -1739   | 1047     | -2043      | -334    | 1709    | -649       | 41      | 690      | -1859      | 1206    | 3065    |
|                  | 前週比 枚数増減 (%) |        |         | -13.39%    | -17.48% | -9.64%   | -11.34%    | -4.07%  | -17.42% | -4.06%     | 0.52%   | -8.52%   | -12.13%    | 15.24%  | -41.36% |
| Total            | 504058       | 173499 | -330559 | 456911     | 123395  | -333516  | 452257     | 129316  | -322941 | 502466     | 116765  | -385701  | 521472     | 116205  | -405267 |
|                  | 前週比 枚数増減 (枚) |        |         | -47147     | -50104  | -2957    | -4654      | 5921    | 10575   | 50209      | -12551  | -62760   | 19006      | -560    | -19566  |
|                  | 前週比 枚数増減 (%) |        |         | -9.35%     | -28.88% | 0.89%    | -1.02%     | 4.80%   | -3.17%  | 11.10%     | -9.71%  | 19.43%   | 3.78%      | -0.48%  | 5.07%   |
| Total<br>(MXN除く) | 381443       | 154696 | -226747 | 340019     | 115599  | -224420  | 333809     | 125144  | -208665 | 400929     | 112430  | -288499  | 402660     | 110558  | -292102 |
|                  | 前週比 枚数増減 (枚) |        |         | -41424     | -39097  | 2327     | -6210      | 9545    | 15755   | 67120      | -12714  | -79834   | 1731       | -1872   | -3603   |
|                  | 前週比 枚数増減 (%) |        |         | -10.86%    | -25.27% | -1.03%   | -1.83%     | 8.26%   | -7.02%  | 20.11%     | -10.16% | 38.26%   | 0.43%      | -1.67%  | 1.25%   |

### 直近5週 CFTC IMM主要7通貨の構成



FX 勝てば官軍  
http://majirane.weblogs.jp/fx/

JAPANESE YEN - CHICAGO MERCANTILE EXCHANGE  
FUTURES ONLY POSITIONS

Code-097741  
2011/03/11 公表値

| Date       | 投機筋集計 |       |        |       | 実需筋集計 |       |        |        | 投機筋+実需筋合計 |        |        |        | ドル円終値 |       |
|------------|-------|-------|--------|-------|-------|-------|--------|--------|-----------|--------|--------|--------|-------|-------|
|            | 円買い   | 円売り   | 売り越し   | 売買計   | 円買い   | 円売り   | 売り越し   | 売買計    | 円買い       | 円売り    | 売り越し   | 売買計    | 火曜締め  | 金曜締め  |
| 2011/03/08 | 43205 | 26549 | -16656 | 69754 | 60542 | 68760 | 8218   | 129302 | 103747    | 95309  | -8438  | 199056 | 82.66 | 81.89 |
| 2011/03/01 | 62396 | 21122 | -41274 | 83518 | 47763 | 79625 | 31862  | 127388 | 110159    | 100747 | -9412  | 210906 | 81.91 | 82.32 |
| 2011/02/22 | 23457 | 51203 | 27746  | 74660 | 78336 | 37856 | -40480 | 116192 | 101793    | 89059  | -12734 | 190852 | 82.73 | 81.67 |
| 2011/02/15 | 24389 | 42937 | 18548  | 67326 | 71070 | 37558 | -33512 | 108628 | 95459     | 80495  | -14964 | 175954 | 83.72 | 83.18 |
| 2011/02/08 | 56607 | 19876 | -36731 | 76483 | 34434 | 63374 | 28940  | 97808  | 91041     | 83250  | -7791  | 174291 | 82.28 | 83.44 |
| 2011/02/01 | 52648 | 21167 | -31481 | 73815 | 36222 | 61666 | 25444  | 97888  | 88870     | 82833  | -6037  | 171703 | 81.31 | 82.17 |
| 2011/01/25 | 54495 | 22277 | -32218 | 76772 | 36405 | 63818 | 27413  | 100223 | 90900     | 86095  | -4805  | 176995 | 82.20 | 82.10 |
| 2011/01/18 | 46258 | 25729 | -20529 | 71987 | 38744 | 53151 | 14407  | 91895  | 85002     | 78880  | -6122  | 163882 | 82.61 | 82.58 |
| 2011/01/11 | 43884 | 19148 | -24736 | 63032 | 39826 | 57651 | 17825  | 97477  | 83710     | 76799  | -6911  | 160509 | 83.20 | 82.94 |
| 2011/01/04 | 65924 | 26859 | -39065 | 92783 | 35714 | 74487 | 38773  | 110201 | 101638    | 101346 | -292   | 202984 | 82.03 | 83.02 |
| 2010/12/28 | 49941 | 20300 | -29641 | 70241 | 35204 | 59053 | 23849  | 94257  | 85145     | 79353  | -5792  | 164498 | 82.46 | 81.15 |
| 2010/12/21 | 34243 | 21714 | -12529 | 55957 | 36574 | 38943 | 2369   | 75517  | 70817     | 60657  | -10160 | 131474 | 83.73 | 82.86 |
| 2010/12/14 | 34996 | 22261 | -12735 | 57257 | 41019 | 43890 | 2871   | 84909  | 76015     | 66151  | -9864  | 142166 | 83.63 | 83.95 |
| 2010/12/07 | 47661 | 24373 | -23288 | 72034 | 55384 | 74207 | 18823  | 129591 | 103045    | 98580  | -4465  | 201625 | 83.48 | 83.91 |
| 2010/11/30 | 55791 | 25785 | -30006 | 81576 | 51521 | 75586 | 24065  | 127107 | 107312    | 101371 | -5941  | 208683 | 83.67 | 82.62 |
| 2010/11/23 | 51161 | 23969 | -27192 | 75130 | 51366 | 74625 | 23259  | 125991 | 102527    | 98594  | -3933  | 201121 | 83.16 | 84.10 |
| 2010/11/16 | 47595 | 24737 | -22858 | 72332 | 54366 | 73253 | 18887  | 127619 | 101961    | 97990  | -3971  | 199951 | 83.26 | 83.45 |
| 2010/11/09 | 54256 | 17602 | -36654 | 71858 | 51645 | 85735 | 34090  | 137380 | 105901    | 103337 | -2564  | 209238 | 81.77 | 82.50 |
| 2010/11/02 | 63061 | 16606 | -46455 | 79667 | 45614 | 95686 | 50072  | 141300 | 108675    | 112292 | 3617   | 220967 | 80.62 | 81.25 |
| 2010/10/26 | 61305 | 18176 | -43129 | 79481 | 48456 | 91135 | 42679  | 139591 | 109761    | 109311 | -450   | 219072 | 81.40 | 80.39 |
| 2010/10/19 | 62554 | 16698 | -45856 | 79252 | 47485 | 91956 | 44471  | 139441 | 110039    | 108654 | -1385  | 218693 | 81.56 | 81.35 |
| 2010/10/12 | 66463 | 18178 | -48285 | 84641 | 48326 | 98217 | 49891  | 146543 | 114789    | 116395 | 1606   | 231184 | 81.76 | 81.43 |
| 2010/10/05 | 66866 | 17660 | -49206 | 84526 | 44606 | 96417 | 51811  | 141023 | 111472    | 114077 | 2605   | 225549 | 83.21 | 81.90 |
| 2010/09/28 | 45136 | 16470 | -28666 | 61606 | 45380 | 77232 | 31852  | 122612 | 90516     | 93702  | 3186   | 184218 | 83.88 | 83.19 |
| 2010/09/21 | 39948 | 16848 | -23100 | 56796 | 46822 | 73279 | 26457  | 120101 | 86770     | 90127  | 3357   | 176897 | 85.09 | 84.18 |
| 2010/09/14 | 61215 | 13573 | -47642 | 74788 | 43822 | 93631 | 49809  | 137453 | 105037    | 107204 | 2167   | 212241 | 83.05 | 85.84 |

JAPANESE YEN - CHICAGO MERCANTILE EXCHANGE  
FUTURES ONLY POSITIONS Code-097741

