

**JAPANESE YEN - CHICAGO MERCANTILE EXCHANGE
FUTURES ONLY POSITIONS**

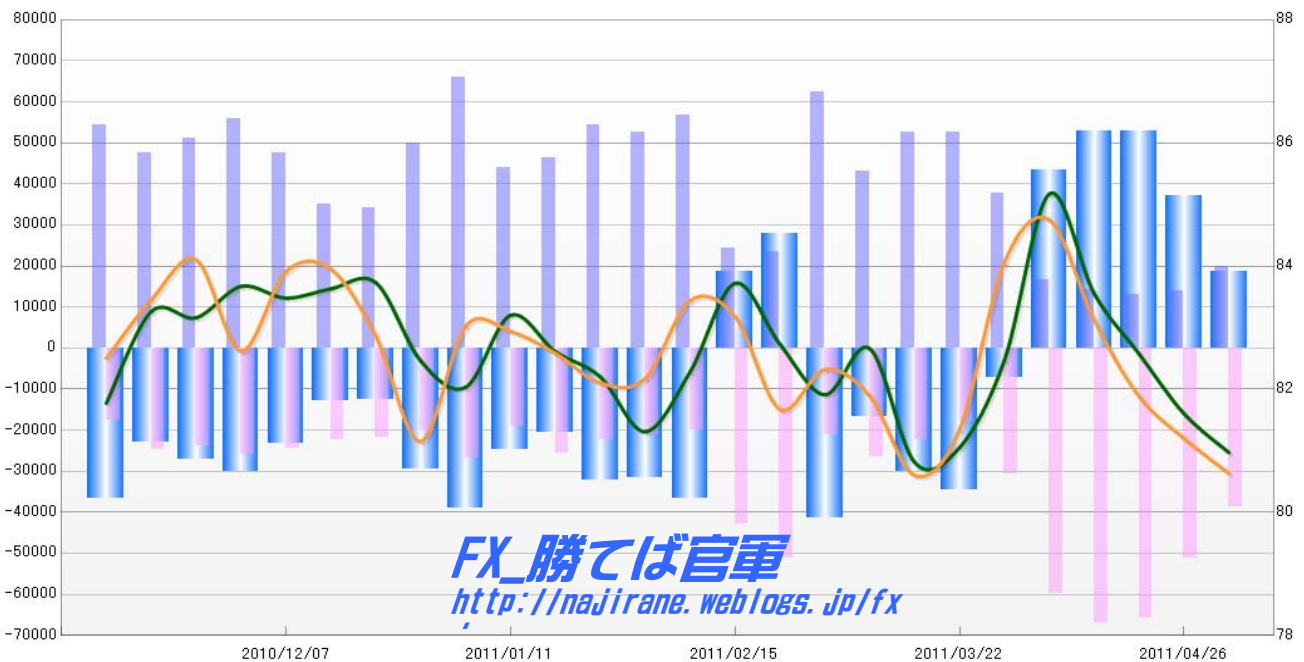
Code-097741

2011/05/06 NYクローズ時公表値

| Report_Date | Non Commercial Positions | | | | | | | | 火曜締めドル円 | | 週末締めドル円レート | |
|-------------|--------------------------|--------|-------|--------|--------|---------|-------|--------|---------|-------|------------|-------|
| | Long | 増減 | Short | 増減 | 売り越し | 増減 | 売買計 | 増減 | Close | 前週比 | Close | 前週比 |
| 2011/05/03 | 19779 | 40.6% | 38598 | -24.4% | 18819 | -49.1% | 58377 | -10.4% | 80.97 | -0.8% | 80.63 | -0.7% |
| 2011/04/26 | 14063 | 8.7% | 51060 | -22.5% | 36997 | -30.2% | 65123 | -17.4% | 81.60 | -1.2% | 81.20 | -0.8% |
| 2011/04/19 | 12935 | -8.8% | 65918 | -1.7% | 52983 | 0.2% | 78853 | -2.9% | 82.57 | -1.2% | 81.88 | -1.5% |
| 2011/04/12 | 14183 | -14.1% | 67060 | 12.2% | 52877 | 22.3% | 81243 | 6.5% | 83.55 | -1.9% | 83.12 | -1.9% |
| 2011/04/05 | 16516 | -56.2% | 59747 | 94.7% | 43231 | -713.0% | 76263 | 11.5% | 85.17 | 3.3% | 84.75 | 0.8% |
| 2011/03/29 | 37737 | -28.1% | 30685 | 70.9% | -7052 | -79.6% | 68422 | -2.9% | 82.47 | 1.8% | 84.06 | 3.3% |
| 2011/03/22 | 52484 | -0.2% | 17959 | -19.7% | -34525 | 14.2% | 70443 | -6.0% | 81.05 | 0.3% | 81.34 | 0.9% |
| 2011/03/15 | 52603 | 21.8% | 22373 | -15.7% | -30230 | 81.5% | 74976 | 7.5% | 80.81 | -2.3% | 80.60 | -1.5% |
| 2011/03/08 | 43205 | -30.8% | 26549 | 25.7% | -16656 | -59.6% | 69754 | -16.5% | 82.68 | 0.9% | 81.85 | -0.6% |
| 2011/03/01 | 62396 | 166.0% | 21122 | -58.7% | -41274 | -248.8% | 83518 | 11.9% | 81.91 | -1.1% | 82.32 | 0.8% |
| 2011/02/22 | 23457 | -3.8% | 51203 | 19.3% | 27746 | 49.6% | 74660 | 10.9% | 82.78 | -1.1% | 81.68 | -1.8% |
| 2011/02/15 | 24389 | -56.9% | 42937 | 116.0% | 18548 | -150.5% | 67326 | -12.0% | 83.72 | 1.8% | 83.18 | -0.3% |
| 2011/02/08 | 56607 | 7.5% | 19876 | -6.1% | -36731 | 16.7% | 76483 | 3.6% | 82.28 | 1.1% | 83.44 | 1.5% |
| 2011/02/01 | 52648 | -3.4% | 21167 | -5.0% | -31481 | -2.3% | 73815 | -3.9% | 81.37 | -1.0% | 82.19 | 0.1% |
| 2011/01/25 | 54495 | 17.8% | 22277 | -13.4% | -32218 | 56.9% | 76772 | 6.6% | 82.20 | -0.5% | 82.12 | -0.6% |
| 2011/01/18 | 46258 | 5.4% | 25729 | 34.4% | -20529 | -17.0% | 71987 | 14.2% | 82.61 | -0.9% | 82.58 | -0.3% |
| 2011/01/11 | 43884 | -33.4% | 19148 | -28.7% | -24736 | -36.7% | 63032 | -32.1% | 83.33 | 1.5% | 82.86 | -0.3% |
| 2011/01/04 | 65924 | 32.0% | 26859 | 32.3% | -39065 | 31.8% | 92783 | 32.1% | 82.09 | -0.4% | 83.14 | 2.5% |
| 2010/12/28 | 49941 | 45.8% | 20300 | -6.5% | -29641 | 136.6% | 70241 | 25.5% | 82.41 | -1.6% | 81.15 | -2.1% |
| 2010/12/21 | 34243 | -2.2% | 21714 | -2.5% | -12529 | -1.6% | 55957 | -2.3% | 83.74 | 0.1% | 82.86 | -1.3% |
| 2010/12/14 | 34996 | -26.6% | 22261 | -8.7% | -12735 | -45.3% | 57257 | -20.5% | 83.63 | 0.2% | 83.97 | 0.0% |
| 2010/12/07 | 47661 | -14.6% | 24373 | -5.5% | -23288 | -22.4% | 72034 | -11.7% | 83.47 | -0.2% | 83.94 | 1.7% |
| 2010/11/30 | 55791 | 9.0% | 25785 | 7.6% | -30006 | 10.3% | 81576 | 8.6% | 83.66 | 0.6% | 82.53 | -1.9% |
| 2010/11/23 | 51161 | 7.5% | 23969 | -3.1% | -27192 | 19.0% | 75130 | 3.9% | 83.13 | -0.3% | 84.09 | 0.7% |
| 2010/11/16 | 47595 | -12.3% | 24737 | 40.5% | -22858 | -37.6% | 72332 | 0.7% | 83.38 | 2.1% | 83.52 | 1.3% |
| 2010/11/09 | 54256 | | 17602 | | -36654 | | 71858 | | 81.64 | | 82.48 | |

**JAPANESE YEN - CHICAGO MERCANTILE EXCHANGE
FUTURES ONLY POSITIONS**

— 金曜終値 — 火曜終値 — Short枚数 — Long枚数 — 売り越し枚数



FX_勝てば官軍
<http://najirane.weblogs.jp/fx>

EURO FX - CHICAGO MERCANTILE EXCHANGE

Code-099741

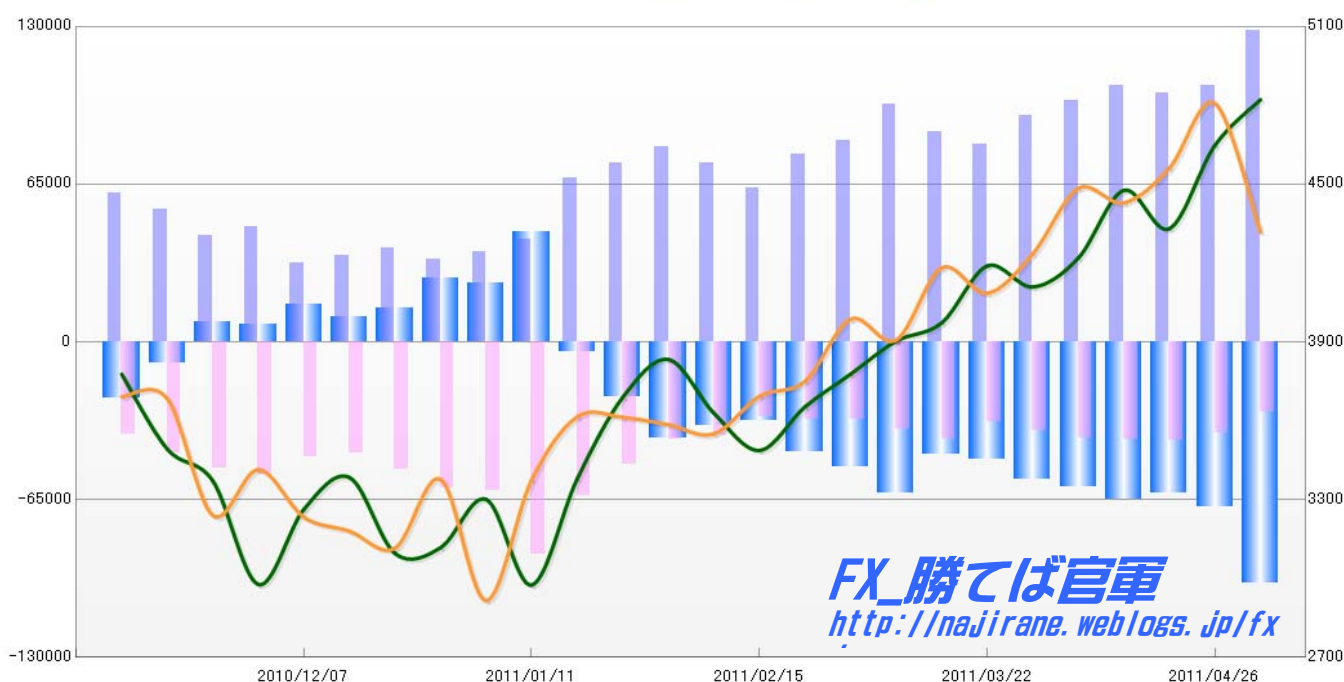
FUTURES ONLY POSITIONS

2011/05/06 NYクローズ時公表値

| Report_Date | Non Commercial Positions | | | | | | | | 火曜締め終値 | | 金曜締め終値 | |
|-------------|--------------------------|--------|-------|--------|--------|---------|--------|--------|--------|-------|--------|-------|
| | Long | 増減 | Short | 増減 | 売り越し | 増減 | 売買計 | 増減 | Close | 前週比 | Close | 前週比 |
| 2011/05/03 | 128460 | 21.6% | 28944 | -22.6% | -99516 | 45.7% | 157404 | 10.0% | 1.4822 | 1.2% | 1.4317 | -3.3% |
| 2011/04/26 | 105683 | 2.9% | 37404 | -7.6% | -68279 | 9.8% | 143087 | -0.1% | 1.4648 | 2.2% | 1.4808 | 1.7% |
| 2011/04/19 | 102686 | -2.6% | 40491 | 0.1% | -62195 | -4.3% | 143177 | -1.8% | 1.4331 | -1.0% | 1.4561 | 0.9% |
| 2011/04/12 | 105425 | 6.1% | 40440 | 2.3% | -64985 | 8.6% | 145865 | 5.0% | 1.4477 | 1.8% | 1.4429 | -0.4% |
| 2011/04/05 | 99405 | 6.9% | 39548 | 8.6% | -59857 | 5.7% | 138953 | 7.4% | 1.4219 | 0.8% | 1.4484 | 1.7% |
| 2011/03/29 | 93031 | 14.0% | 36401 | 9.6% | -56630 | 17.1% | 129432 | 12.8% | 1.4109 | -0.6% | 1.4235 | 1.1% |
| 2011/03/22 | 81574 | -5.7% | 33221 | -17.3% | -48353 | 4.4% | 114795 | -9.4% | 1.4189 | 1.6% | 1.4085 | -0.7% |
| 2011/03/15 | 86506 | -11.9% | 40190 | 12.0% | -46316 | -25.6% | 126696 | -5.5% | 1.3972 | 0.5% | 1.4182 | 2.0% |
| 2011/03/08 | 98171 | 18.1% | 35877 | 12.8% | -62294 | 21.4% | 134048 | 16.7% | 1.3902 | 0.9% | 1.3902 | -0.6% |
| 2011/03/01 | 83104 | 7.3% | 31796 | -0.2% | -51308 | 12.5% | 114900 | 5.1% | 1.3777 | 0.9% | 1.3987 | 1.7% |
| 2011/02/22 | 77454 | 22.2% | 31856 | 3.0% | -45598 | 40.5% | 109310 | 15.9% | 1.3655 | 1.2% | 1.3749 | 0.4% |
| 2011/02/15 | 63395 | -13.8% | 30931 | -20.2% | -32464 | -6.5% | 94326 | -16.0% | 1.3487 | -1.0% | 1.3693 | 1.1% |
| 2011/02/08 | 73502 | -8.6% | 38768 | -4.2% | -34734 | -13.0% | 112270 | -7.1% | 1.3629 | -1.4% | 1.3550 | -0.2% |
| 2011/02/01 | 80381 | 9.4% | 40447 | -20.0% | -39934 | 74.4% | 120828 | -2.6% | 1.3825 | 1.1% | 1.3583 | -0.2% |
| 2011/01/25 | 73488 | 9.2% | 50587 | -20.0% | -22901 | 457.3% | 124075 | -4.9% | 1.3681 | 2.2% | 1.3611 | -0.1% |
| 2011/01/18 | 67309 | 58.9% | 63200 | -27.8% | -4109 | -109.1% | 130509 | 0.5% | 1.3386 | 3.2% | 1.3621 | 1.8% |
| 2011/01/11 | 42359 | 14.2% | 87541 | 42.8% | 45182 | 86.7% | 129900 | 32.0% | 1.2971 | -2.5% | 1.3386 | 3.7% |
| 2011/01/04 | 37102 | 9.7% | 61303 | 1.6% | 24201 | -8.6% | 98405 | 4.5% | 1.3310 | 1.5% | 1.2909 | -3.6% |
| 2010/12/28 | 33833 | -12.4% | 60312 | 14.5% | 26479 | 87.9% | 94145 | 3.1% | 1.3109 | 0.1% | 1.3386 | 2.1% |
| 2010/12/21 | 38604 | 8.2% | 52697 | 14.6% | 14093 | 36.8% | 91301 | 11.8% | 1.3099 | -2.1% | 1.3112 | -0.6% |
| 2010/12/14 | 35689 | 10.4% | 45993 | -3.4% | 10304 | -32.6% | 81682 | 2.2% | 1.3379 | 0.9% | 1.3188 | -0.3% |
| 2010/12/07 | 32322 | -31.6% | 47612 | -12.7% | 15290 | 111.0% | 79934 | -21.5% | 1.3265 | 2.2% | 1.3226 | -1.4% |
| 2010/11/30 | 47264 | 8.2% | 54512 | 4.9% | 7248 | -12.6% | 101776 | 6.4% | 1.2981 | -3.0% | 1.3413 | 1.3% |
| 2010/11/23 | 43670 | -20.2% | 51963 | 12.7% | 8293 | -196.4% | 95633 | -5.1% | 1.3379 | -0.8% | 1.3240 | -3.2% |
| 2010/11/16 | 54708 | -11.0% | 46102 | 20.7% | -8606 | -63.0% | 100810 | 1.1% | 1.3483 | -2.0% | 1.3672 | -0.1% |
| 2010/11/09 | 61477 | | 38194 | | -23283 | | 99671 | | 1.3763 | | 1.3690 | |

EURO FX - CHICAGO MERCANTILE EXCHANGE
FUTURES ONLY POSITIONS

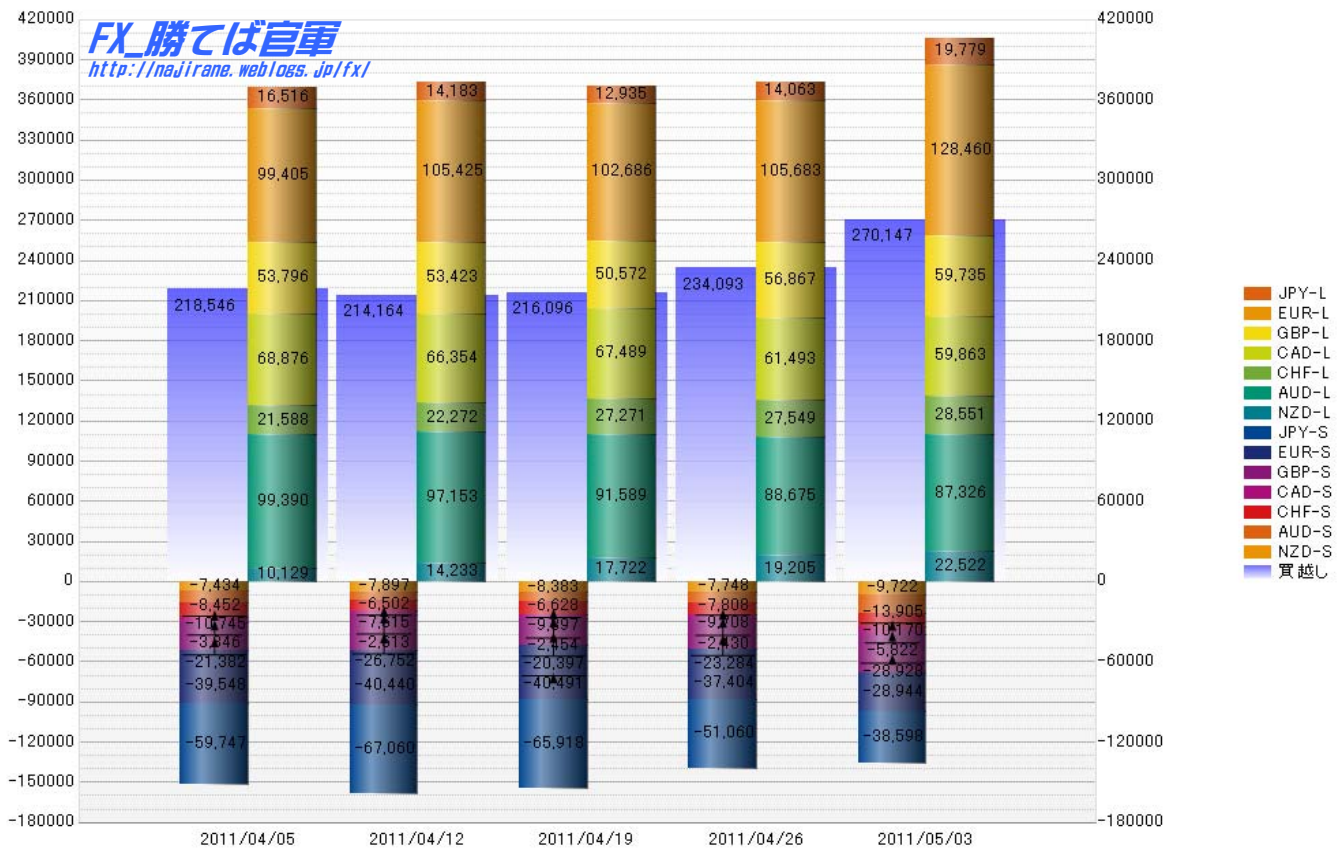
— 金曜締め週終値 — 火曜締め週終値 — Short枚数 — Long枚数 — 売り越し枚数



FX_勝てば官軍
<http://najirane.weblogs.jp/fx>

| | 2011/04/05 | | | 2011/04/12 | | | 2011/04/19 | | | 2011/04/26 | | | 2011/05/03 | | |
|------------------|--------------|--------|---------|------------|---------|---------|------------|---------|---------|------------|---------|---------|------------|---------|---------|
| | Long | Short | 売り越し | Long | Short | 売り越し | Long | Short | 売り越し | Long | Short | 売り越し | Long | Short | 売り越し |
| JPY | 16516 | 59747 | 43231 | 14183 | 67060 | 52877 | 12935 | 65918 | 52983 | 14063 | 51060 | 36997 | 19779 | 38598 | 18819 |
| | 前週比 枚数増減 (枚) | | | -2333 | 7313 | 9646 | -1248 | -1142 | 106 | 1128 | -14858 | -15986 | 5716 | -12462 | -18178 |
| | 前週比 枚数増減 (%) | | | -14.13% | 12.24% | 22.31% | -8.80% | -1.70% | 0.20% | 8.72% | -22.54% | -30.17% | 40.65% | -24.41% | -49.13% |
| EUR | 99405 | 39548 | -59857 | 105425 | 40440 | -64985 | 102686 | 40491 | -62195 | 105683 | 37404 | -68279 | 128460 | 28944 | -99516 |
| | 前週比 枚数増減 (枚) | | | 6020 | 892 | -5128 | -2739 | 51 | 2790 | 2997 | -3087 | -6084 | 22777 | -8460 | -31237 |
| | 前週比 枚数増減 (%) | | | 6.06% | 2.26% | 8.57% | -2.60% | 0.13% | -4.29% | 2.92% | -7.62% | 9.78% | 21.55% | -22.62% | 45.75% |
| GBP | 53796 | 21382 | -32414 | 53423 | 26752 | -26671 | 50572 | 20397 | -30175 | 56867 | 23284 | -33583 | 59735 | 28928 | -30807 |
| | 前週比 枚数増減 (枚) | | | -373 | 5370 | 5743 | -2851 | -6355 | -3504 | 6295 | 2887 | -3408 | 2868 | 5644 | 2776 |
| | 前週比 枚数増減 (%) | | | -0.69% | 25.11% | -17.72% | -5.34% | -23.76% | 13.14% | 12.45% | 14.15% | 11.29% | 5.04% | 24.24% | -8.27% |
| AUD | 99390 | 8452 | -90938 | 97153 | 6502 | -90651 | 91589 | 6628 | -84961 | 88675 | 7808 | -80867 | 87326 | 13905 | -73421 |
| | 前週比 枚数増減 (枚) | | | -2237 | -1950 | 287 | -5564 | 126 | 5690 | -2914 | 1180 | 4094 | -1349 | 6097 | 7446 |
| | 前週比 枚数増減 (%) | | | -2.25% | -23.07% | -0.32% | -5.73% | 1.94% | -6.28% | -3.18% | 17.80% | -4.82% | -1.52% | 78.09% | -9.21% |
| CAD | 68876 | 3846 | -65030 | 66354 | 2613 | -63741 | 67489 | 2454 | -65035 | 61493 | 2430 | -59063 | 59863 | 5822 | -54041 |
| | 前週比 枚数増減 (枚) | | | -2522 | -1233 | 1289 | 1135 | -159 | -1294 | -5996 | -24 | 5972 | -1630 | 3392 | 5022 |
| | 前週比 枚数増減 (%) | | | -3.66% | -32.06% | -1.98% | 1.71% | -6.08% | 2.03% | -8.88% | -0.98% | -9.18% | -2.65% | 139.59% | -8.50% |
| CHF | 21588 | 10745 | -10843 | 22272 | 7615 | -14657 | 27271 | 9897 | -17374 | 27549 | 9708 | -17841 | 28551 | 10170 | -18381 |
| | 前週比 枚数増減 (枚) | | | 684 | -3130 | -3814 | 4999 | 2282 | -2717 | 278 | -189 | -467 | 1002 | 462 | -540 |
| | 前週比 枚数増減 (%) | | | 3.17% | -29.13% | 35.17% | 22.45% | 29.97% | 18.54% | 1.02% | -1.91% | 2.69% | 3.64% | 4.76% | 3.03% |
| NZD | 10129 | 7434 | -2695 | 14233 | 7897 | -6336 | 17722 | 8383 | -9339 | 19205 | 7748 | -11457 | 22522 | 9722 | -12800 |
| | 前週比 枚数増減 (枚) | | | 4104 | 463 | -3641 | 3489 | 486 | -3003 | 1483 | -635 | -2118 | 3317 | 1974 | -1343 |
| | 前週比 枚数増減 (%) | | | 40.52% | 6.23% | 135.10% | 24.51% | 6.15% | 47.40% | 8.37% | -7.57% | 22.68% | 17.27% | 25.48% | 11.72% |
| MXN | 126414 | 7352 | -119062 | 131688 | 6842 | -124846 | 142812 | 8683 | -134129 | 138516 | 6710 | -131806 | 127995 | 3735 | -124260 |
| | 前週比 枚数増減 (枚) | | | 5274 | -510 | -5784 | 11124 | 1841 | -9283 | -4296 | -1973 | 2323 | -10521 | -2975 | 7546 |
| | 前週比 枚数増減 (%) | | | 4.17% | -6.94% | 4.86% | 8.45% | 26.91% | 7.44% | -3.01% | -22.72% | -1.73% | -7.60% | -44.34% | -5.73% |
| Total | 496114 | 158506 | -337608 | 504731 | 165721 | -339010 | 513076 | 162851 | -350225 | 512051 | 146152 | -365899 | 534231 | 139824 | -394407 |
| | 前週比 枚数増減 (枚) | | | 8617 | 7215 | -1402 | 8345 | -2870 | -11215 | -1025 | -16699 | -15674 | 22180 | -6328 | -28508 |
| | 前週比 枚数増減 (%) | | | 1.74% | 4.55% | 0.42% | 1.65% | -1.73% | 3.31% | -0.20% | -10.25% | 4.48% | 4.33% | -4.33% | 7.79% |
| Total (MXN除く) | 369700 | 151154 | -218546 | 373043 | 158879 | -214164 | 370264 | 154168 | -216096 | 373535 | 139442 | -234093 | 406236 | 136089 | -270147 |
| | 前週比 枚数増減 (枚) | | | 3343 | 7725 | 4382 | -2779 | -4711 | -1932 | 3271 | -14726 | -17997 | 32701 | -3353 | -36054 |
| | 前週比 枚数増減 (%) | | | 0.90% | 5.11% | -2.01% | -0.74% | -2.97% | 0.90% | 0.88% | -9.55% | 8.33% | 8.75% | -2.40% | 15.40% |

直近5週 CFTC IMM主要7通貨の構成



JAPANESE YEN - CHICAGO MERCANTILE EXCHANGE
FUTURES ONLY POSITIONS

Code-097741
2011/05/06 公表値

| Date | 投機筋集計 | | | | 実需筋集計 | | | | 投機筋+実需筋合計 | | | | ドル円終値 | |
|------------|-------|-------|--------|-------|-------|-------|--------|--------|-----------|--------|--------|--------|-------|-------|
| | 円買い | 円売り | 売り越し | 売買計 | 円買い | 円売り | 売り越し | 売買計 | 円買い | 円売り | 売り越し | 売買計 | 火曜締め | 金曜締め |
| 2011/05/03 | 19779 | 38598 | 18819 | 58377 | 58959 | 27519 | -31440 | 86478 | 78738 | 66117 | -12621 | 144855 | 80.97 | 80.63 |
| 2011/04/26 | 14063 | 51060 | 36997 | 65123 | 76538 | 22612 | -53926 | 99150 | 90601 | 73672 | -16929 | 164273 | 81.60 | 81.20 |
| 2011/04/19 | 12935 | 65918 | 52983 | 78853 | 96035 | 21785 | -74250 | 117820 | 108970 | 87703 | -21267 | 196673 | 82.57 | 81.88 |
| 2011/04/12 | 14183 | 67060 | 52877 | 81243 | 95231 | 18248 | -76983 | 113479 | 109414 | 85308 | -24106 | 194722 | 83.55 | 83.12 |
| 2011/04/05 | 16516 | 59747 | 43231 | 76263 | 81153 | 19159 | -61994 | 100312 | 97669 | 78906 | -18763 | 176575 | 85.17 | 84.75 |
| 2011/03/29 | 37737 | 30685 | -7052 | 68422 | 33152 | 38976 | 5824 | 72128 | 70889 | 69661 | -1228 | 140550 | 82.47 | 84.06 |
| 2011/03/22 | 52484 | 17959 | -34525 | 70443 | 30066 | 65912 | 35846 | 95978 | 82550 | 83871 | 1321 | 166421 | 81.05 | 81.34 |
| 2011/03/15 | 52603 | 22373 | -30230 | 74976 | 29577 | 56979 | 27402 | 86556 | 82180 | 79352 | -2828 | 161532 | 80.81 | 80.60 |
| 2011/03/08 | 43205 | 26549 | -16656 | 69754 | 60542 | 68760 | 8218 | 129302 | 103747 | 95309 | -8438 | 199056 | 82.68 | 81.85 |
| 2011/03/01 | 62396 | 21122 | -41274 | 83518 | 47763 | 79625 | 31862 | 127388 | 110159 | 100747 | -9412 | 210906 | 81.91 | 82.32 |
| 2011/02/22 | 23457 | 51203 | 27746 | 74660 | 78336 | 37856 | -40480 | 116192 | 101793 | 89059 | -12734 | 190852 | 82.78 | 81.68 |
| 2011/02/15 | 24389 | 42937 | 18548 | 67326 | 71070 | 37558 | -33512 | 108628 | 95459 | 80495 | -14964 | 175954 | 83.72 | 83.18 |
| 2011/02/08 | 56607 | 19876 | -36731 | 76483 | 34434 | 63374 | 28940 | 97808 | 91041 | 83250 | -7791 | 174291 | 82.28 | 83.44 |
| 2011/02/01 | 52648 | 21167 | -31481 | 73815 | 36222 | 61666 | 25444 | 97888 | 88870 | 82833 | -6037 | 171703 | 81.37 | 82.19 |
| 2011/01/25 | 54495 | 22277 | -32218 | 76772 | 36405 | 63818 | 27413 | 100223 | 90900 | 86095 | -4805 | 176995 | 82.20 | 82.12 |
| 2011/01/18 | 46258 | 25729 | -20529 | 71987 | 38744 | 53151 | 14407 | 91895 | 85002 | 78880 | -6122 | 163882 | 82.61 | 82.58 |
| 2011/01/11 | 43884 | 19148 | -24736 | 63032 | 39826 | 57651 | 17825 | 97477 | 83710 | 76799 | -6911 | 160509 | 83.33 | 82.86 |
| 2011/01/04 | 65924 | 26859 | -39065 | 92783 | 35714 | 74487 | 38773 | 110201 | 101638 | 101346 | -292 | 202984 | 82.09 | 83.14 |
| 2010/12/28 | 49941 | 20300 | -29641 | 70241 | 35204 | 59053 | 23849 | 94257 | 85145 | 79353 | -5792 | 164498 | 82.41 | 81.15 |
| 2010/12/21 | 34243 | 21714 | -12529 | 55957 | 36574 | 38943 | 2369 | 75517 | 70817 | 60657 | -10160 | 131474 | 83.74 | 82.86 |
| 2010/12/14 | 34996 | 22261 | -12735 | 57257 | 41019 | 43890 | 2871 | 84909 | 76015 | 66151 | -9864 | 142166 | 83.63 | 83.97 |
| 2010/12/07 | 47661 | 24373 | -23288 | 72034 | 55384 | 74207 | 18823 | 129591 | 103045 | 98580 | -4465 | 201625 | 83.47 | 83.94 |
| 2010/11/30 | 55791 | 25785 | -30006 | 81576 | 51521 | 75586 | 24065 | 127107 | 107312 | 101371 | -5941 | 208683 | 83.66 | 82.53 |
| 2010/11/23 | 51161 | 23969 | -27192 | 75130 | 51366 | 74625 | 23259 | 125991 | 102527 | 98594 | -3933 | 201121 | 83.13 | 84.09 |
| 2010/11/16 | 47595 | 24737 | -22858 | 72332 | 54366 | 73253 | 18887 | 127619 | 101961 | 97990 | -3971 | 199951 | 83.38 | 83.52 |
| 2010/11/09 | 54256 | 17602 | -36654 | 71858 | 51645 | 85735 | 34090 | 137380 | 105901 | 103337 | -2564 | 209238 | 81.64 | 82.48 |

JAPANESE YEN - CHICAGO MERCANTILE EXCHANGE
FUTURES ONLY POSITIONS Code-097741

