

JAPANESE YEN - CHICAGO MERCANTILE EXCHANGE
2011/06/14 ~ 2011/12/06

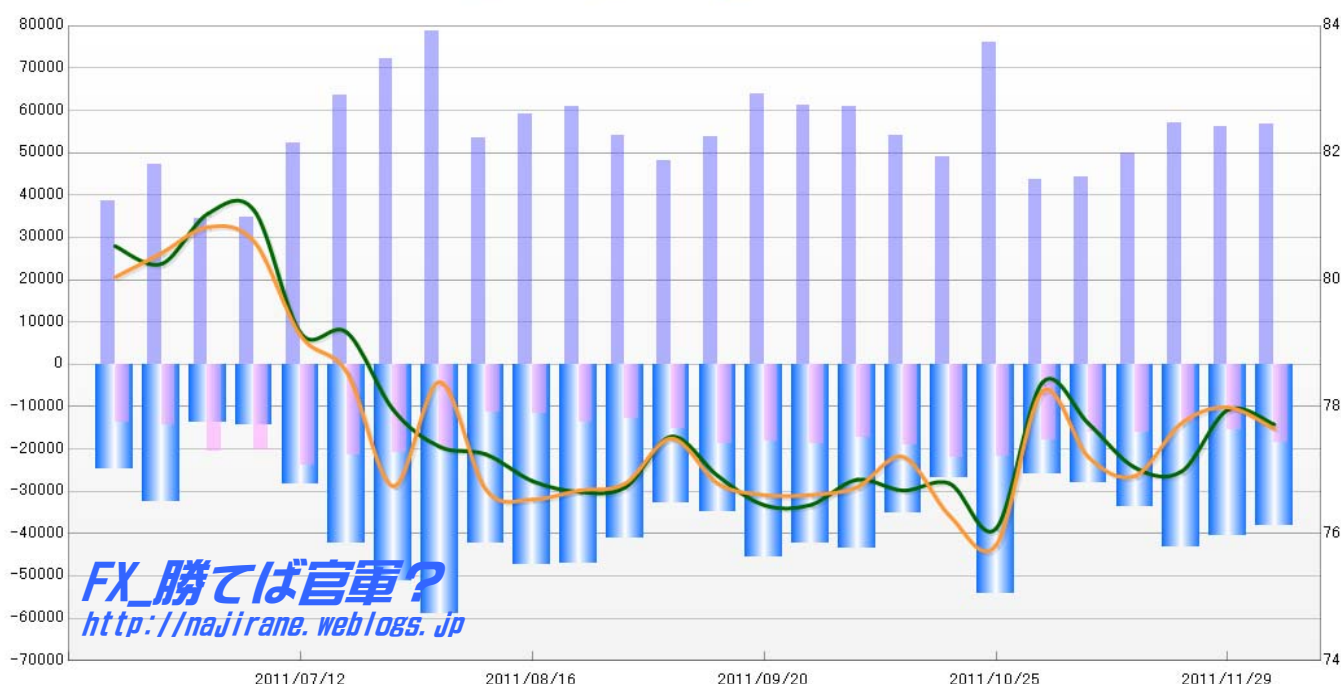
Code=097741

2011/12/09 NYクローズ時公表値

| Report_Date | Non Commercial Positions | | | | | | | | | | | | 火曜日 引け値 | 金曜日 引け値 |
|-------------|--------------------------|--------|--------|-------|-------|--------|--------|--------|--------|-------|--------|--------|------------|------------|
| | Long | 増減 | 増減(%) | Short | 増減 | 増減(%) | 売り越し | 増減 | 増減(%) | 売買計 | 増減 | 増減(%) | | |
| 2011/12/06 | 56817 | 655 | 1.2% | 18546 | 2931 | 18.8% | -38271 | -2276 | -5.6% | 75363 | 3586 | 5.0% | 77.72 | 77.65 |
| 2011/11/29 | 56162 | -856 | -1.5% | 15615 | 1777 | 12.8% | -40547 | -2633 | -6.1% | 71777 | 921 | 1.3% | 77.95 | 77.99 |
| 2011/11/22 | 57018 | 7102 | 14.2% | 13838 | -2398 | -14.8% | -43180 | 9500 | 28.2% | 70856 | 4704 | 7.1% | 76.98 | 77.74 |
| 2011/11/15 | 49916 | 5596 | 12.6% | 16236 | -7 | 0.0% | -33680 | 5603 | 20.0% | 66152 | 5589 | 9.2% | 77.04 | 76.91 |
| 2011/11/08 | 44320 | 649 | 1.5% | 16243 | -1524 | -8.6% | -28077 | 2173 | 8.4% | 60563 | -875 | -1.4% | 77.73 | 77.20 |
| 2011/11/01 | 43671 | -32328 | -42.5% | 17767 | -3953 | -18.2% | -25904 | -28375 | -52.3% | 61438 | -36281 | -37.1% | 78.38 | 78.24 |
| 2011/10/25 | 75999 | 26952 | 55.0% | 21720 | -420 | -1.9% | -54279 | 27372 | 101.7% | 97719 | 26532 | 37.3% | 76.08 | 75.82 |
| 2011/10/18 | 49047 | -5143 | -9.5% | 22140 | 3069 | 16.1% | -26907 | -8212 | -23.4% | 71187 | -2074 | -2.8% | 76.79 | 76.28 |
| 2011/10/11 | 54190 | -6677 | -11.0% | 19071 | 1666 | 9.6% | -35119 | -8343 | -19.2% | 73261 | -5011 | -6.4% | 76.68 | 77.21 |
| 2011/10/04 | 60867 | -299 | -0.5% | 17405 | -1439 | -7.6% | -43462 | 1140 | 2.7% | 78272 | -1738 | -2.2% | 76.85 | 76.73 |
| 2011/09/27 | 61166 | -2722 | -4.3% | 18844 | 573 | 3.1% | -42322 | -3295 | -7.2% | 80010 | -2149 | -2.6% | 76.74 | 77.02 |
| 2011/09/20 | 63888 | 10110 | 18.8% | 18271 | -552 | -2.9% | -45617 | 10662 | 30.5% | 82159 | 9558 | 13.2% | 76.45 | 76.61 |
| 2011/09/13 | 53778 | 5653 | 11.7% | 18823 | 3485 | 22.7% | -34955 | 2168 | 6.6% | 72601 | 9138 | 14.4% | 76.91 | 76.79 |
| 2011/09/06 | 48125 | -6011 | -11.1% | 15338 | 2387 | 18.4% | -32787 | -8398 | -20.4% | 63463 | -3624 | -5.4% | 77.53 | 77.50 |
| 2011/08/30 | 54136 | -6695 | -11.0% | 12951 | -741 | -5.4% | -41185 | -5954 | -12.6% | 67087 | -7436 | -10.0% | 76.73 | 76.79 |
| 2011/08/23 | 60831 | 1771 | 3.0% | 13692 | 1980 | 16.9% | -47139 | -209 | -0.4% | 74523 | 3751 | 5.3% | 76.66 | 76.68 |
| 2011/08/16 | 59060 | 5674 | 10.6% | 11712 | 475 | 4.2% | -47348 | 5199 | 12.3% | 70772 | 6149 | 9.5% | 76.83 | 76.54 |
| 2011/08/09 | 53386 | -25469 | -32.3% | 11237 | -8785 | -43.9% | -42149 | -16684 | -28.4% | 64623 | -34254 | -34.6% | 77.25 | 76.69 |
| 2011/08/02 | 78855 | 6741 | 9.3% | 20022 | -790 | -3.8% | -58833 | 7531 | 14.7% | 98877 | 5951 | 6.4% | 77.37 | 78.39 |
| 2011/07/26 | 72114 | 8579 | 13.5% | 20812 | -568 | -2.7% | -51302 | 9147 | 21.7% | 92926 | 8011 | 9.4% | 77.95 | 76.75 |
| 2011/07/19 | 63535 | 11258 | 21.5% | 21380 | -2609 | -10.9% | -42155 | 13867 | 49.0% | 84915 | 8649 | 11.3% | 79.17 | 78.54 |
| 2011/07/12 | 52277 | 17682 | 51.1% | 23989 | 3721 | 18.4% | -28288 | 13961 | 97.4% | 76266 | 21403 | 39.0% | 79.16 | 79.12 |
| 2011/07/05 | 34595 | 276 | 0.8% | 20268 | -428 | -2.1% | -14327 | 704 | 5.2% | 54863 | -152 | -0.3% | 81.09 | 80.60 |
| 2011/06/28 | 34319 | -12755 | -27.1% | 20696 | 6216 | 42.9% | -13623 | -18971 | -58.2% | 55015 | -6539 | -10.6% | 81.04 | 80.83 |
| 2011/06/21 | 47074 | 8456 | 21.9% | 14480 | 630 | 4.5% | -32594 | 7826 | 31.6% | 61554 | 9086 | 17.3% | 80.25 | 80.42 |
| 2011/06/14 | 38618 | | | 13850 | | | -24768 | | | 52468 | | | 80.53 | 80.04 |

JAPANESE YEN - CHICAGO MERCANTILE EXCHANGE
FUTURES ONLY POSITIONS

— 金曜終値 — 火曜終値 — Short枚数 — Long枚数 — 売り越し枚数(マイナスの場合は買越しと読替え)



EURO FX - CHICAGO MERCANTILE EXCHANGE
2011/06/14 ~ 2011/12/06

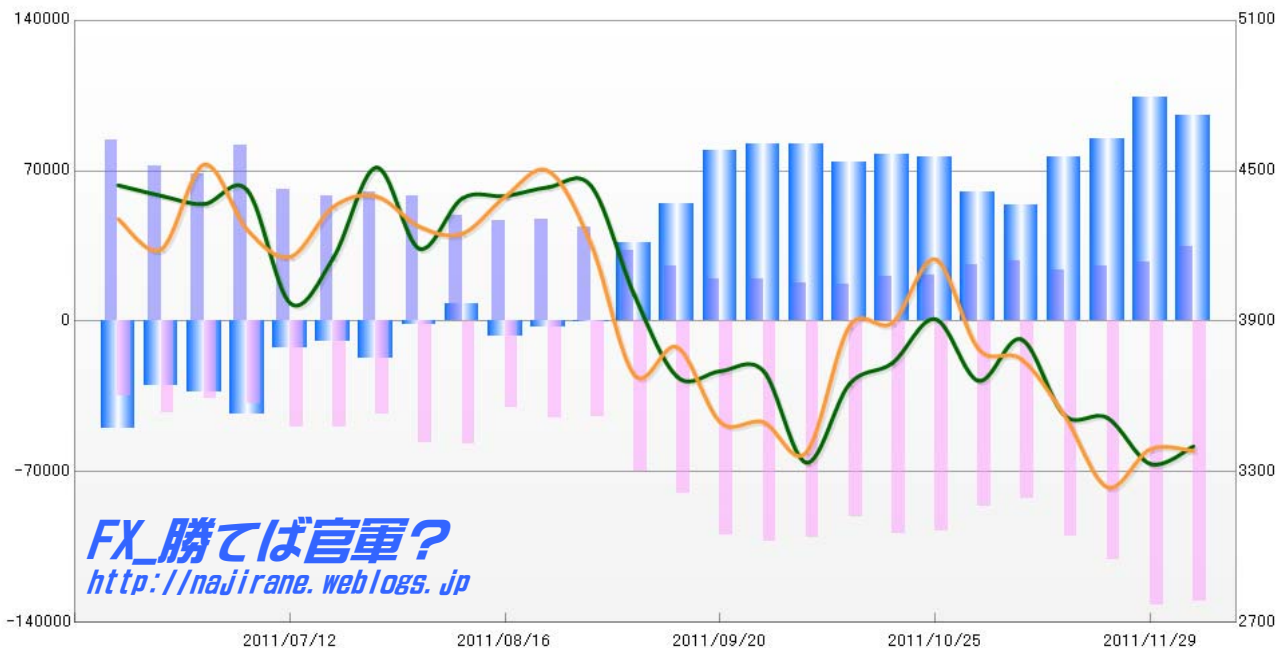
Code-099741

2011/12/09 NYクローズ時公表値

| Report Date | Non Commercial Positions | | | | | | | | | | | | 火曜日 引け値 | 金曜日 引け値 |
|-------------|--------------------------|--------|--------|-------|--------|--------|--------|--------|---------|--------|--------|--------|------------|------------|
| | Long | 増減 | | Short | 増減 | | 売り越し | 増減 | | 売買計 | 増減 | | | |
| 2011/12/06 | 34521 | 6901 | 25.0% | 1E+05 | -1587 | -1.2% | 95814 | -8488 | -8.1% | 164856 | 5314 | 3.3% | 1.3402 | 1.3384 |
| 2011/11/29 | 27620 | 1677 | 6.5% | 1E+05 | 20911 | 18.8% | 104302 | 19234 | 22.6% | 159542 | 22588 | 16.5% | 1.3332 | 1.3391 |
| 2011/11/22 | 25943 | 1895 | 7.9% | 1E+05 | 10816 | 10.8% | 85068 | 8921 | 11.7% | 136954 | 12711 | 10.2% | 1.3516 | 1.3239 |
| 2011/11/15 | 24048 | -3895 | -13.9% | 1E+05 | 17995 | 21.9% | 76147 | 21890 | 40.3% | 124243 | 14100 | 12.8% | 1.3526 | 1.3525 |
| 2011/11/08 | 27943 | 1632 | 6.2% | 82200 | -4171 | -4.8% | 54257 | -5803 | -9.7% | 110143 | -2539 | -2.3% | 1.3829 | 1.3750 |
| 2011/11/01 | 26311 | 4988 | 23.4% | 86371 | -11464 | -11.7% | 60060 | -16452 | -21.5% | 112682 | -6476 | -5.4% | 1.3663 | 1.3791 |
| 2011/10/25 | 21323 | 346 | 1.6% | 97835 | -862 | -0.9% | 76512 | -1208 | -1.6% | 119158 | -516 | -0.4% | 1.3909 | 1.4148 |
| 2011/10/18 | 20977 | 3937 | 23.1% | 98697 | 7862 | 8.7% | 77720 | 3925 | 5.3% | 119674 | 11799 | 10.9% | 1.3734 | 1.3895 |
| 2011/10/11 | 17040 | -1064 | -5.9% | 90835 | -9966 | -9.9% | 73795 | -8902 | -10.8% | 107875 | -11030 | -9.3% | 1.3650 | 1.3880 |
| 2011/10/04 | 18104 | -1601 | -8.1% | 1E+05 | -1377 | -1.3% | 82697 | 224 | 0.3% | 118905 | -2978 | -2.4% | 1.3337 | 1.3378 |
| 2011/09/27 | 19705 | -215 | -1.1% | 1E+05 | 2798 | 2.8% | 82473 | 3013 | 3.8% | 121883 | 2583 | 2.2% | 1.3586 | 1.3389 |
| 2011/09/20 | 19920 | -5784 | -22.5% | 99380 | 19217 | 24.0% | 79460 | 25001 | 45.9% | 119300 | 13433 | 12.7% | 1.3702 | 1.3498 |
| 2011/09/13 | 25704 | -7463 | -22.5% | 80163 | 10553 | 15.2% | 54459 | 18016 | 49.4% | 105867 | 3090 | 3.0% | 1.3679 | 1.3797 |
| 2011/09/06 | 33167 | -10727 | -24.4% | 69610 | 25332 | 57.2% | 36443 | 36059 | 9390.4% | 102777 | 14605 | 16.6% | 1.4005 | 1.3686 |
| 2011/08/30 | 43894 | -3817 | -8.0% | 44278 | -894 | -2.0% | 384 | -2923 | -115.1% | 88172 | -4711 | -5.1% | 1.4439 | 1.4205 |
| 2011/08/23 | 47711 | 617 | 1.3% | 45172 | 4804 | 11.9% | -2539 | -4187 | -62.3% | 92883 | 5421 | 6.2% | 1.4435 | 1.4500 |
| 2011/08/16 | 47094 | -1935 | -3.9% | 40368 | -16934 | -29.6% | -6726 | -14999 | -181.3% | 87462 | -18869 | -17.7% | 1.4400 | 1.4398 |
| 2011/08/09 | 49029 | -9284 | -15.9% | 57302 | 752 | 1.3% | 8273 | -10036 | -569.3% | 106331 | -8532 | -7.4% | 1.4391 | 1.4250 |
| 2011/08/02 | 58313 | -1864 | -3.1% | 56550 | 13411 | 31.1% | -1763 | -15275 | -89.7% | 114863 | 11547 | 11.2% | 1.4190 | 1.4278 |
| 2011/07/26 | 60177 | 1597 | 2.7% | 43139 | -6195 | -12.6% | -17038 | 7792 | 84.3% | 103316 | -4598 | -4.3% | 1.4514 | 1.4399 |
| 2011/07/19 | 58580 | -2812 | -4.6% | 49334 | 358 | 0.7% | -9246 | -3170 | -25.5% | 107914 | -2454 | -2.2% | 1.4154 | 1.4357 |
| 2011/07/12 | 61392 | -20468 | -25.0% | 48976 | 10310 | 26.7% | -12416 | -30778 | -71.3% | 110368 | -10158 | -8.4% | 1.3972 | 1.4158 |
| 2011/07/05 | 81860 | 13060 | 19.0% | 38666 | 2853 | 8.0% | -43194 | 10207 | 30.9% | 120526 | 15913 | 15.2% | 1.4423 | 1.4265 |
| 2011/06/28 | 68800 | -3353 | -4.6% | 35813 | -6569 | -15.5% | -32987 | 3216 | 10.8% | 104613 | -9922 | -8.7% | 1.4368 | 1.4526 |
| 2011/06/21 | 72153 | -12427 | -14.7% | 42382 | 7696 | 22.2% | -29771 | -20123 | -40.3% | 114535 | -4731 | -4.0% | 1.4401 | 1.4188 |
| 2011/06/14 | 84580 | | | 34686 | | | -49894 | | | 119266 | | | 1.4443 | 1.4308 |

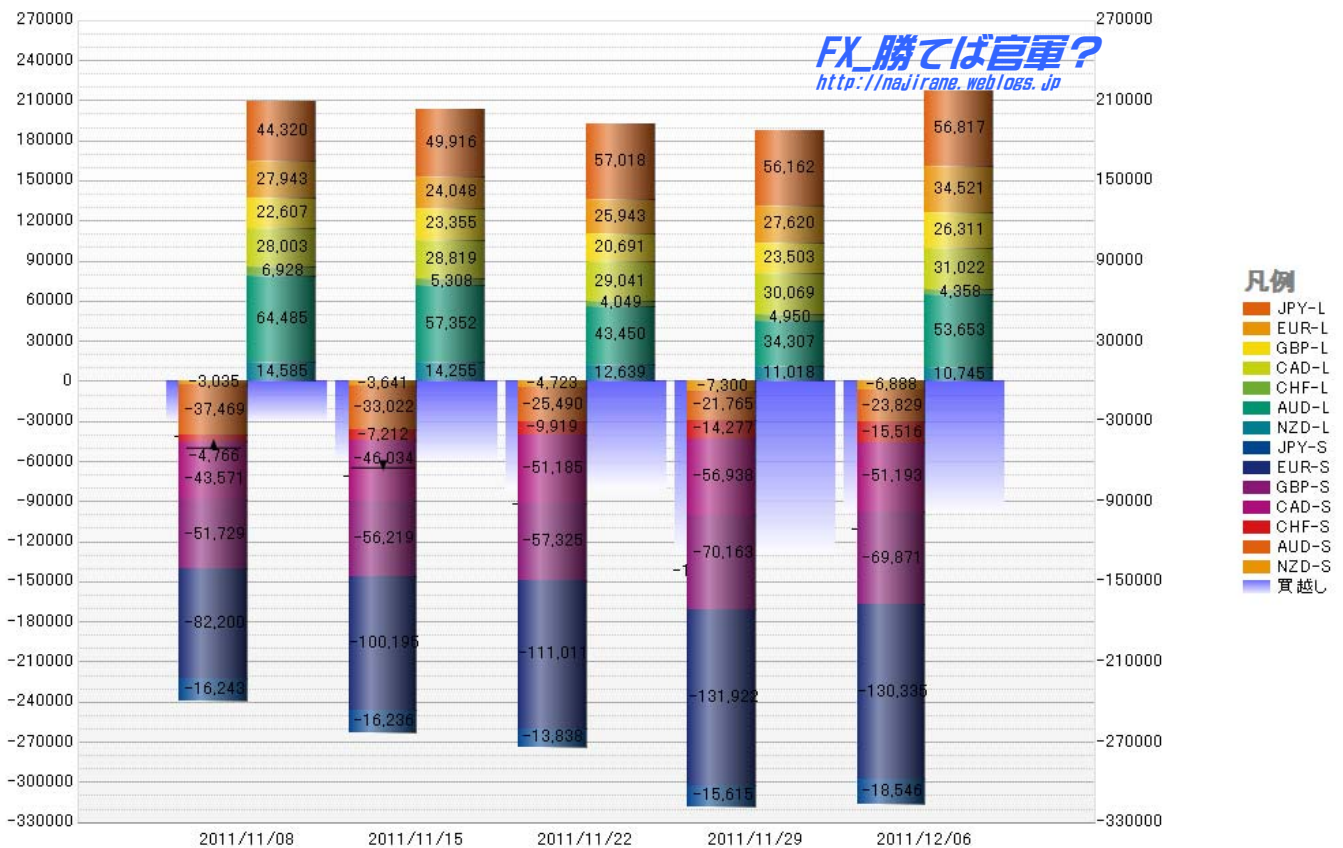
EURO FX - CHICAGO MERCANTILE EXCHANGE
FUTURES ONLY POSITIONS

— 金曜締め週終値 — 火曜締め週終値 — Short枚数 — Long枚数 — 売り越し枚数(マイナスの場合は買越しと読替え)



| | 2011/11/08 | | | 2011/11/15 | | | 2011/11/22 | | | 2011/11/29 | | | 2011/12/06 | | |
|-----------------|--------------|--------|--------|------------|---------|----------|------------|---------|---------|------------|---------|---------|------------|---------|----------|
| | Long | Short | 売り越し | Long | Short | 売り越し | Long | Short | 売り越し | Long | Short | 売り越し | Long | Short | 売り越し |
| JPY | 44320 | 16243 | -28077 | 49916 | 16236 | -33680 | 57018 | 13838 | -43180 | 56162 | 15615 | -40547 | 56817 | 18546 | -38271 |
| | 前週比 枚数増減 (枚) | | | 5596 | -7 | -5603 | 7102 | -2398 | -9500 | -856 | 1777 | 2633 | 655 | 2931 | 2276 |
| | 前週比 枚数増減 (%) | | | 12.63% | -0.04% | 19.96% | 14.23% | -14.77% | 28.21% | -1.50% | 12.84% | -6.10% | 1.17% | 18.77% | -5.61% |
| EUR | 27943 | 82200 | 54257 | 24048 | 100195 | 76147 | 25943 | 111011 | 85068 | 27620 | 131922 | 104302 | 34521 | 130335 | 95814 |
| | 前週比 枚数増減 (枚) | | | -3895 | 17995 | 21890 | 1895 | 10816 | 8921 | 1677 | 20911 | 19234 | 6901 | -1587 | -8488 |
| | 前週比 枚数増減 (%) | | | -13.94% | 21.89% | 40.35% | 7.88% | 10.79% | 11.72% | 6.46% | 18.84% | 22.61% | 24.99% | -1.20% | -8.14% |
| GBP | 22607 | 51729 | 29122 | 23355 | 56219 | 32864 | 20691 | 57325 | 36634 | 23503 | 70163 | 46660 | 26311 | 69871 | 43560 |
| | 前週比 枚数増減 (枚) | | | 748 | 4490 | 3742 | -2664 | 1106 | 3770 | 2812 | 12838 | 10026 | 2808 | -292 | -3100 |
| | 前週比 枚数増減 (%) | | | 3.31% | 8.68% | 12.85% | -11.41% | 1.97% | 11.47% | 13.59% | 22.40% | 27.37% | 11.95% | -0.42% | -6.64% |
| AUD | 64485 | 37469 | -27016 | 57352 | 33022 | -24330 | 43450 | 25490 | -17960 | 34307 | 21765 | -12542 | 53653 | 23829 | -29824 |
| | 前週比 枚数増減 (枚) | | | -7133 | -4447 | 2686 | -13902 | -7532 | 6370 | -9143 | -3725 | 5418 | 19346 | 2064 | -17282 |
| | 前週比 枚数増減 (%) | | | -11.06% | -11.87% | -9.94% | -24.24% | -22.81% | -26.18% | -21.04% | -14.61% | -30.17% | 56.39% | 9.48% | -137.79% |
| CAD | 28003 | 43571 | 15568 | 28819 | 46034 | 17215 | 29041 | 51185 | 22144 | 30069 | 56938 | 26869 | 31022 | 51193 | 20171 |
| | 前週比 枚数増減 (枚) | | | 816 | 2463 | 1647 | 222 | 5151 | 4929 | 1028 | 5753 | 4725 | 953 | -5745 | -6698 |
| | 前週比 枚数増減 (%) | | | 2.91% | 5.65% | 10.58% | 0.77% | 11.19% | 28.63% | 3.54% | 11.24% | 21.34% | 3.17% | -10.09% | -24.93% |
| CHF | 6928 | 4766 | -2162 | 5308 | 7212 | 1904 | 4049 | 9919 | 5870 | 4950 | 14277 | 9327 | 4358 | 15516 | 11158 |
| | 前週比 枚数増減 (枚) | | | -1620 | 2446 | 4066 | -1259 | 2707 | 3966 | 901 | 4358 | 3457 | -592 | 1239 | 1831 |
| | 前週比 枚数増減 (%) | | | -23.38% | 51.32% | -188.07% | -23.72% | 37.53% | 208.30% | 22.25% | 43.94% | 58.89% | -11.96% | 8.68% | 19.63% |
| NZD | 14585 | 3035 | -11550 | 14255 | 3641 | -10614 | 12639 | 4723 | -7916 | 11018 | 7300 | -3718 | 10745 | 6888 | -3857 |
| | 前週比 枚数増減 (枚) | | | -330 | 606 | 936 | -1616 | 1082 | 2698 | -1621 | 2577 | 4198 | -273 | -412 | -139 |
| | 前週比 枚数増減 (%) | | | -2.26% | 19.97% | -8.10% | -11.34% | 29.72% | -25.42% | -12.83% | 54.56% | -53.03% | -2.48% | -5.64% | 3.74% |
| MXN | 13087 | 31154 | 18067 | 17858 | 32879 | 15021 | 6166 | 37748 | 31582 | 6539 | 42779 | 36240 | 18219 | 39081 | 20862 |
| | 前週比 枚数増減 (枚) | | | 4771 | 1725 | -3046 | -11692 | 4869 | 16561 | 373 | 5031 | 4658 | 11680 | -3698 | -15378 |
| | 前週比 枚数増減 (%) | | | 36.46% | 5.54% | -16.86% | -65.47% | 14.81% | 110.25% | 6.05% | 13.33% | 14.75% | 178.62% | -8.64% | -42.43% |
| Total All 8 | 221958 | 270167 | 48209 | 220911 | 295438 | 74527 | 198997 | 311239 | 112242 | 194168 | 360759 | 166591 | 235646 | 355259 | 119613 |
| | 前週比 枚数増減 (枚) | | | -1047 | 25271 | 26318 | -21914 | 15801 | 37715 | -4829 | 49520 | 54349 | 41478 | -5500 | -46978 |
| | 前週比 枚数増減 (%) | | | -0.47% | 9.35% | 54.59% | -9.92% | 5.35% | 50.61% | -2.43% | 15.91% | 48.42% | 21.36% | -1.52% | -28.20% |
| Total 7 (MXN除く) | 208871 | 239013 | 30142 | 203053 | 262559 | 59506 | 192831 | 273491 | 80660 | 187629 | 317980 | 130351 | 217427 | 316178 | 98751 |
| | 前週比 枚数増減 (枚) | | | -5818 | 23546 | 29364 | -10222 | 10932 | 21154 | -5202 | 44489 | 49691 | 29798 | -1802 | -31600 |
| | 前週比 枚数増減 (%) | | | -2.8% | 9.9% | 97.4% | -5.0% | 4.2% | 35.5% | -2.7% | 16.3% | 61.6% | 15.9% | -0.6% | -24.2% |

直近5週 CFTC IMM主要7通貨の構成

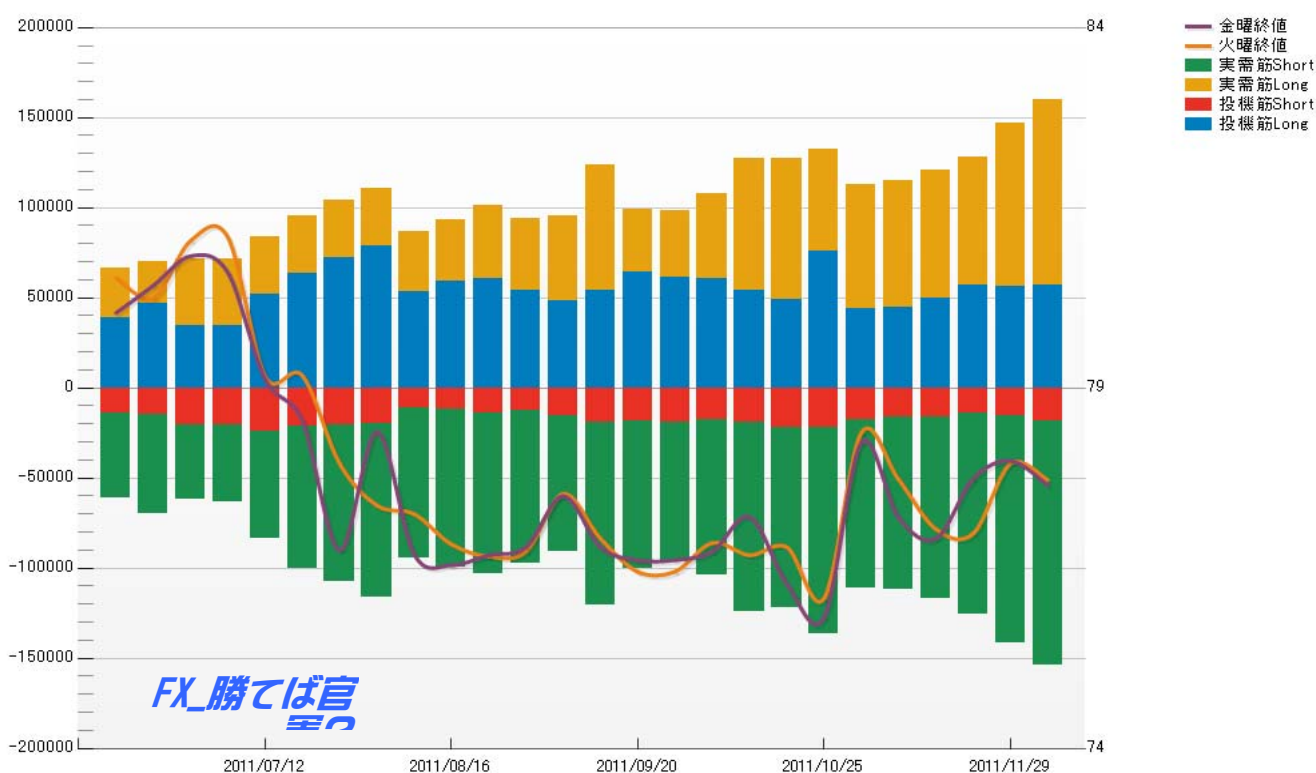


JAPANESE YEN - CHICAGO MERCANTILE EXCHANGE
FUTURES ONLY POSITIONS

Code-097741
2011/12/09 公表値

| Date | 投機筋集計 | | | | 実需筋集計 | | | | 投機筋+実需筋合計 | | | | ドル円終値 | |
|------------|-------|-------|--------|-------|--------|--------|-------|--------|-----------|--------|--------|--------|-------|-------|
| | 円買い | 円売り | 売り越し | 売買計 | 円買い | 円売り | 売り越し | 売買計 | 円買い | 円売り | 売り越し | 売買計 | 火曜締め | 金曜締め |
| 2011/12/06 | 56817 | 18546 | -38271 | 75363 | 102825 | 135080 | 32255 | 237905 | 159642 | 153626 | -6016 | 313268 | 77.72 | 77.65 |
| 2011/11/29 | 56162 | 15615 | -40547 | 71777 | 90534 | 125881 | 35347 | 216415 | 146696 | 141496 | -5200 | 288192 | 77.95 | 77.99 |
| 2011/11/22 | 57018 | 13838 | -43180 | 70856 | 71333 | 111966 | 40633 | 183299 | 128351 | 125804 | -2547 | 254155 | 76.98 | 77.74 |
| 2011/11/15 | 49916 | 16236 | -33680 | 66152 | 71117 | 100819 | 29702 | 171936 | 121033 | 117055 | -3978 | 238088 | 77.04 | 76.91 |
| 2011/11/08 | 44320 | 16243 | -28077 | 60563 | 70785 | 95839 | 25054 | 166624 | 115105 | 112082 | -3023 | 227187 | 77.73 | 77.20 |
| 2011/11/01 | 43671 | 17767 | -25904 | 61438 | 68980 | 93739 | 24759 | 162719 | 112651 | 111506 | -1145 | 224157 | 78.38 | 78.24 |
| 2011/10/25 | 75999 | 21720 | -54279 | 97719 | 56542 | 114802 | 58260 | 171344 | 132541 | 136522 | 3981 | 269063 | 76.08 | 75.82 |
| 2011/10/18 | 49047 | 22140 | -26907 | 71187 | 78263 | 100223 | 21960 | 178486 | 127310 | 122363 | -4947 | 249673 | 76.79 | 76.28 |
| 2011/10/11 | 54190 | 19071 | -35119 | 73261 | 73150 | 105272 | 32122 | 178422 | 127340 | 124343 | -2997 | 251683 | 76.68 | 77.21 |
| 2011/10/04 | 60867 | 17405 | -43462 | 78272 | 46805 | 86267 | 39462 | 133072 | 107672 | 103672 | -4000 | 211344 | 76.85 | 76.73 |
| 2011/09/27 | 61166 | 18844 | -42322 | 80010 | 37340 | 77590 | 40250 | 114930 | 98506 | 96434 | -2072 | 194940 | 76.74 | 77.02 |
| 2011/09/20 | 63888 | 18271 | -45617 | 82159 | 35079 | 82253 | 47174 | 117332 | 98967 | 100524 | 1557 | 199491 | 76.45 | 76.61 |
| 2011/09/13 | 53778 | 18823 | -34955 | 72601 | 69951 | 101512 | 31561 | 171463 | 123729 | 120335 | -3394 | 244064 | 76.91 | 76.79 |
| 2011/09/06 | 48125 | 15338 | -32787 | 63463 | 47213 | 75362 | 28149 | 122575 | 95338 | 90700 | -4638 | 186038 | 77.53 | 77.50 |
| 2011/08/30 | 54136 | 12951 | -41185 | 67087 | 40060 | 84413 | 44353 | 124473 | 94196 | 97364 | 3168 | 191560 | 76.73 | 76.79 |
| 2011/08/23 | 60831 | 13692 | -47139 | 74523 | 40500 | 89204 | 48704 | 129704 | 101331 | 102896 | 1565 | 204227 | 76.66 | 76.68 |
| 2011/08/16 | 59060 | 11712 | -47348 | 70772 | 34111 | 88078 | 53967 | 122189 | 93171 | 99790 | 6619 | 192961 | 76.83 | 76.54 |
| 2011/08/09 | 53386 | 11237 | -42149 | 64623 | 33208 | 83110 | 49902 | 116318 | 86594 | 94347 | 7753 | 180941 | 77.25 | 76.69 |
| 2011/08/02 | 78855 | 20022 | -58833 | 98877 | 31542 | 96406 | 64864 | 127948 | 110397 | 116428 | 6031 | 226825 | 77.37 | 78.39 |
| 2011/07/26 | 72114 | 20812 | -51302 | 92926 | 31950 | 86498 | 54548 | 118448 | 104064 | 107310 | 3246 | 211374 | 77.95 | 76.75 |
| 2011/07/19 | 63535 | 21380 | -42155 | 84915 | 31874 | 78836 | 46962 | 110710 | 95409 | 100216 | 4807 | 195625 | 79.17 | 78.54 |
| 2011/07/12 | 52277 | 23989 | -28288 | 76266 | 31775 | 59654 | 27879 | 91429 | 84052 | 83643 | -409 | 167695 | 79.16 | 79.12 |
| 2011/07/05 | 34595 | 20268 | -14327 | 54863 | 37001 | 43359 | 6358 | 80360 | 71596 | 63627 | -7969 | 135223 | 81.09 | 80.60 |
| 2011/06/28 | 34319 | 20696 | -13623 | 55015 | 37464 | 41037 | 3573 | 78501 | 71783 | 61733 | -10050 | 133516 | 81.04 | 80.83 |
| 2011/06/21 | 47074 | 14480 | -32594 | 61554 | 23172 | 55263 | 32091 | 78435 | 70246 | 69743 | -503 | 139989 | 80.25 | 80.42 |
| 2011/06/14 | 38618 | 13850 | -24768 | 52468 | 27559 | 47182 | 19623 | 74741 | 66177 | 61032 | -5145 | 127209 | 80.53 | 80.04 |

JAPANESE YEN - CHICAGO MERCANTILE EXCHANGE
FUTURES ONLY POSITIONS Code-097741



FX 勝てば官 官