

JAPANESE YEN - CHICAGO MERCANTILE EXCHANGE
2011/07/19 ~ 2012/01/10

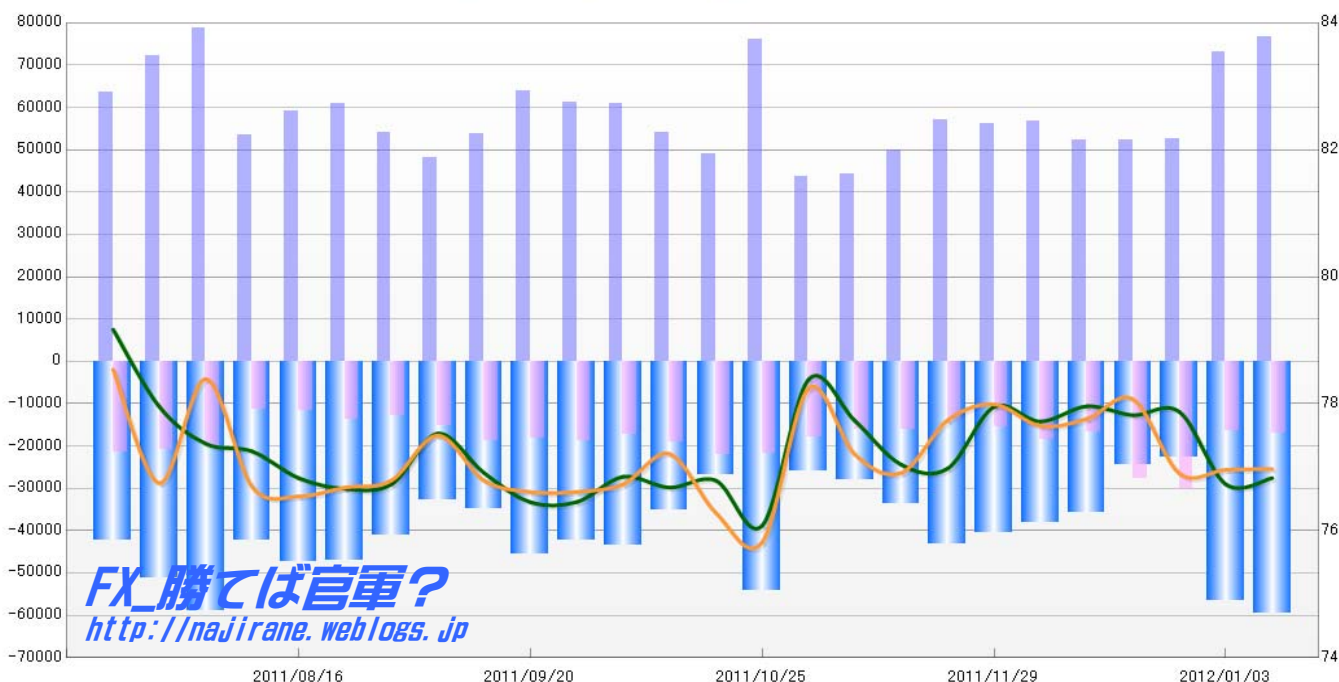
Code=097741

2012/01/13 NYクローズ時公表値

| Report_Date | Non Commercial Positions | | | | | | | | | | | | 火曜日 引け値 | 金曜日 引け値 |
|-------------|--------------------------|--------|--------|-------|--------|--------|--------|--------|--------|-------|--------|--------|------------|------------|
| | Long | 増減 | 増減(%) | Short | 増減 | 増減(%) | 売り越し | 増減 | 増減(%) | 売買計 | 増減 | 増減(%) | | |
| 2012/01/10 | 76671 | 3685 | 5.0% | 17014 | 509 | 3.1% | -59657 | 3176 | 5.6% | 93685 | 4194 | 4.7% | 76.83 | 76.97 |
| 2012/01/03 | 72986 | 20295 | 38.5% | 16505 | -13601 | -45.2% | -56481 | 33896 | 150.1% | 89491 | 6694 | 8.1% | 76.73 | 76.96 |
| 2011/12/27 | 52691 | 543 | 1.0% | 30106 | 2434 | 8.8% | -22585 | -1891 | -7.7% | 82797 | 2977 | 3.7% | 77.87 | 76.90 |
| 2011/12/20 | 52148 | -101 | -0.2% | 27672 | 11023 | 66.2% | -24476 | -11124 | -31.2% | 79820 | 10922 | 15.9% | 77.82 | 78.07 |
| 2011/12/13 | 52249 | -4568 | -8.0% | 16649 | -1897 | -10.2% | -35600 | -2671 | -7.0% | 68898 | -6465 | -8.6% | 77.96 | 77.76 |
| 2011/12/06 | 56817 | 655 | 1.2% | 18546 | 2931 | 18.8% | -38271 | -2276 | -5.6% | 75363 | 3586 | 5.0% | 77.72 | 77.65 |
| 2011/11/29 | 56162 | -856 | -1.5% | 15615 | 1777 | 12.8% | -40547 | -2633 | -6.1% | 71777 | 921 | 1.3% | 77.95 | 77.99 |
| 2011/11/22 | 57018 | 7102 | 14.2% | 13838 | -2398 | -14.8% | -43180 | 9500 | 28.2% | 70856 | 4704 | 7.1% | 76.98 | 77.74 |
| 2011/11/15 | 49916 | 5596 | 12.6% | 16236 | -7 | 0.0% | -33680 | 5603 | 20.0% | 66152 | 5589 | 9.2% | 77.04 | 76.91 |
| 2011/11/08 | 44320 | 649 | 1.5% | 16243 | -1524 | -8.6% | -28077 | 2173 | 8.4% | 60563 | -875 | -1.4% | 77.73 | 77.20 |
| 2011/11/01 | 43671 | -32328 | -42.5% | 17767 | -3953 | -18.2% | -25904 | -28375 | -52.3% | 61438 | -36281 | -37.1% | 78.38 | 78.24 |
| 2011/10/25 | 75999 | 26952 | 55.0% | 21720 | -420 | -1.9% | -54279 | 27372 | 101.7% | 97719 | 26532 | 37.3% | 76.08 | 75.82 |
| 2011/10/18 | 49047 | -5143 | -9.5% | 22140 | 3069 | 16.1% | -26907 | -8212 | -23.4% | 71187 | -2074 | -2.8% | 76.79 | 76.28 |
| 2011/10/11 | 54190 | -6677 | -11.0% | 19071 | 1666 | 9.6% | -35119 | -8343 | -19.2% | 73261 | -5011 | -6.4% | 76.68 | 77.21 |
| 2011/10/04 | 60867 | -299 | -0.5% | 17405 | -1439 | -7.6% | -43462 | 1140 | 2.7% | 78272 | -1738 | -2.2% | 76.85 | 76.73 |
| 2011/09/27 | 61166 | -2722 | -4.3% | 18844 | 573 | 3.1% | -42322 | -3295 | -7.2% | 80010 | -2149 | -2.6% | 76.74 | 77.02 |
| 2011/09/20 | 63888 | 10110 | 18.8% | 18271 | -552 | -2.9% | -45617 | 10662 | 30.5% | 82159 | 9558 | 13.2% | 76.45 | 76.61 |
| 2011/09/13 | 53778 | 5653 | 11.7% | 18823 | 3485 | 22.7% | -34955 | 2168 | 6.6% | 72601 | 9138 | 14.4% | 76.91 | 76.79 |
| 2011/09/06 | 48125 | -6011 | -11.1% | 15338 | 2387 | 18.4% | -32787 | -8398 | -20.4% | 63463 | -3624 | -5.4% | 77.53 | 77.50 |
| 2011/08/30 | 54136 | -6695 | -11.0% | 12951 | -741 | -5.4% | -41185 | -5954 | -12.6% | 67087 | -7436 | -10.0% | 76.73 | 76.79 |
| 2011/08/23 | 60831 | 1771 | 3.0% | 13692 | 1980 | 16.9% | -47139 | -209 | -0.4% | 74523 | 3751 | 5.3% | 76.66 | 76.68 |
| 2011/08/16 | 59060 | 5674 | 10.6% | 11712 | 475 | 4.2% | -47348 | 5199 | 12.3% | 70772 | 6149 | 9.5% | 76.83 | 76.54 |
| 2011/08/09 | 53386 | -25469 | -32.3% | 11237 | -8785 | -43.9% | -42149 | -16684 | -28.4% | 64623 | -34254 | -34.6% | 77.25 | 76.69 |
| 2011/08/02 | 78855 | 6741 | 9.3% | 20022 | -790 | -3.8% | -58833 | 7531 | 14.7% | 98877 | 5951 | 6.4% | 77.37 | 78.39 |
| 2011/07/26 | 72114 | 8579 | 13.5% | 20812 | -568 | -2.7% | -51302 | 9147 | 21.7% | 92926 | 8011 | 9.4% | 77.95 | 76.75 |
| 2011/07/19 | 63535 | | | 21380 | | | -42155 | | | 84915 | | | 79.17 | 78.54 |

JAPANESE YEN - CHICAGO MERCANTILE EXCHANGE
FUTURES ONLY POSITIONS

— 金曜終値 — 火曜終値 — Short枚数 — Long枚数 — 売り越し枚数(マイナスの場合は買越しと読替え)



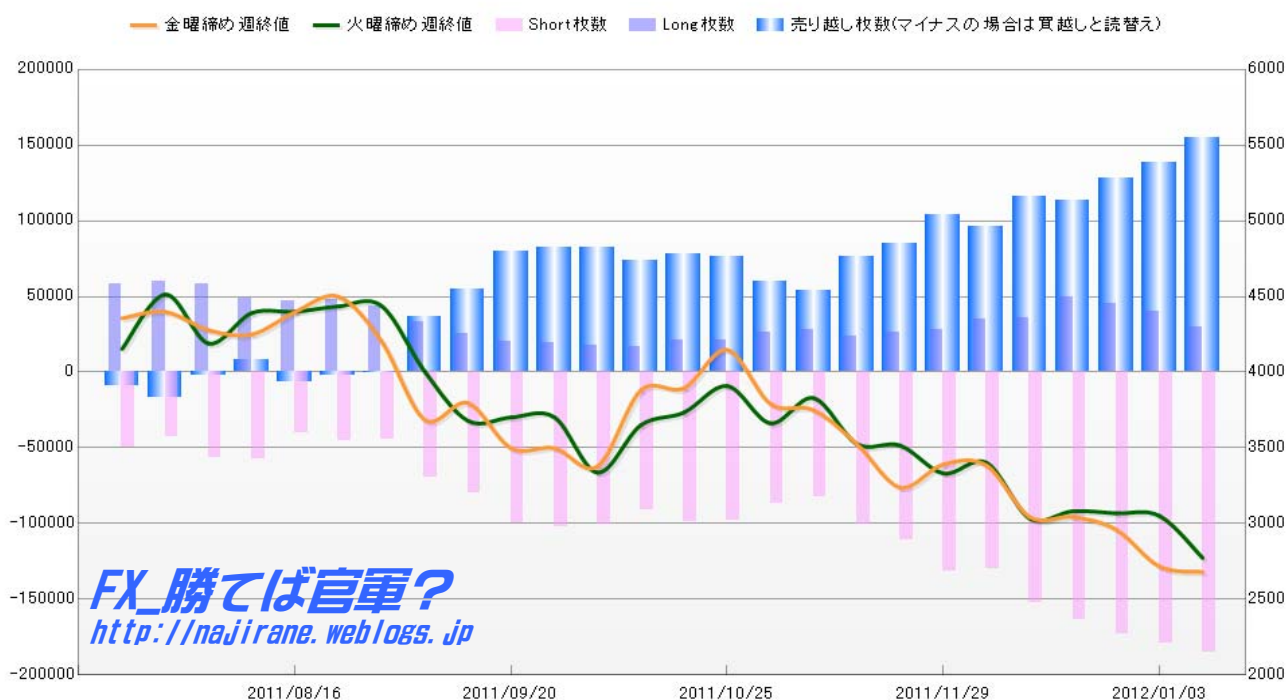
EURO FX - CHICAGO MERCANTILE EXCHANGE
2011/07/19 ~ 2012/01/10

Code-099741

2012/01/13 NYクローズ時公表値

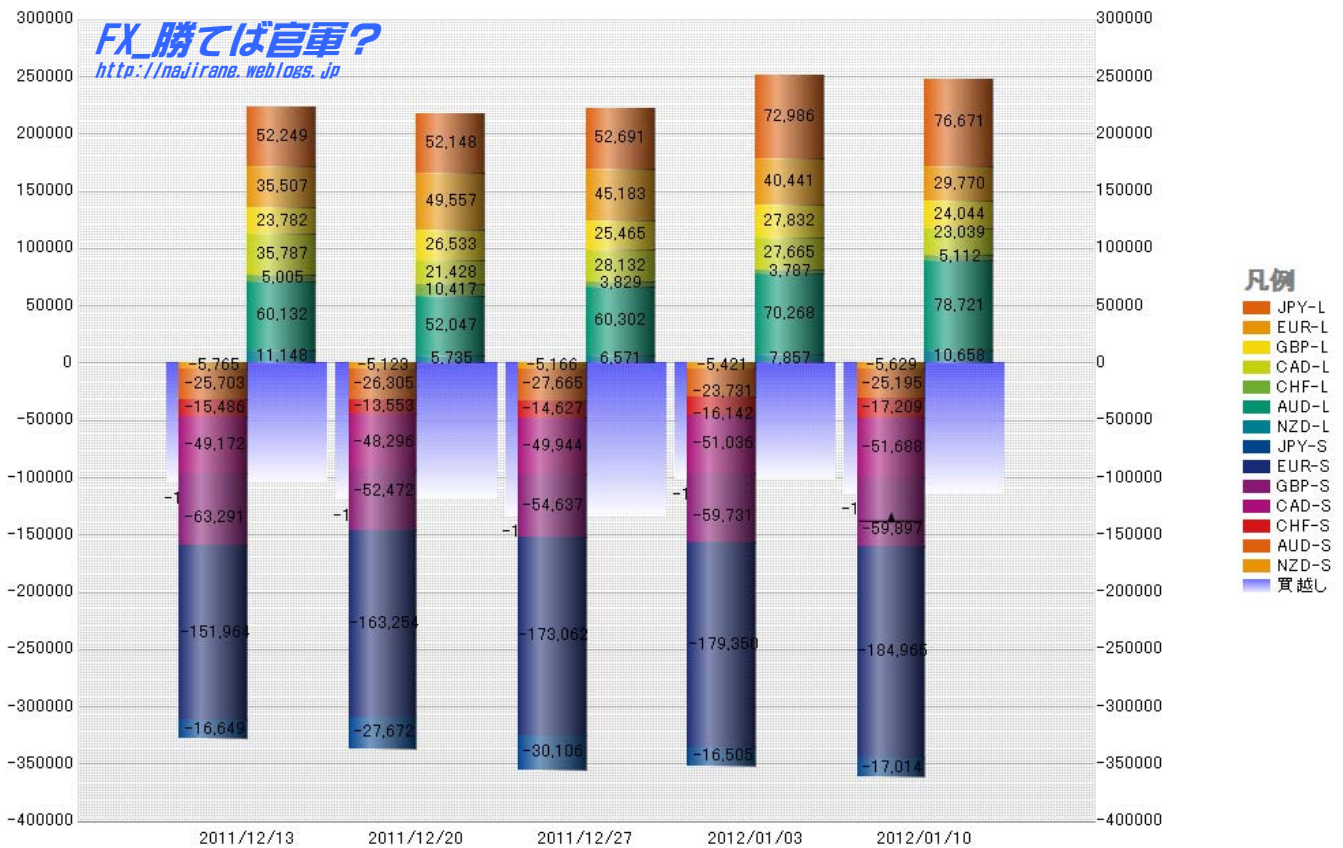
| Report_Date | Non Commercial Positions | | | | | | | | | | | | 火曜日 引け値 | 金曜日 引け値 |
|-------------|--------------------------|--------|--------|--------|--------|--------|--------|--------|---------|--------|--------|--------|------------|------------|
| | Long | 増減 | | Short | 増減 | | 売り越し | 増減 | | 売買計 | 増減 | | | |
| 2012/01/10 | 29770 | -10671 | -26.4% | 184965 | 5615 | 3.1% | 155195 | 16286 | 11.7% | 214735 | -5056 | -2.3% | 1.2773 | 1.2680 |
| 2012/01/03 | 40441 | -4742 | -10.5% | 179350 | 6288 | 3.6% | 138909 | 11030 | 8.6% | 219791 | 1546 | 0.7% | 1.3051 | 1.2717 |
| 2011/12/27 | 45183 | -4374 | -8.8% | 173062 | 9808 | 6.0% | 127879 | 14182 | 12.5% | 218245 | 5434 | 2.6% | 1.3068 | 1.2960 |
| 2011/12/20 | 49557 | 14050 | 39.6% | 163254 | 11290 | 7.4% | 113697 | -2760 | -2.4% | 212811 | 25340 | 13.5% | 1.3082 | 1.3043 |
| 2011/12/13 | 35507 | 986 | 2.9% | 151964 | 21629 | 16.6% | 116457 | 20643 | 21.5% | 187471 | 22615 | 13.7% | 1.3034 | 1.3043 |
| 2011/12/06 | 34521 | 6901 | 25.0% | 130335 | -1587 | -1.2% | 95814 | -8488 | -8.1% | 164856 | 5314 | 3.3% | 1.3402 | 1.3384 |
| 2011/11/29 | 27620 | 1677 | 6.5% | 131922 | 20911 | 18.8% | 104302 | 19234 | 22.6% | 159542 | 22588 | 16.5% | 1.3332 | 1.3391 |
| 2011/11/22 | 25943 | 1895 | 7.9% | 111011 | 10816 | 10.8% | 85068 | 8921 | 11.7% | 136954 | 12711 | 10.2% | 1.3516 | 1.3239 |
| 2011/11/15 | 24048 | -3895 | -13.9% | 100195 | 17995 | 21.9% | 76147 | 21890 | 40.3% | 124243 | 14100 | 12.8% | 1.3526 | 1.3525 |
| 2011/11/08 | 27943 | 1632 | 6.2% | 82200 | -4171 | -4.8% | 54257 | -5803 | -9.7% | 110143 | -2539 | -2.3% | 1.3829 | 1.3750 |
| 2011/11/01 | 26311 | 4988 | 23.4% | 86371 | -11464 | -11.7% | 60060 | -16452 | -21.5% | 112682 | -6476 | -5.4% | 1.3663 | 1.3791 |
| 2011/10/25 | 21323 | 346 | 1.6% | 97835 | -862 | -0.9% | 76512 | -1208 | -1.6% | 119158 | -516 | -0.4% | 1.3909 | 1.4148 |
| 2011/10/18 | 20977 | 3937 | 23.1% | 98697 | 7862 | 8.7% | 77720 | 3925 | 5.3% | 119674 | 11799 | 10.9% | 1.3734 | 1.3895 |
| 2011/10/11 | 17040 | -1064 | -5.9% | 90835 | -9966 | -9.9% | 73795 | -8902 | -10.8% | 107875 | -11030 | -9.3% | 1.3650 | 1.3880 |
| 2011/10/04 | 18104 | -1601 | -8.1% | 100801 | -1377 | -1.3% | 82697 | 224 | 0.3% | 118905 | -2978 | -2.4% | 1.3337 | 1.3378 |
| 2011/09/27 | 19705 | -215 | -1.1% | 102178 | 2798 | 2.8% | 82473 | 3013 | 3.8% | 121883 | 2583 | 2.2% | 1.3586 | 1.3389 |
| 2011/09/20 | 19920 | -5784 | -22.5% | 99380 | 19217 | 24.0% | 79460 | 25001 | 45.9% | 119300 | 13433 | 12.7% | 1.3702 | 1.3498 |
| 2011/09/13 | 25704 | -7463 | -22.5% | 80163 | 10553 | 15.2% | 54459 | 18016 | 49.4% | 105867 | 3090 | 3.0% | 1.3679 | 1.3797 |
| 2011/09/06 | 33167 | -10727 | -24.4% | 69610 | 25332 | 57.2% | 36443 | 36059 | 9390.4% | 102777 | 14605 | 16.6% | 1.4005 | 1.3686 |
| 2011/08/30 | 43894 | -3817 | -8.0% | 44278 | -894 | -2.0% | 384 | -2923 | -115.1% | 88172 | -4711 | -5.1% | 1.4439 | 1.4205 |
| 2011/08/23 | 47711 | 617 | 1.3% | 45172 | 4804 | 11.9% | -2539 | -4187 | -62.3% | 92883 | 5421 | 6.2% | 1.4435 | 1.4500 |
| 2011/08/16 | 47094 | -1935 | -3.9% | 40368 | -16934 | -29.6% | -6726 | -14999 | -181.3% | 87462 | -18869 | -17.7% | 1.4400 | 1.4398 |
| 2011/08/09 | 49029 | -9284 | -15.9% | 57302 | 752 | 1.3% | 8273 | -10036 | -569.3% | 106331 | -8532 | -7.4% | 1.4391 | 1.4250 |
| 2011/08/02 | 58313 | -1864 | -3.1% | 56550 | 13411 | 31.1% | -1763 | -15275 | -89.7% | 114863 | 11547 | 11.2% | 1.4190 | 1.4278 |
| 2011/07/26 | 60177 | 1597 | 2.7% | 43139 | -6195 | -12.6% | -17038 | 7792 | 84.3% | 103316 | -4598 | -4.3% | 1.4514 | 1.4399 |
| 2011/07/19 | 58580 | | | 49334 | | | -9246 | | | 107914 | | | 1.4154 | 1.4357 |

EURO FX - CHICAGO MERCANTILE EXCHANGE
FUTURES ONLY POSITIONS



| | 2011/12/13 | | | 2011/12/20 | | | 2011/12/27 | | | 2012/01/03 | | | 2012/01/10 | | |
|-----------------|--------------|--------|--------|------------|---------|---------|------------|--------|---------|------------|---------|---------|------------|--------|---------|
| | Long | Short | 売り越し | Long | Short | 売り越し | Long | Short | 売り越し | Long | Short | 売り越し | Long | Short | 売り越し |
| JPY | 52249 | 16649 | -35600 | 52148 | 27672 | -24476 | 52691 | 30106 | -22585 | 72986 | 16505 | -56481 | 76671 | 17014 | -59657 |
| | 前週比 枚数増減 (枚) | | | -101 | 11023 | 11124 | 543 | 2434 | 1891 | 20295 | -13601 | -33896 | 3685 | 509 | -3176 |
| | 前週比 枚数増減 (%) | | | -0.19% | 66.21% | -31.25% | 1.04% | 8.80% | -7.73% | 38.52% | -45.18% | 150.08% | 5.05% | 3.08% | 5.62% |
| EUR | 35507 | 151964 | 116457 | 49557 | 163254 | 113697 | 45183 | 173062 | 127879 | 40441 | 179350 | 138909 | 29770 | 184965 | 155195 |
| | 前週比 枚数増減 (枚) | | | 14050 | 11290 | -2760 | -4374 | 9808 | 14182 | -4742 | 6288 | 11030 | -10671 | 5615 | 16286 |
| | 前週比 枚数増減 (%) | | | 39.57% | 7.43% | -2.37% | -8.83% | 6.01% | 12.47% | -10.50% | 3.63% | 8.63% | -26.39% | 3.13% | 11.72% |
| GBP | 23782 | 63291 | 39509 | 26533 | 52472 | 25939 | 25465 | 54637 | 29172 | 27832 | 59731 | 31899 | 24044 | 59897 | 35853 |
| | 前週比 枚数増減 (枚) | | | 2751 | -10819 | -13570 | -1068 | 2165 | 3233 | 2367 | 5094 | 2727 | -3788 | 166 | 3954 |
| | 前週比 枚数増減 (%) | | | 11.57% | -17.09% | -34.35% | -4.03% | 4.13% | 12.46% | 9.30% | 9.32% | 9.35% | -13.61% | 0.28% | 12.40% |
| AUD | 60132 | 25703 | -34429 | 52047 | 26305 | -25742 | 60302 | 27665 | -32637 | 70268 | 23731 | -46537 | 78721 | 25195 | -53526 |
| | 前週比 枚数増減 (枚) | | | -8085 | 602 | 8687 | 8255 | 1360 | -6895 | 9966 | -3934 | -13900 | 8453 | 1464 | -6989 |
| | 前週比 枚数増減 (%) | | | -13.45% | 2.34% | -25.23% | 15.86% | 5.17% | 26.79% | 16.53% | -14.22% | 42.59% | 12.03% | 6.17% | 15.02% |
| CAD | 35787 | 49172 | 13385 | 21428 | 48296 | 26868 | 28132 | 49944 | 21812 | 27665 | 51036 | 23371 | 23039 | 51688 | 28649 |
| | 前週比 枚数増減 (枚) | | | -14359 | -876 | 13483 | 6704 | 1648 | -5056 | -467 | 1092 | 1559 | -4626 | 652 | 5278 |
| | 前週比 枚数増減 (%) | | | -40.12% | -1.78% | 100.73% | 31.29% | 3.41% | -18.82% | -1.66% | 2.19% | 7.15% | -16.72% | 1.28% | 22.58% |
| CHF | 5005 | 15486 | 10481 | 10417 | 13553 | 3136 | 3829 | 14627 | 10798 | 3787 | 16142 | 12355 | 5112 | 17209 | 12097 |
| | 前週比 枚数増減 (枚) | | | 5412 | -1933 | -7345 | -6588 | 1074 | 7662 | -42 | 1515 | 1557 | 1325 | 1067 | -258 |
| | 前週比 枚数増減 (%) | | | 108.13% | -12.48% | -70.08% | -63.24% | 7.92% | 244.32% | -1.10% | 10.36% | 14.42% | 34.99% | 6.61% | -2.09% |
| NZD | 11148 | 5765 | -5383 | 5735 | 5123 | -612 | 6571 | 5166 | -1405 | 7857 | 5421 | -2436 | 10658 | 5629 | -5029 |
| | 前週比 枚数増減 (枚) | | | -5413 | -642 | 4771 | 836 | 43 | -793 | 1286 | 255 | -1031 | 2801 | 208 | -2593 |
| | 前週比 枚数増減 (%) | | | -48.56% | -11.14% | -88.63% | 14.58% | 0.84% | 129.58% | 19.57% | 4.94% | 73.38% | 35.65% | 3.84% | 106.44% |
| MXN | 17609 | 40503 | 22894 | 20177 | 38979 | 18802 | 18228 | 43913 | 25685 | 22073 | 47902 | 25829 | 25147 | 47479 | 22332 |
| | 前週比 枚数増減 (枚) | | | 2568 | -1524 | -4092 | -1949 | 4934 | 6883 | 3845 | 3989 | 144 | 3074 | -423 | -3497 |
| | 前週比 枚数増減 (%) | | | 14.58% | -3.76% | -17.87% | -9.66% | 12.66% | 36.61% | 21.09% | 9.08% | 0.56% | 13.93% | -0.88% | -13.54% |
| Total All 8 | 241219 | 368533 | 127314 | 238042 | 375654 | 137612 | 240401 | 399120 | 158719 | 272909 | 399818 | 126909 | 273162 | 409076 | 135914 |
| | 前週比 枚数増減 (枚) | | | -3177 | 7121 | 10298 | 2359 | 23466 | 21107 | 32508 | 698 | -31810 | 253 | 9258 | 9005 |
| | 前週比 枚数増減 (%) | | | -1.32% | 1.93% | 8.09% | 0.99% | 6.25% | 15.34% | 13.52% | 0.17% | -20.04% | 0.09% | 2.32% | 7.10% |
| Total 7 (MXN除く) | 223610 | 328030 | 104420 | 217865 | 336675 | 118810 | 222173 | 355207 | 133034 | 250836 | 351916 | 101080 | 248015 | 361597 | 113582 |
| | 前週比 枚数増減 (枚) | | | -5745 | 8645 | 14390 | 4308 | 18532 | 14224 | 28663 | -3291 | -31954 | -2821 | 9681 | 12502 |
| | 前週比 枚数増減 (%) | | | -2.6% | 2.6% | 13.8% | 2.0% | 5.5% | 12.0% | 12.9% | -0.9% | -24.0% | -1.1% | 2.8% | 12.4% |

直近5週 CFTC IMM主要7通貨の構成

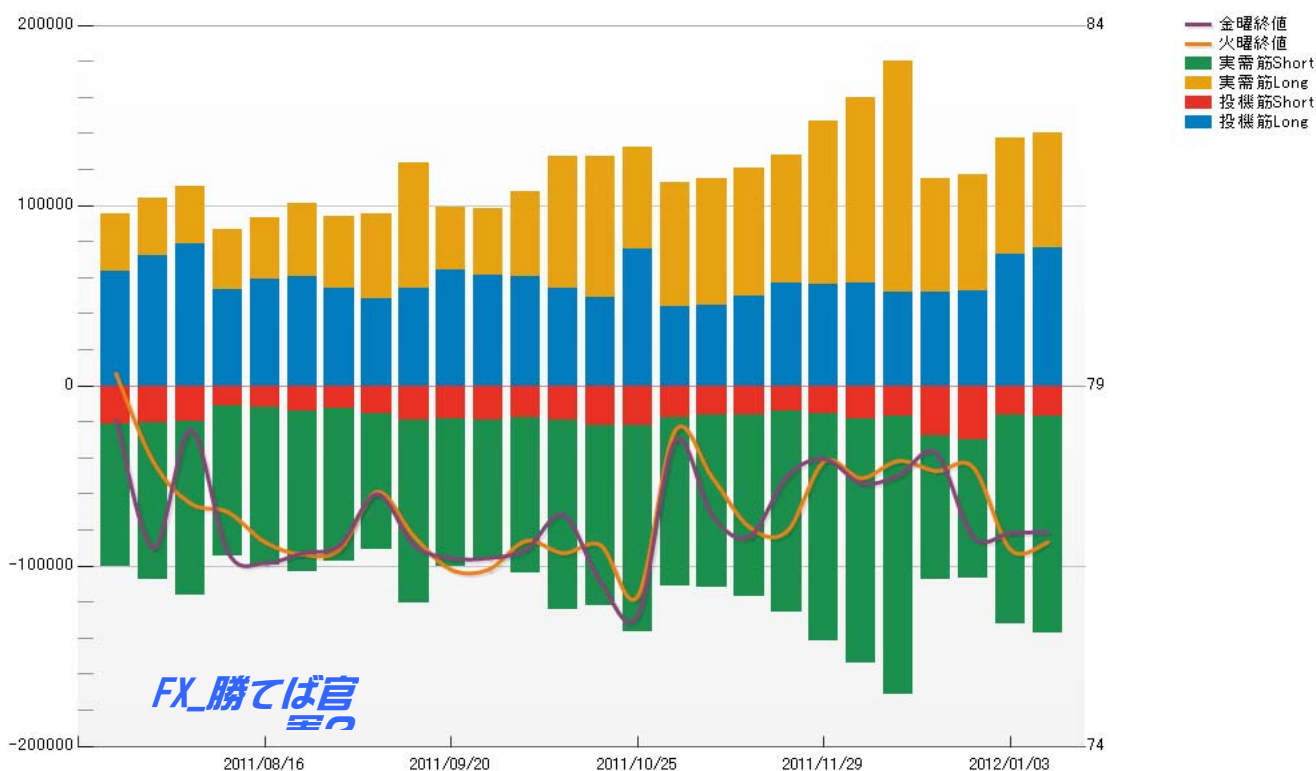


**JAPANESE YEN - CHICAGO MERCANTILE EXCHANGE
FUTURES ONLY POSITIONS**

**Code-097741
2012/01/13 公表値**

| Date | 投機筋集計 | | | | 実需筋集計 | | | | 投機筋+実需筋合計 | | | | ドル円終値 | |
|------------|-------|-------|--------|-------|--------|--------|-------|--------|-----------|--------|--------|--------|-------|-------|
| | 円買い | 円売り | 売り越し | 売買計 | 円買い | 円売り | 売り越し | 売買計 | 円買い | 円売り | 売り越し | 売買計 | 火曜締め | 金曜締め |
| 2012/01/10 | 76671 | 17014 | -59657 | 93685 | 63448 | 120176 | 56728 | 183624 | 140119 | 137190 | -2929 | 277309 | 76.83 | 76.97 |
| 2012/01/03 | 72986 | 16505 | -56481 | 89491 | 64329 | 115986 | 51657 | 180315 | 137315 | 132491 | -4824 | 269806 | 76.73 | 76.96 |
| 2011/12/27 | 52691 | 30106 | -22585 | 82797 | 64648 | 76831 | 12183 | 141479 | 117339 | 106937 | -10402 | 224276 | 77.87 | 76.90 |
| 2011/12/20 | 52148 | 27672 | -24476 | 79820 | 62663 | 79993 | 17330 | 142656 | 114811 | 107665 | -7146 | 222476 | 77.82 | 78.07 |
| 2011/12/13 | 52249 | 16649 | -35600 | 68898 | 127716 | 154671 | 26955 | 282387 | 179965 | 171320 | -8645 | 351285 | 77.96 | 77.76 |
| 2011/12/06 | 56817 | 18546 | -38271 | 75363 | 102825 | 135080 | 32255 | 237905 | 159642 | 153626 | -6016 | 313268 | 77.72 | 77.65 |
| 2011/11/29 | 56162 | 15615 | -40547 | 71777 | 90534 | 125881 | 35347 | 216415 | 146696 | 141496 | -5200 | 288192 | 77.95 | 77.99 |
| 2011/11/22 | 57018 | 13838 | -43180 | 70856 | 71333 | 111966 | 40633 | 183299 | 128351 | 125804 | -2547 | 254155 | 76.98 | 77.74 |
| 2011/11/15 | 49916 | 16236 | -33680 | 66152 | 71117 | 100819 | 29702 | 171936 | 121033 | 117055 | -3978 | 238088 | 77.04 | 76.91 |
| 2011/11/08 | 44320 | 16243 | -28077 | 60563 | 70785 | 95839 | 25054 | 166624 | 115105 | 112082 | -3023 | 227187 | 77.73 | 77.20 |
| 2011/11/01 | 43671 | 17767 | -25904 | 61438 | 68980 | 93739 | 24759 | 162719 | 112651 | 111506 | -1145 | 224157 | 78.38 | 78.24 |
| 2011/10/25 | 75999 | 21720 | -54279 | 97719 | 56542 | 114802 | 58260 | 171344 | 132541 | 136522 | 3981 | 269063 | 76.08 | 75.82 |
| 2011/10/18 | 49047 | 22140 | -26907 | 71187 | 78263 | 100223 | 21960 | 178486 | 127310 | 122363 | -4947 | 249673 | 76.79 | 76.28 |
| 2011/10/11 | 54190 | 19071 | -35119 | 73261 | 73150 | 105272 | 32122 | 178422 | 127340 | 124343 | -2997 | 251683 | 76.68 | 77.21 |
| 2011/10/04 | 60867 | 17405 | -43462 | 78272 | 46805 | 86267 | 39462 | 133072 | 107672 | 103672 | -4000 | 211344 | 76.85 | 76.73 |
| 2011/09/27 | 61166 | 18844 | -42322 | 80010 | 37340 | 77590 | 40250 | 114930 | 98506 | 96434 | -2072 | 194940 | 76.74 | 77.02 |
| 2011/09/20 | 63888 | 18271 | -45617 | 82159 | 35079 | 82253 | 47174 | 117332 | 98967 | 100524 | 1557 | 199491 | 76.45 | 76.61 |
| 2011/09/13 | 53778 | 18823 | -34955 | 72601 | 69951 | 101512 | 31561 | 171463 | 123729 | 120335 | -3394 | 244064 | 76.91 | 76.79 |
| 2011/09/06 | 48125 | 15338 | -32787 | 63463 | 47213 | 75362 | 28149 | 122575 | 95338 | 90700 | -4638 | 186038 | 77.53 | 77.50 |
| 2011/08/30 | 54136 | 12951 | -41185 | 67087 | 40060 | 84413 | 44353 | 124473 | 94196 | 97364 | 3168 | 191560 | 76.73 | 76.79 |
| 2011/08/23 | 60831 | 13692 | -47139 | 74523 | 40500 | 89204 | 48704 | 129704 | 101331 | 102896 | 1565 | 204227 | 76.66 | 76.68 |
| 2011/08/16 | 59060 | 11712 | -47348 | 70772 | 34111 | 88078 | 53967 | 122189 | 93171 | 99790 | 6619 | 192961 | 76.83 | 76.54 |
| 2011/08/09 | 53386 | 11237 | -42149 | 64623 | 33208 | 83110 | 49902 | 116318 | 86594 | 94347 | 7753 | 180941 | 77.25 | 76.69 |
| 2011/08/02 | 78855 | 20022 | -58833 | 98877 | 31542 | 96406 | 64864 | 127948 | 110397 | 116428 | 6031 | 226825 | 77.37 | 78.39 |
| 2011/07/26 | 72114 | 20812 | -51302 | 92926 | 31950 | 86498 | 54548 | 118448 | 104064 | 107310 | 3246 | 211374 | 77.95 | 76.75 |
| 2011/07/19 | 63535 | 21380 | -42155 | 84915 | 31874 | 78836 | 46962 | 110710 | 95409 | 100216 | 4807 | 195625 | 79.17 | 78.54 |

**JAPANESE YEN - CHICAGO MERCANTILE EXCHANGE
FUTURES ONLY POSITIONS Code-097741**



FX_勝てば官
金