

JAPANESE YEN - CHICAGO MERCANTILE EXCHANGE
2011/09/06 ~ 2012/02/28

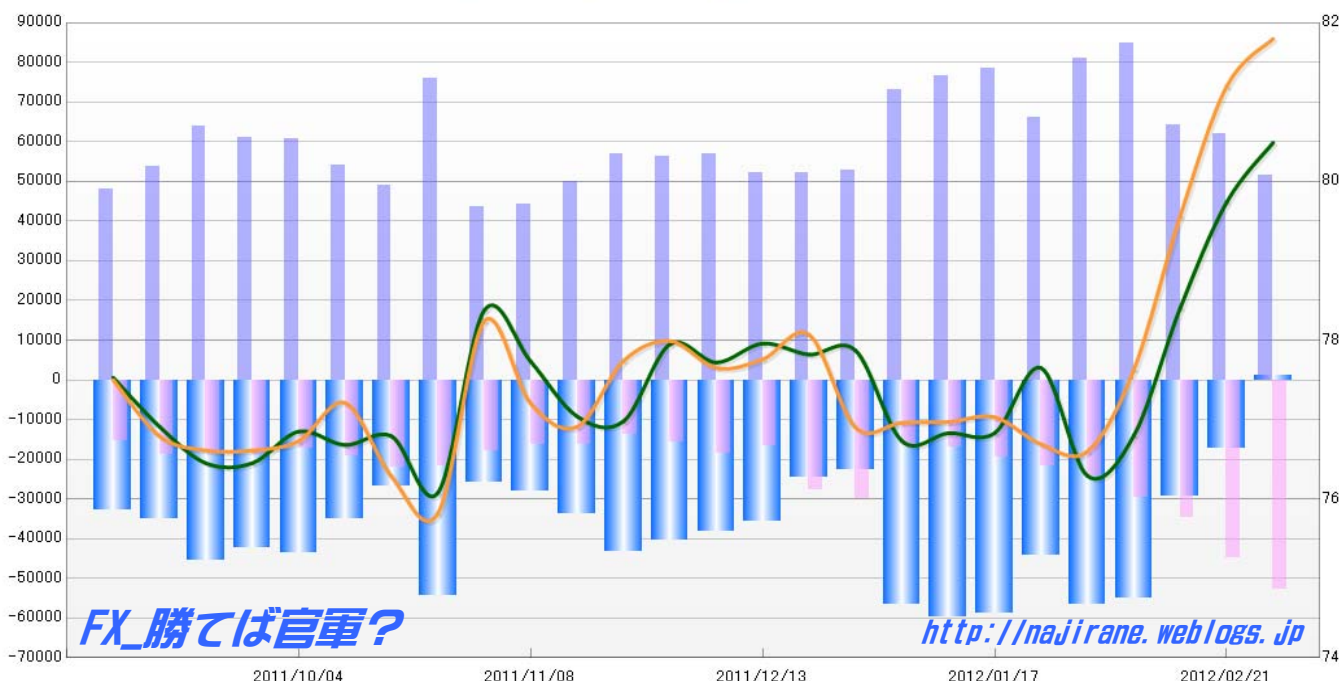
Code=097741

2012/03/02 NYクローズ時公表値

Report_Date	Non Commercial Positions												火曜日 引け値	金曜日 引け値
	Long	増減	増減(%)	Short	増減	増減(%)	売り越し	増減	増減(%)	売買計	増減	増減(%)		
2012/02/28	51558	-10504	-16.9%	52761	7956	17.8%	1203	-18460	-107.0%	104319	-2548	-2.4%	80.49	81.80
2012/02/21	62062	-2034	-3.2%	44805	10168	29.4%	-17257	-12202	-41.4%	106867	8134	8.2%	79.74	81.20
2012/02/14	64096	-20751	-24.5%	34637	4961	16.7%	-29459	-25712	-46.6%	98733	-15790	-13.8%	78.41	79.57
2012/02/07	84847	3793	4.7%	29676	5291	21.7%	-55171	-1498	-2.6%	114523	9084	8.6%	76.80	77.63
2012/01/31	81054	14860	22.4%	24385	2558	11.7%	-56669	12302	27.7%	105439	17418	19.8%	76.29	76.60
2012/01/24	66194	-12161	-15.5%	21827	2334	12.0%	-44367	-14495	-24.6%	88021	-9827	-10.0%	77.65	76.69
2012/01/17	78355	1684	2.2%	19493	2479	14.6%	-58862	-795	-1.3%	97848	4163	4.4%	76.83	77.03
2012/01/10	76671	3685	5.0%	17014	509	3.1%	-59657	3176	5.6%	93685	4194	4.7%	76.83	76.97
2012/01/03	72986	20295	38.5%	16505	-13601	-45.2%	-56481	33896	150.1%	89491	6694	8.1%	76.73	76.96
2011/12/27	52691	543	1.0%	30106	2434	8.8%	-22585	-1891	-7.7%	82797	2977	3.7%	77.87	76.90
2011/12/20	52148	-101	-0.2%	27672	11023	66.2%	-24476	-11124	-31.2%	79820	10922	15.9%	77.82	78.07
2011/12/13	52249	-4568	-8.0%	16649	-1897	-10.2%	-35600	-2671	-7.0%	68898	-6465	-8.6%	77.96	77.76
2011/12/06	56817	655	1.2%	18546	2931	18.8%	-38271	-2276	-5.6%	75363	3586	5.0%	77.72	77.65
2011/11/29	56162	-856	-1.5%	15615	1777	12.8%	-40547	-2633	-6.1%	71777	921	1.3%	77.95	77.99
2011/11/22	57018	7102	14.2%	13838	-2398	-14.8%	-43180	9500	28.2%	70856	4704	7.1%	76.98	77.74
2011/11/15	49916	5596	12.6%	16236	-7	0.0%	-33680	5603	20.0%	66152	5589	9.2%	77.04	76.91
2011/11/08	44320	649	1.5%	16243	-1524	-8.6%	-28077	2173	8.4%	60563	-875	-1.4%	77.73	77.20
2011/11/01	43671	-32328	-42.5%	17767	-3953	-18.2%	-25904	-28375	-52.3%	61438	-36281	-37.1%	78.38	78.24
2011/10/25	75999	26952	55.0%	21720	-420	-1.9%	-54279	27372	101.7%	97719	26532	37.3%	76.08	75.82
2011/10/18	49047	-5143	-9.5%	22140	3069	16.1%	-26907	-8212	-23.4%	71187	-2074	-2.8%	76.79	76.28
2011/10/11	54190	-6677	-11.0%	19071	1666	9.6%	-35119	-8343	-19.2%	73261	-5011	-6.4%	76.68	77.21
2011/10/04	60867	-299	-0.5%	17405	-1439	-7.6%	-43462	1140	2.7%	78272	-1738	-2.2%	76.85	76.73
2011/09/27	61166	-2722	-4.3%	18844	573	3.1%	-42322	-3295	-7.2%	80010	-2149	-2.6%	76.74	77.02
2011/09/20	63888	10110	18.8%	18271	-552	-2.9%	-45617	10662	30.5%	82159	9558	13.2%	76.45	76.61
2011/09/13	53778	5653	11.7%	18823	3485	22.7%	-34955	2168	6.6%	72601	9138	14.4%	76.91	76.79
2011/09/06	48125			15338			-32787			63463			77.53	77.50

JAPANESE YEN - CHICAGO MERCANTILE EXCHANGE
FUTURES ONLY POSITIONS

— 金曜終値 — 火曜終値 — Short枚数 — Long枚数 — 売り越し枚数(マイナスの場合は買越しと読替え)



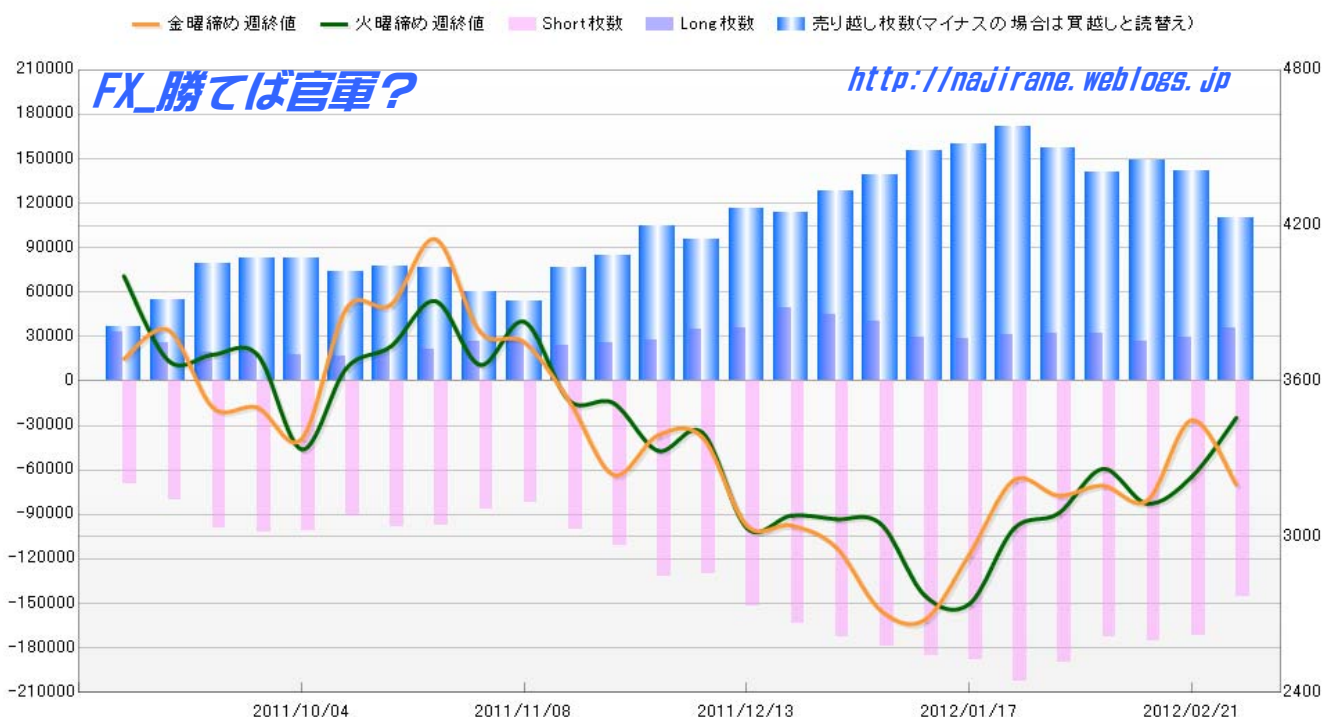
EURO FX – CHICAGO MERCANTILE EXCHANGE
2011/09/06 ~ 2012/02/28

Code-099741

2012/03/02 NYクローズ時公表値

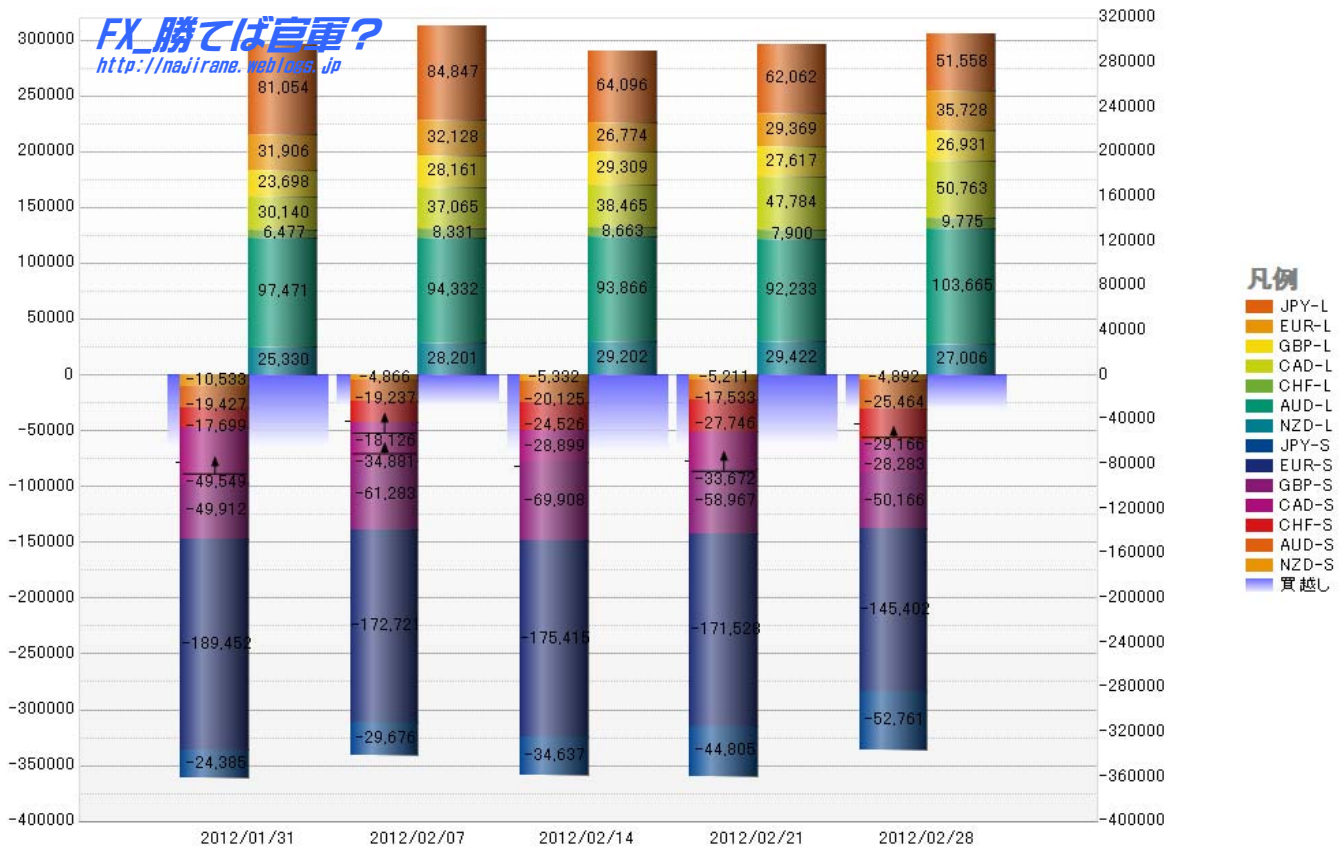
Report_Date	Non Commercial Positions								火曜日 引け値	金曜日 引け値				
	Long	増減		Short	増減		売り越し	増減						
2012/02/28	35728	6359	21.7%	145402	-26126	-15.2%	109674	-32485	-22.9%	181130	-19767	-9.8%	1.3459	1.3201
2012/02/21	29369	2595	9.7%	171528	-3887	-2.2%	142159	-6482	-4.4%	200897	-1292	-0.6%	1.3232	1.3450
2012/02/14	26774	-5354	-16.7%	175415	2694	1.6%	148641	8048	5.7%	202189	-2660	-1.3%	1.3128	1.3140
2012/02/07	32128	222	0.7%	172721	-16731	-8.8%	140593	-16953	-10.8%	204849	-16509	-7.5%	1.3262	1.3197
2012/01/31	31906	607	1.9%	189452	-13194	-6.5%	157546	-13801	-8.1%	221358	-12587	-5.4%	1.3090	1.3159
2012/01/24	31299	2903	10.2%	202646	14220	7.5%	171347	11317	7.1%	233945	17123	7.9%	1.3031	1.3218
2012/01/17	28396	-1374	-4.6%	188426	3461	1.9%	160030	4835	3.1%	216822	2087	1.0%	1.2741	1.2932
2012/01/10	29770	-10671	-26.4%	184965	5615	3.1%	155195	16286	11.7%	214735	-5056	-2.3%	1.2773	1.2680
2012/01/03	40441	-4742	-10.5%	179350	6288	3.6%	138909	11030	8.6%	219791	1546	0.7%	1.3051	1.2717
2011/12/27	45183	-4374	-8.8%	173062	9808	6.0%	127879	14182	12.5%	218245	5434	2.6%	1.3068	1.2960
2011/12/20	49557	14050	39.6%	163254	11290	7.4%	113697	-2760	-2.4%	212811	25340	13.5%	1.3082	1.3043
2011/12/13	35507	986	2.9%	151964	21629	16.6%	116457	20643	21.5%	187471	22615	13.7%	1.3034	1.3043
2011/12/06	34521	6901	25.0%	130335	-1587	-1.2%	95814	-8488	-8.1%	164856	5314	3.3%	1.3402	1.3384
2011/11/29	27620	1677	6.5%	131922	20911	18.8%	104302	19234	22.6%	159542	22588	16.5%	1.3332	1.3391
2011/11/22	25943	1895	7.9%	111011	10816	10.8%	85068	8921	11.7%	136954	12711	10.2%	1.3516	1.3239
2011/11/15	24048	-3895	-13.9%	100195	17995	21.9%	76147	21890	40.3%	124243	14100	12.8%	1.3526	1.3525
2011/11/08	27943	1632	6.2%	82200	-4171	-4.8%	54257	-5803	-9.7%	110143	-2539	-2.3%	1.3829	1.3750
2011/11/01	26311	4988	23.4%	86371	-11464	-11.7%	60060	-16452	-21.5%	112682	-6476	-5.4%	1.3663	1.3791
2011/10/25	21323	346	1.6%	97835	-862	-0.9%	76512	-1208	-1.6%	119158	-516	-0.4%	1.3909	1.4148
2011/10/18	20977	3937	23.1%	98697	7862	8.7%	77720	3925	5.3%	119674	11799	10.9%	1.3734	1.3895
2011/10/11	17040	-1064	-5.9%	90835	-9966	-9.9%	73795	-8902	-10.8%	107875	-11030	-9.3%	1.3650	1.3880
2011/10/04	18104	-1601	-8.1%	100801	-1377	-1.3%	82697	224	0.3%	118905	-2978	-2.4%	1.3337	1.3378
2011/09/27	19705	-215	-1.1%	102178	2798	2.8%	82473	3013	3.8%	121883	2583	2.2%	1.3586	1.3389
2011/09/20	19920	-5784	-22.5%	99380	19217	24.0%	79460	25001	45.9%	119300	13433	12.7%	1.3702	1.3498
2011/09/13	25704	-7463	-22.5%	80163	10553	15.2%	54459	18016	49.4%	105867	3090	3.0%	1.3679	1.3797
2011/09/06	33167			69610			36443			102777			1.4005	1.3686

EURO FX - CHICAGO MERCANTILE EXCHANGE
FUTURES ONLY POSITIONS



	2012/01/31			2012/02/07			2012/02/14			2012/02/21			2012/02/28		
	Long	Short	売り越し	Long	Short	売り越し	Long	Short	売り越し	Long	Short	売り越し	Long	Short	売り越し
JPY	81054	24385	-56669	84847	29676	-55171	64096	34637	-29459	62062	44805	-17257	51558	52761	1203
	前週比 枚数増減 (枚)			3793	5291	1498	-20751	4961	25712	-2034	10168	12202	-10504	7956	18460
	前週比 枚数増減 (%)			4.68%	21.70%	-2.64%	-24.46%	16.72%	-46.60%	-3.17%	29.36%	-41.42%	-16.93%	17.76%	-106.97%
EUR	31906	189452	157546	32128	172721	140593	26774	175415	148641	29369	171528	142159	35728	145402	109674
	前週比 枚数増減 (枚)			222	-16731	-16953	-5354	2694	8048	2595	-3887	-6482	6359	-26126	-32485
	前週比 枚数増減 (%)			0.70%	-8.83%	-10.76%	-16.66%	1.56%	5.72%	9.69%	-2.22%	-4.36%	21.65%	-15.23%	-22.85%
GBP	23698	49912	26214	28161	61283	33122	29309	69908	40599	27617	58967	31350	26931	50166	23235
	前週比 枚数増減 (枚)			4463	11371	6908	1148	8625	7477	-1692	-10941	-9249	-686	-8801	-8115
	前週比 枚数増減 (%)			18.83%	22.78%	26.35%	4.08%	14.07%	22.57%	-5.77%	-15.65%	-22.78%	-2.48%	-14.93%	-25.89%
AUD	97471	19427	-78044	94332	19237	-75095	93866	20125	-73741	92233	17533	-74700	103665	25464	-78201
	前週比 枚数増減 (枚)			-3139	-190	2949	-466	888	1354	-1633	-2592	-959	11432	7931	-3501
	前週比 枚数増減 (%)			-3.22%	-0.98%	3.78%	-0.49%	4.62%	-1.80%	-1.74%	-12.88%	1.30%	12.39%	45.23%	4.69%
CAD	30140	49549	19409	37065	34881	-2184	38465	28899	-9566	47784	33672	-14112	50763	28283	-22480
	前週比 枚数増減 (枚)			6925	-14668	-21593	1400	-5982	-7382	9319	4773	-4546	2979	-5389	-8368
	前週比 枚数増減 (%)			22.98%	-29.60%	-111.25%	3.78%	-17.15%	338.00%	24.23%	16.52%	47.52%	6.23%	-16.00%	59.30%
CHF	6477	17699	11222	8331	18126	9795	8663	24526	15863	7900	27746	19846	9775	29166	19391
	前週比 枚数増減 (枚)			1854	427	-1427	332	6400	6068	-763	3220	3983	1875	1420	-455
	前週比 枚数増減 (%)			28.62%	2.41%	-12.72%	3.99%	35.31%	61.95%	-8.81%	13.13%	25.11%	23.73%	5.12%	-2.29%
NZD	25330	10533	-14797	28201	4866	-23335	29202	5332	-23870	29422	5211	-24211	27006	4892	-22114
	前週比 枚数増減 (枚)			2871	-5667	-8538	1001	466	-535	220	-121	-341	-2416	-319	2097
	前週比 枚数増減 (%)			11.33%	-53.80%	57.70%	3.55%	9.58%	2.29%	0.75%	-2.27%	1.43%	-8.21%	-6.12%	-8.66%
MXN	44190	22709	-21481	44614	10507	-34107	52461	11222	-41239	62775	13350	-49425	73810	13060	-60750
	前週比 枚数増減 (枚)			424	-12202	-12626	7847	715	-7132	10314	2128	-8186	11035	-290	-11325
	前週比 枚数増減 (%)			0.96%	-53.73%	58.78%	17.59%	6.80%	20.91%	19.66%	18.96%	19.85%	17.58%	-2.17%	22.91%
Total All 8	340266	383666	43400	357679	351297	-6382	342836	370064	27228	359162	372812	13650	379236	349194	-30042
	前週比 枚数増減 (枚)			17413	-32369	-49782	-14843	18767	33610	16326	2748	-13578	20074	-23618	-43692
	前週比 枚数増減 (%)			5.12%	-8.44%	-114.71%	-4.15%	5.34%	-526.64%	4.76%	0.74%	-49.87%	5.59%	-6.34%	-320.09%
Total 7 (MXN除く)	296076	360957	64881	313065	340790	27725	290375	358842	68467	296387	359462	63075	305426	336134	30708
	前週比 枚数増減 (枚)			16989	-20167	-37156	-22690	18052	40742	6012	620	-5392	9039	-23328	-32367
	前週比 枚数増減 (%)			5.7%	-5.6%	-57.3%	-7.2%	5.3%	147.0%	2.1%	0.2%	-7.9%	3.0%	-6.5%	-51.3%

直近5週 CFTC IMM主要7通貨の構成



**JAPANESE YEN - CHICAGO MERCANTILE EXCHANGE
FUTURES ONLY POSITIONS**

**Code-097741
2012/03/02 公表値**

Date	投機筋集計				実需筋集計				投機筋+実需筋合計				ドル円終値	
	円買い	円売り	売り越し	売買計	円買い	円売り	売り越し	売買計	円買い	円売り	売り越し	売買計	火曜締め	金曜締め
2012/02/28	51558	52761	1203	104319	83362	52335	-31027	135697	134920	105096	-29824	240016	80.49	81.80
2012/02/21	62062	44805	-17257	106867	72539	66143	-6396	138682	134601	110948	-23653	245549	79.74	81.20
2012/02/14	64096	34637	-29459	98733	69188	83587	14399	152775	133284	118224	-15060	251508	78.41	79.57
2012/02/07	84847	29676	-55171	114523	67345	117566	50221	184911	152192	147242	-4950	299434	76.80	77.63
2012/01/31	81054	24385	-56669	105439	65159	118220	53061	183379	146213	142605	-3608	288818	76.29	76.60
2012/01/24	66194	21827	-44367	88021	64774	100438	35664	165212	130968	122265	-8703	253233	77.65	76.69
2012/01/17	78355	19493	-58862	97848	64244	124129	59885	188373	142599	143622	1023	286221	76.83	77.03
2012/01/10	76671	17014	-59657	93685	63448	120176	56728	183624	140119	137190	-2929	277309	76.83	76.97
2012/01/03	72986	16505	-56481	89491	64329	115986	51657	180315	137315	132491	-4824	269806	76.73	76.96
2011/12/27	52691	30106	-22585	82797	64648	76831	12183	141479	117339	106937	-10402	224276	77.87	76.90
2011/12/20	52148	27672	-24476	79820	62663	79993	17330	142656	114811	107665	-7146	222476	77.82	78.07
2011/12/13	52249	16649	-35600	68898	127716	154671	26955	282387	179965	171320	-8645	351285	77.96	77.76
2011/12/06	56817	18546	-38271	75363	102825	135080	32255	237905	159642	153626	-6016	313268	77.72	77.65
2011/11/29	56162	15615	-40547	71777	90534	125881	35347	216415	146696	141496	-5200	288192	77.95	77.99
2011/11/22	57018	13838	-43180	70856	71333	111966	40633	183299	128351	125804	-2547	254155	76.98	77.74
2011/11/15	49916	16236	-33680	66152	71117	100819	29702	171936	121033	117055	-3978	238088	77.04	76.91
2011/11/08	44320	16243	-28077	60563	70785	95839	25054	166624	115105	112082	-3023	227187	77.73	77.20
2011/11/01	43671	17767	-25904	61438	68980	93739	24759	162719	112651	111506	-1145	224157	78.38	78.24
2011/10/25	75999	21720	-54279	97719	56542	114802	58260	171344	132541	136522	3981	269063	76.08	75.82
2011/10/18	49047	22140	-26907	71187	78263	100223	21960	178486	127310	122363	-4947	249673	76.79	76.28
2011/10/11	54190	19071	-35119	73261	73150	105272	32122	178422	127340	124343	-2997	251683	76.68	77.21
2011/10/04	60867	17405	-43462	78272	46805	86267	39462	133072	107672	103672	-4000	211344	76.85	76.73
2011/09/27	61166	18844	-42322	80010	37340	77590	40250	114930	98506	96434	-2072	194940	76.74	77.02
2011/09/20	63888	18271	-45617	82159	35079	82253	47174	117332	98967	100524	1557	199491	76.45	76.61
2011/09/13	53778	18823	-34955	72601	69951	101512	31561	171463	123729	120335	-3394	244064	76.91	76.79
2011/09/06	48125	15338	-32787	63463	47213	75362	28149	122575	95338	90700	-4638	186038	77.53	77.50

**JAPANESE YEN - CHICAGO MERCANTILE EXCHANGE
FUTURES ONLY POSITIONS Code-097741**

