

JAPANESE YEN - CHICAGO MERCANTILE EXCHANGE
2011/11/29 ~ 2012/05/22

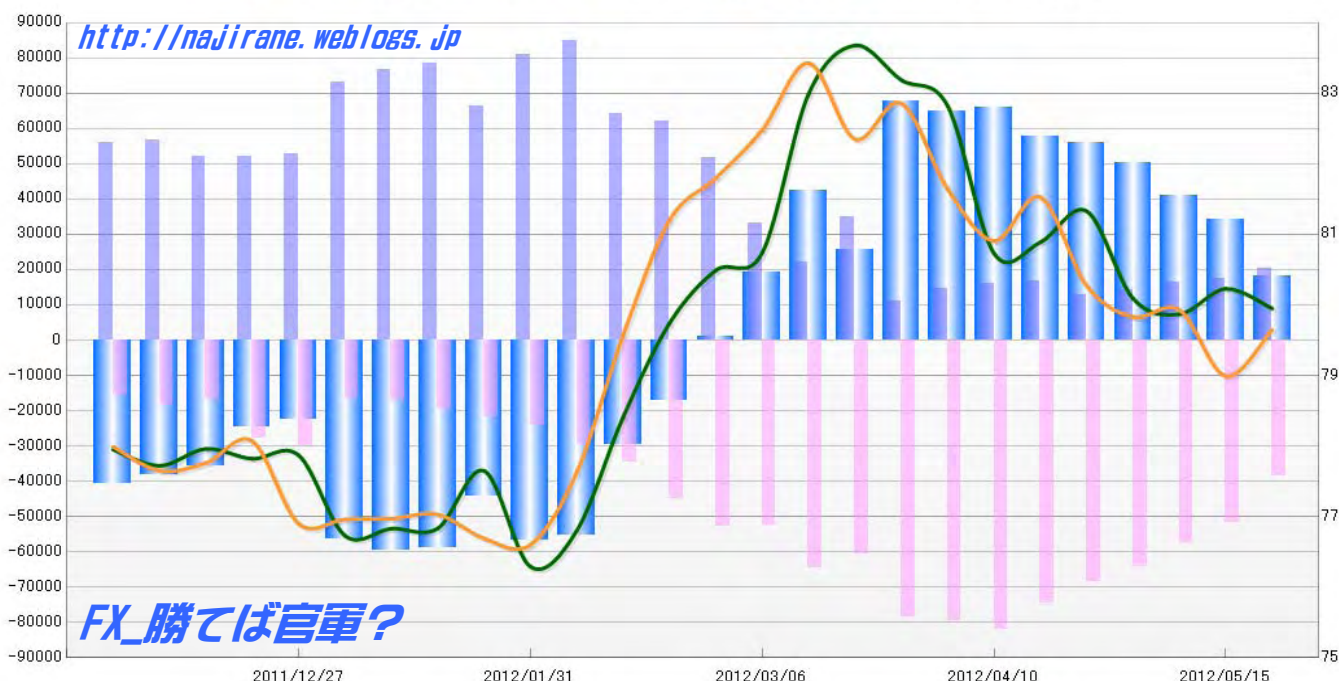
Code=097741

2012/05/25 NYクローズ時公表値

Report_Date	Non Commercial Positions												火曜日 引け値	金曜日 引け値
	Long	増減	増減(%)	Short	増減	増減(%)	売り越し	増減	増減(%)	売買計	増減	増減(%)		
2012/05/22	20483	3028	17.3%	38498	-13272	-25.6%	18015	-16300	-47.5%	58981	-10244	-14.8%	79.95	79.65
2012/05/15	17455	1086	6.6%	51770	-5692	-9.9%	34315	-6778	-16.5%	69225	-4606	-6.2%	80.23	78.99
2012/05/08	16369	2259	16.0%	57462	-6821	-10.6%	41093	-9080	-18.1%	73831	-4562	-5.8%	79.87	79.93
2012/05/01	14110	1441	11.4%	64283	-4289	-6.3%	50173	-5730	-10.2%	78393	-2848	-3.5%	80.09	79.83
2012/04/24	12669	-4248	-25.1%	68572	-6148	-8.2%	55903	-1900	-3.3%	81241	-10396	-11.3%	81.33	80.27
2012/04/17	16917	820	5.1%	74720	-7461	-9.1%	57803	-8281	-12.5%	91637	-6641	-6.8%	80.89	81.53
2012/04/10	16097	1534	10.5%	82181	2510	3.2%	66084	976	1.5%	98278	4044	4.3%	80.73	80.91
2012/04/03	14563	3658	33.5%	79671	1144	1.5%	65108	-2514	-3.7%	94234	4802	5.4%	82.82	81.64
2012/03/27	10905	-24018	-68.8%	78527	17783	29.3%	67622	41801	161.9%	89432	-6235	-6.5%	83.19	82.86
2012/03/20	34923	12674	57.0%	60744	-3885	-6.0%	25821	-16559	-39.1%	95667	8789	10.1%	83.68	82.35
2012/03/13	22249	-11032	-33.1%	64629	11990	22.8%	42380	23022	118.9%	86878	958	1.1%	82.99	83.43
2012/03/06	33281	-18277	-35.4%	52639	-122	-0.2%	19358	18155	1509.1%	85920	-18399	-17.6%	80.74	82.48
2012/02/28	51558	-10504	-16.9%	52761	7956	17.8%	1203	-18460	-107.0%	104319	-2548	-2.4%	80.49	81.80
2012/02/21	62062	-2034	-3.2%	44805	10168	29.4%	-17257	-12202	-41.4%	106867	8134	8.2%	79.74	81.20
2012/02/14	64096	-20751	-24.5%	34637	4961	16.7%	-29459	-25712	-46.6%	98733	-15790	-13.8%	78.41	79.57
2012/02/07	84847	3793	4.7%	29676	5291	21.7%	-55171	-1498	-2.6%	114523	9084	8.6%	76.80	77.63
2012/01/31	81054	14860	22.4%	24385	2558	11.7%	-56669	12302	27.7%	105439	17418	19.8%	76.29	76.60
2012/01/24	66194	-12161	-15.5%	21827	2334	12.0%	-44367	-14495	-24.6%	88021	-9827	-10.0%	77.65	76.69
2012/01/17	78355	1684	2.2%	19493	2479	14.6%	-58862	-795	-1.3%	97848	4163	4.4%	76.83	77.03
2012/01/10	76671	3685	5.0%	17014	509	3.1%	-59657	3176	5.6%	93685	4194	4.7%	76.83	76.97
2012/01/03	72986	20295	38.5%	16505	-13601	-45.2%	-56481	33896	150.1%	89491	6694	8.1%	76.73	76.96
2011/12/27	52691	543	1.0%	30106	2434	8.8%	-22585	-1891	-7.7%	82797	2977	3.7%	77.87	76.90
2011/12/20	52148	-101	-0.2%	27672	11023	66.2%	-24476	-11124	-31.2%	79820	10922	15.9%	77.82	78.07
2011/12/13	52249	-4568	-8.0%	16649	-1897	-10.2%	-35600	-2671	-7.0%	68898	-6465	-8.6%	77.96	77.76
2011/12/06	56817	655	1.2%	18546	2931	18.8%	-38271	-2276	-5.6%	75363	3586	5.0%	77.72	77.65
2011/11/29	56162			15615			-40547			71777			77.95	77.99

JAPANESE YEN - CHICAGO MERCANTILE EXCHANGE
FUTURES ONLY POSITIONS

— 金曜終値 — 火曜終値 — Short枚数 — Long枚数 — 売り越し枚数(マイナスの場合は買越しと読替え)



EURO FX - CHICAGO MERCANTILE EXCHANGE
2011/11/29 ~ 2012/05/22

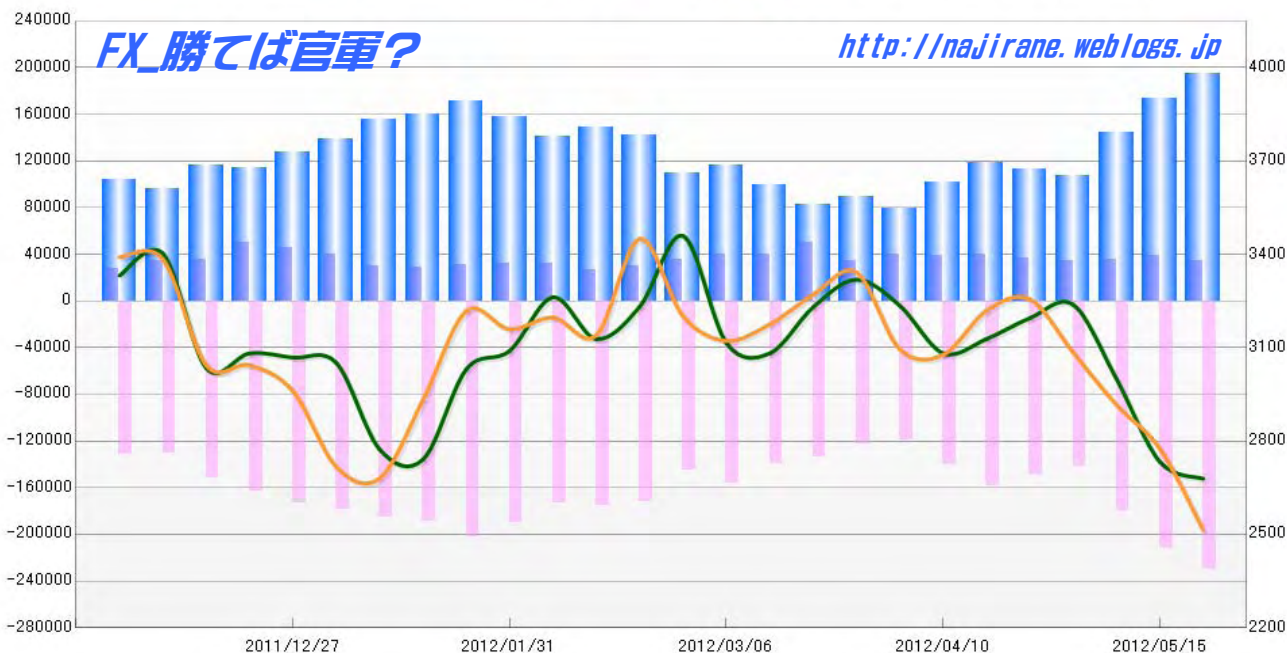
Code-099741

2012/05/25 NYクローズ時公表値

Report_Date	Non Commercial Positions												火曜日 引け値	金曜日 引け値
	Long	増減		Short	増減		売り越し	増減		売買計	増減			
2012/05/22	34714	-3761	-9.8%	230075	17731	8.4%	195361	21492	12.4%	264789	13970	5.6%	1.2679	1.2514
2012/05/15	38475	2453	6.8%	212344	32338	18.0%	173869	29885	20.8%	250819	34791	16.1%	1.2733	1.2775
2012/05/08	36022	1065	3.0%	180006	38059	26.8%	143984	36994	34.6%	216028	39124	22.1%	1.2999	1.2916
2012/05/01	34957	-1332	-3.7%	141947	-7709	-5.2%	106990	-6377	-5.6%	176904	-9041	-4.9%	1.3238	1.3084
2012/04/24	36289	-4021	-10.0%	149656	-8779	-5.5%	113367	-4758	-4.0%	185945	-12800	-6.4%	1.3195	1.3256
2012/04/17	40310	1057	2.7%	158435	17818	12.7%	118125	16761	16.5%	198745	18875	10.5%	1.3128	1.3219
2012/04/10	39253	-582	-1.5%	140617	21302	17.9%	101364	21884	27.5%	179870	20720	13.0%	1.3082	1.3077
2012/04/03	39835	5802	17.0%	119315	-3847	-3.1%	79480	-9649	-10.8%	159150	1955	1.2%	1.3235	1.3095
2012/03/27	34033	-16383	-32.5%	123162	-10208	-7.7%	89129	6175	7.4%	157195	-26591	-14.5%	1.3319	1.3342
2012/03/20	50416	10091	25.0%	133370	-6291	-4.5%	82954	-16382	-16.5%	183786	3800	2.1%	1.3230	1.3270
2012/03/13	40325	382	1.0%	139661	-16755	-10.7%	99336	-17137	-14.7%	179986	-16373	-8.3%	1.3082	1.3175
2012/03/06	39943	4215	11.8%	156416	11014	7.6%	116473	6799	6.2%	196359	15229	8.4%	1.3115	1.3122
2012/02/28	35728	6359	21.7%	145402	-26126	-15.2%	109674	-32485	-22.9%	181130	-19767	-9.8%	1.3459	1.3201
2012/02/21	29369	2595	9.7%	171528	-3887	-2.2%	142159	-6482	-4.4%	200897	-1292	-0.6%	1.3232	1.3450
2012/02/14	26774	-5354	-16.7%	175415	2694	1.6%	148641	8048	5.7%	202189	-2660	-1.3%	1.3128	1.3140
2012/02/07	32128	222	0.7%	172721	-16731	-8.8%	140593	-16953	-10.8%	204849	-16509	-7.5%	1.3262	1.3197
2012/01/31	31906	607	1.9%	189452	-13194	-6.5%	157546	-13801	-8.1%	221358	-12587	-5.4%	1.3090	1.3159
2012/01/24	31299	2903	10.2%	202646	14220	7.5%	171347	11317	7.1%	233945	17123	7.9%	1.3031	1.3218
2012/01/17	28396	-1374	-4.6%	188426	3461	1.9%	160030	4835	3.1%	216822	2087	1.0%	1.2741	1.2932
2012/01/10	29770	-10671	-26.4%	184965	5615	3.1%	155195	16286	11.7%	214735	-5056	-2.3%	1.2773	1.2680
2012/01/03	40441	-4742	-10.5%	179350	6288	3.6%	138909	11030	8.6%	219791	1546	0.7%	1.3051	1.2717
2011/12/27	45183	-4374	-8.8%	173062	9808	6.0%	127879	14182	12.5%	218245	5434	2.6%	1.3068	1.2960
2011/12/20	49557	14050	39.6%	163254	11290	7.4%	113697	-2760	-2.4%	212811	25340	13.5%	1.3082	1.3043
2011/12/13	35507	986	2.9%	151964	21629	16.6%	116457	20643	21.5%	187471	22615	13.7%	1.3034	1.3043
2011/12/06	34521	6901	25.0%	130335	-1587	-1.2%	95814	-8488	-8.1%	164856	5314	3.3%	1.3402	1.3384
2011/11/29	27620			131922			104302			159542			1.3332	1.3391

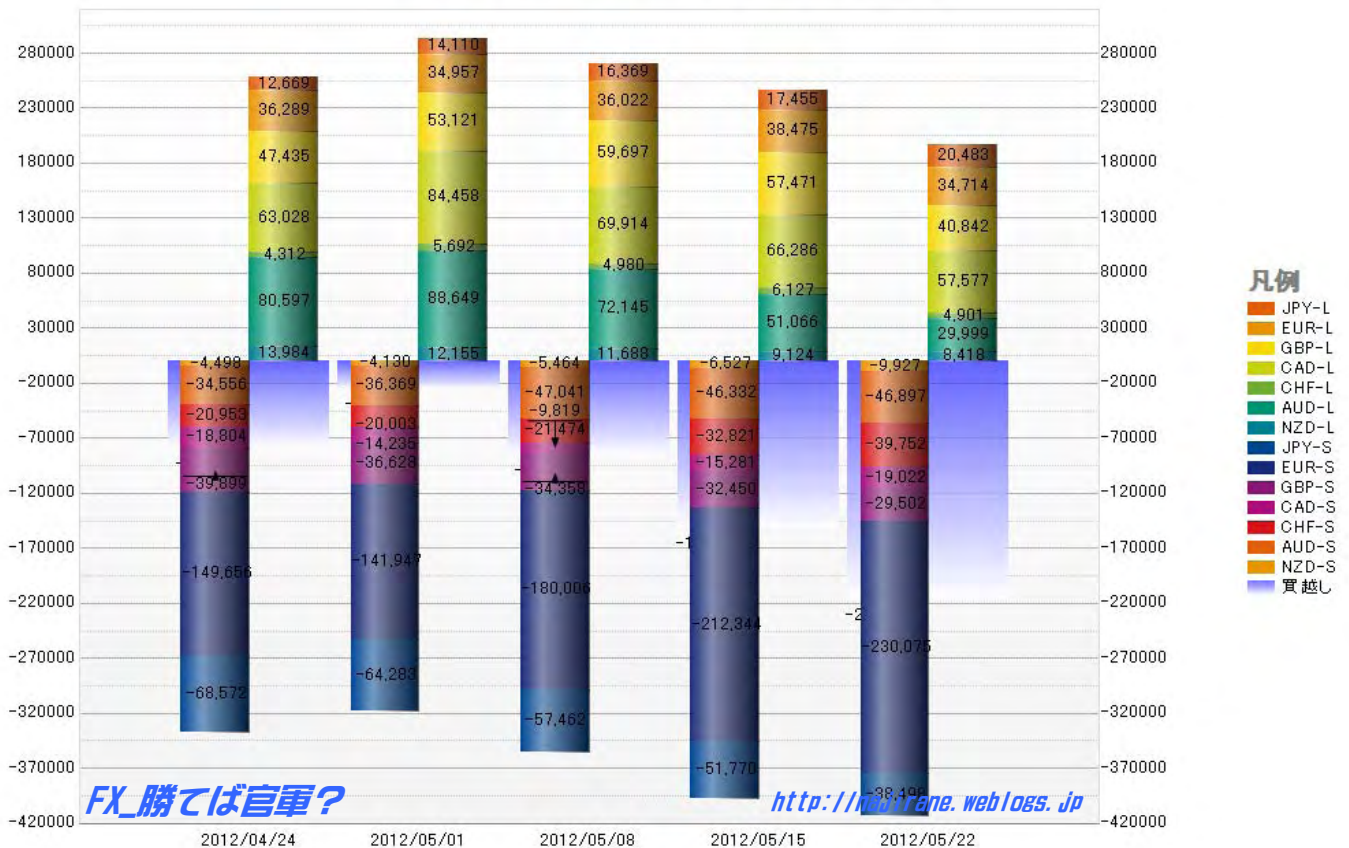
EURO FX - CHICAGO MERCANTILE EXCHANGE
FUTURES ONLY POSITIONS

— 金曜締め週終値 — 火曜締め週終値 — Short枚数 — Long枚数 — 売り越し枚数(マイナスの場合は買越しと読替え)



	2012/04/24			2012/05/01			2012/05/08			2012/05/15			2012/05/22		
	Long	Short	売り越し	Long	Short	売り越し	Long	Short	売り越し	Long	Short	売り越し	Long	Short	売り越し
JPY	12669	68572	55903	14110	64283	50173	16369	57462	41093	17455	51770	34315	20483	38498	18015
	前週比 枚数増減 (枚)			1441	-4289	-5730	2259	-6821	-9080	1086	-5692	-6778	3028	-13272	-16300
	前週比 枚数増減 (%)			11.37%	-6.25%	-10.25%	16.01%	-10.61%	-18.10%	6.63%	-9.91%	-16.49%	17.35%	-25.64%	-47.50%
EUR	36289	149656	113367	34957	141947	106990	36022	180006	143984	38475	212344	173869	34714	230075	195361
	前週比 枚数増減 (枚)			-1332	-7709	-6377	1065	38059	36994	2453	32338	29885	-3761	17731	21492
	前週比 枚数増減 (%)			-3.67%	-5.15%	-5.63%	3.05%	26.81%	34.58%	6.81%	17.96%	20.76%	-9.78%	8.35%	12.36%
GBP	47435	39899	-7536	53121	36628	-16493	59697	34358	-25339	57471	32450	-25021	40842	29502	-11340
	前週比 枚数増減 (枚)			5686	-3271	-8957	6576	-2270	-8846	-2226	-1908	318	-16629	-2948	13681
	前週比 枚数増減 (%)			11.99%	-8.20%	118.86%	12.38%	-6.20%	53.63%	-3.73%	-5.55%	-1.25%	-28.93%	-9.08%	-54.68%
AUD	80597	34556	-46041	88649	36369	-52280	72145	47041	-25104	51066	46332	-4734	29999	46897	16898
	前週比 枚数増減 (枚)			8052	1813	-6239	-16504	10672	27176	-21079	-709	20370	-21067	565	21632
	前週比 枚数増減 (%)			9.99%	5.25%	13.55%	-18.62%	29.34%	-51.98%	-29.22%	-1.51%	-81.14%	-41.25%	1.22%	-456.95%
CAD	63028	18804	-44224	84458	14235	-70223	69914	9819	-60095	66286	15281	-51005	57577	19022	-38555
	前週比 枚数増減 (枚)			21430	-4569	-25999	-14544	-4416	10128	-3628	5462	9090	-8709	3741	12450
	前週比 枚数増減 (%)			34.00%	-24.30%	58.79%	-17.22%	-31.02%	-14.42%	-5.19%	55.63%	-15.13%	-13.14%	24.48%	-24.41%
CHF	4312	20953	16641	5692	20003	14311	4980	21474	16494	6127	32821	26694	4901	39752	34851
	前週比 枚数増減 (枚)			1380	-950	-2330	-712	1471	2183	1147	11347	10200	-1226	6931	8157
	前週比 枚数増減 (%)			32.00%	-4.53%	-14.00%	-12.51%	7.35%	15.25%	23.03%	52.84%	61.84%	-20.01%	21.12%	30.56%
NZD	13984	4498	-9486	12155	4130	-8025	11688	5464	-6224	9124	6527	-2597	8418	9927	1509
	前週比 枚数増減 (枚)			-1829	-368	1461	-467	1334	1801	-2564	1063	3627	-706	3400	4106
	前週比 枚数増減 (%)			-13.08%	-8.18%	-15.40%	-3.84%	32.30%	-22.44%	-21.94%	19.45%	-58.27%	-7.74%	52.09%	-158.11%
MXN	58544	18336	-40208	57907	15862	-42045	53380	16452	-36928	35857	21412	-14445	22415	38531	16116
	前週比 枚数増減 (枚)			-637	-2474	-1837	-4527	590	5117	-17523	4960	22483	-13442	17119	30561
	前週比 枚数増減 (%)			-1.09%	-13.49%	4.57%	-7.82%	3.72%	-12.17%	-32.83%	30.15%	-60.88%	-37.49%	79.95%	-211.57%
Total All 8	316858	355274	38416	351049	333457	-17592	324195	372076	47881	281861	418937	137076	219349	452204	232855
	前週比 枚数増減 (枚)			34191	-21817	-56008	-26854	38619	65473	-42334	46861	89195	-62512	33267	95779
	前週比 枚数増減 (%)			10.79%	-6.14%	-145.79%	-7.65%	11.58%	-372.17%	-13.06%	12.59%	186.28%	-22.18%	7.94%	69.87%
Total 7 (MXN除く)	258314	336938	78624	293142	317595	24453	270815	355624	84809	246004	397525	151521	196934	413673	216739
	前週比 枚数増減 (枚)			34828	-19343	-54171	-22327	38029	60356	-24811	41901	66712	-49070	16148	65218
	前週比 枚数増減 (%)			13.5%	-5.7%	-68.9%	-7.6%	12.0%	246.8%	-9.2%	11.8%	78.7%	-19.9%	4.1%	43.0%

直近5週 CFTC IMM主要7通貨の構成



JAPANESE YEN - CHICAGO MERCANTILE EXCHANGE
FUTURES ONLY POSITIONS

Code-097741
2012/05/25 公表値

Date	投機筋集計				実需筋集計				投機筋+実需筋合計				ドル円終値	
	円買い	円売り	売り越し	売買計	円買い	円売り	売り越し	売買計	円買い	円売り	売り越し	売買計	火曜締め	金曜締め
2012/05/22	20483	38498	18015	58981	106143	63037	-43106	169180	126626	101535	-25091	228161	79.95	79.65
2012/05/15	17455	51770	34315	69225	108497	44889	-63608	153386	125952	96659	-29293	222611	80.23	78.99
2012/05/08	16369	57462	41093	73831	111185	41433	-69752	152618	127554	98895	-28659	226449	79.87	79.93
2012/05/01	14110	64283	50173	78393	114191	31306	-82885	145497	128301	95589	-32712	223890	80.09	79.83
2012/04/24	12669	68572	55903	81241	113918	27577	-86341	141495	126587	96149	-30438	222736	81.33	80.27
2012/04/17	16917	74720	57803	91637	117949	26308	-91641	144257	134866	101028	-33838	235894	80.89	81.53
2012/04/10	16097	82181	66084	98278	124239	21715	-102524	145954	140336	103896	-36440	244232	80.73	80.91
2012/04/03	14563	79671	65108	94234	124871	20393	-104478	145264	139434	100064	-39370	239498	82.82	81.64
2012/03/27	10905	78527	67622	89432	123120	19024	-104096	142144	134025	97551	-36474	231576	83.19	82.86
2012/03/20	34923	60744	25821	95667	92729	32938	-59791	125667	127652	93682	-33970	221334	83.68	82.35
2012/03/13	22249	64629	42380	86878	156362	74440	-81922	230802	178611	139069	-39542	317680	82.99	83.43
2012/03/06	33281	52639	19358	85920	101188	50071	-51117	151259	134469	102710	-31759	237179	80.74	82.48
2012/02/28	51558	52761	1203	104319	83362	52335	-31027	135697	134920	105096	-29824	240016	80.49	81.80
2012/02/21	62062	44805	-17257	106867	72539	66143	-6396	138682	134601	110948	-23653	245549	79.74	81.20
2012/02/14	64096	34637	-29459	98733	69188	83587	14399	152775	133284	118224	-15060	251508	78.41	79.57
2012/02/07	84847	29676	-55171	114523	67345	117566	50221	184911	152192	147242	-4950	299434	76.80	77.63
2012/01/31	81054	24385	-56669	105439	65159	118220	53061	183379	146213	142605	-3608	288818	76.29	76.60
2012/01/24	66194	21827	-44367	88021	64774	100438	35664	165212	130968	122265	-8703	253233	77.65	76.69
2012/01/17	78355	19493	-58862	97848	64244	124129	59885	188373	142599	143622	1023	286221	76.83	77.03
2012/01/10	76671	17014	-59657	93685	63448	120176	56728	183624	140119	137190	-2929	277309	76.83	76.97
2012/01/03	72986	16505	-56481	89491	64329	115986	51657	180315	137315	132491	-4824	269806	76.73	76.96
2011/12/27	52691	30106	-22585	82797	64648	76831	12183	141479	117339	106937	-10402	224276	77.87	76.90
2011/12/20	52148	27672	-24476	79820	62663	79993	17330	142656	114811	107665	-7146	222476	77.82	78.07
2011/12/13	52249	16649	-35600	68898	127716	154671	26955	282387	179965	171320	-8645	351285	77.96	77.76
2011/12/06	56817	18546	-38271	75363	102825	135080	32255	237905	159642	153626	-6016	313268	77.72	77.65
2011/11/29	56162	15615	-40547	71777	90534	125881	35347	216415	146696	141496	-5200	288192	77.95	77.99

JAPANESE YEN - CHICAGO MERCANTILE EXCHANGE
FUTURES ONLY POSITIONS Code-097741

