

JAPANESE YEN - CHICAGO MERCANTILE EXCHANGE
2012/04/10 ~ 2012/10/02

Code-097741

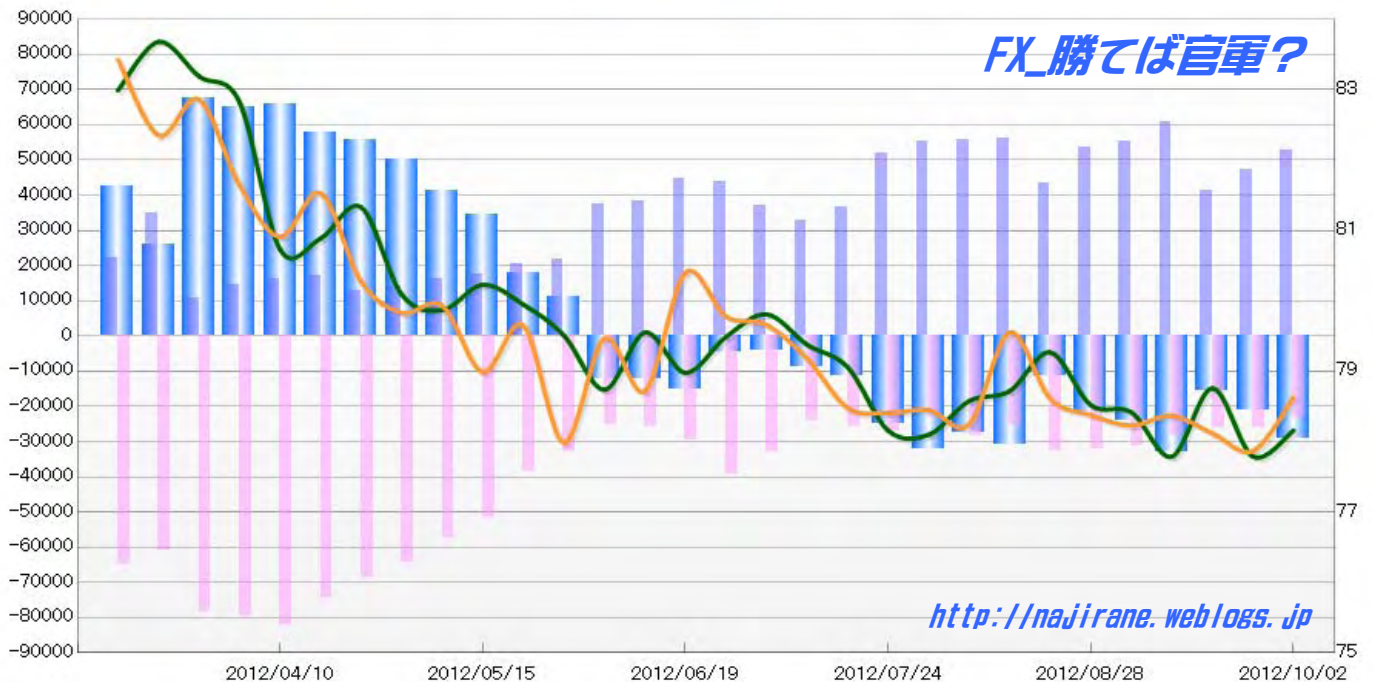
2012/10/05 NYクローズ時公表値

| Report_Date | Non Commercial Positions | | | | | | | | | | | | 火曜日 引け値 | 金曜日 引け値 |
|-------------|--------------------------|--------|--------|-------|--------|--------|--------|--------|---------|-------|--------|--------|------------|------------|
| | Long | 増減 | 増減(%) | Short | 増減 | 増減(%) | 売り越し | 増減 | 増減(%) | 売買計 | 増減 | 増減(%) | | |
| 2012/10/02 | 52696 | 5378 | 11.4% | 23361 | -2846 | -10.9% | -29335 | 8224 | 39.0% | 76057 | 2532 | 3.4% | 78.16 | 78.63 |
| 2012/09/25 | 47318 | 5818 | 14.0% | 26207 | 183 | 0.7% | -21111 | 5635 | 36.4% | 73525 | 6001 | 8.9% | 77.79 | 77.87 |
| 2012/09/18 | 41500 | -19362 | -31.8% | 26024 | -2065 | -7.4% | -15476 | -17297 | -52.8% | 67524 | -21427 | -24.1% | 78.76 | 78.12 |
| 2012/09/11 | 60862 | 5729 | 10.4% | 28089 | -3037 | -9.8% | -32773 | 8766 | 36.5% | 88951 | 2692 | 3.1% | 77.79 | 78.37 |
| 2012/09/04 | 55133 | 1562 | 2.9% | 31126 | -889 | -2.8% | -24007 | 2451 | 11.4% | 86259 | 673 | 0.8% | 78.42 | 78.23 |
| 2012/08/28 | 53571 | 9987 | 22.9% | 32015 | -398 | -1.2% | -21556 | 10385 | 93.0% | 85586 | 9589 | 12.6% | 78.52 | 78.38 |
| 2012/08/21 | 43584 | -12399 | -22.1% | 32413 | 7134 | 28.2% | -11171 | -19533 | -63.6% | 75997 | -5265 | -6.5% | 79.27 | 78.61 |
| 2012/08/14 | 55983 | 100 | 0.2% | 25279 | -3065 | -10.8% | -30704 | 3165 | 11.5% | 81262 | -2965 | -3.5% | 78.72 | 79.55 |
| 2012/08/07 | 55883 | 510 | 0.9% | 28344 | 5225 | 22.6% | -27539 | -4715 | -14.6% | 84227 | 5735 | 7.3% | 78.58 | 78.25 |
| 2012/07/31 | 55373 | 3349 | 6.4% | 23119 | -3844 | -14.3% | -32254 | 7193 | 28.7% | 78492 | -495 | -0.6% | 78.10 | 78.45 |
| 2012/07/24 | 52024 | 15290 | 41.6% | 26963 | 1350 | 5.3% | -25061 | 13940 | 125.3% | 78987 | 16640 | 26.7% | 78.16 | 78.41 |
| 2012/07/17 | 36734 | 3814 | 11.6% | 25613 | 1645 | 6.9% | -11121 | 2169 | 24.2% | 62347 | 5459 | 9.6% | 79.06 | 78.48 |
| 2012/07/10 | 32920 | -4030 | -10.9% | 23968 | -8807 | -26.9% | -8952 | 4777 | 114.4% | 56888 | -12837 | -18.4% | 79.38 | 79.18 |
| 2012/07/03 | 36950 | -6960 | -15.9% | 32775 | -6593 | -16.7% | -4175 | -367 | -8.1% | 69725 | -13553 | -16.3% | 79.81 | 79.66 |
| 2012/06/26 | 43910 | -830 | -1.9% | 39368 | 9765 | 33.0% | -4542 | -10595 | -70.0% | 83278 | 8935 | 12.0% | 79.49 | 79.78 |
| 2012/06/19 | 44740 | 6558 | 17.2% | 29603 | 3728 | 14.4% | -15137 | 2830 | 23.0% | 74343 | 10286 | 16.1% | 78.98 | 80.40 |
| 2012/06/12 | 38182 | 806 | 2.2% | 25875 | 572 | 2.3% | -12307 | 234 | 1.9% | 64057 | 1378 | 2.2% | 79.55 | 78.72 |
| 2012/06/05 | 37376 | 15756 | 72.9% | 25303 | -7647 | -23.2% | -12073 | -23403 | -206.6% | 62679 | 8109 | 14.9% | 78.74 | 79.47 |
| 2012/05/29 | 21620 | 1137 | 5.6% | 32950 | -5548 | -14.4% | 11330 | -6685 | -37.1% | 54570 | -4411 | -7.5% | 79.51 | 77.99 |
| 2012/05/22 | 20483 | 3028 | 17.3% | 38498 | -13272 | -25.6% | 18015 | -16300 | -47.5% | 58981 | -10244 | -14.8% | 79.95 | 79.65 |
| 2012/05/15 | 17455 | 1086 | 6.6% | 51770 | -5692 | -9.9% | 34315 | -6778 | -16.5% | 69225 | -4606 | -6.2% | 80.23 | 78.99 |
| 2012/05/08 | 16369 | 2259 | 16.0% | 57462 | -6821 | -10.6% | 41093 | -9080 | -18.1% | 73831 | -4562 | -5.8% | 79.87 | 79.93 |
| 2012/05/01 | 14110 | 1441 | 11.4% | 64283 | -4289 | -6.3% | 50173 | -5730 | -10.2% | 78393 | -2848 | -3.5% | 80.09 | 79.83 |
| 2012/04/24 | 12669 | -4248 | -25.1% | 68572 | -6148 | -8.2% | 55903 | -1900 | -3.3% | 81241 | -10396 | -11.3% | 81.33 | 80.27 |
| 2012/04/17 | 16917 | 820 | 5.1% | 74720 | -7461 | -9.1% | 57803 | -8281 | -12.5% | 91637 | -6641 | -6.8% | 80.89 | 81.53 |
| 2012/04/10 | 16097 | | | 82181 | | | 66084 | | | 98278 | | | 80.73 | 80.91 |

JAPANESE YEN - CHICAGO MERCANTILE EXCHANGE
FUTURES ONLY POSITIONS

— 金曜終値 — 火曜終値 — Short枚数 — Long枚数 — 売り越し枚数(マイナスの場合は買越しと読替え)

FX_勝てば官軍?



EURO FX - CHICAGO MERCANTILE EXCHANGE
2012/04/10 ~ 2012/10/02

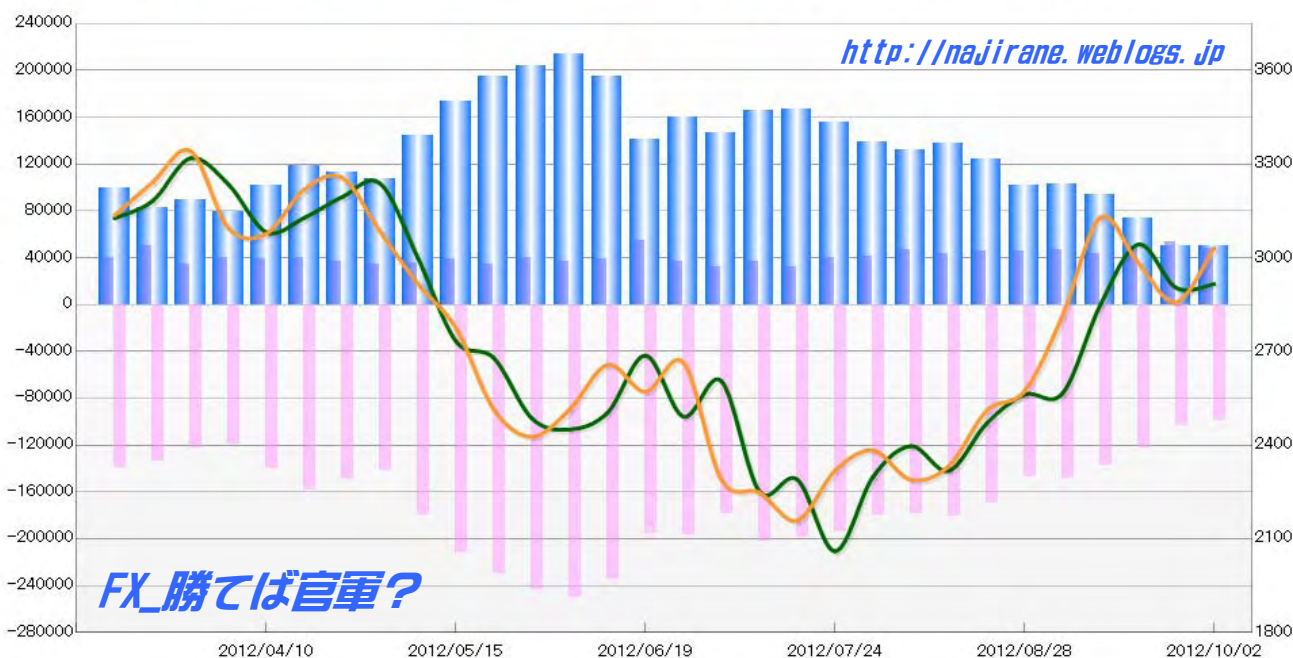
Code-099741

2012/10/05 NYクローズ時公表値

| Report_Date | Non Commercial Positions | | | | | | | | 火曜日 引け値 | 金曜日 引け値 | | | | |
|-------------|--------------------------|--------|--------|--------|--------|--------|--------|--------|------------|------------|--------|--------|--------|--------|
| | Long | 増減 | | Short | 増減 | | 売り越し | 増減 | | | | | | |
| 2012/10/02 | 48335 | -5010 | -9.4% | 98600 | -4983 | -4.8% | 50265 | 27 | 0.1% | 146935 | -9993 | -6.4% | 1.2916 | 1.3032 |
| 2012/09/25 | 53345 | 4528 | 9.3% | 103583 | -18716 | -15.3% | 50238 | -23244 | -31.6% | 156928 | -14188 | -8.3% | 1.2903 | 1.2858 |
| 2012/09/18 | 48817 | 5637 | 13.1% | 122299 | -14539 | -10.6% | 73482 | -20176 | -21.5% | 171116 | -8902 | -4.9% | 1.3043 | 1.2983 |
| 2012/09/11 | 43180 | -3400 | -7.3% | 136838 | -12048 | -8.1% | 93658 | -8648 | -8.5% | 180018 | -15448 | -7.9% | 1.2850 | 1.3129 |
| 2012/09/04 | 46580 | 653 | 1.4% | 148886 | 1398 | 0.9% | 102306 | 745 | 0.7% | 195466 | 2051 | 1.1% | 1.2566 | 1.2815 |
| 2012/08/28 | 45927 | -59 | -0.1% | 147488 | -22430 | -13.2% | 101561 | -22371 | -18.1% | 193415 | -22489 | -10.4% | 1.2562 | 1.2573 |
| 2012/08/21 | 45986 | 2834 | 6.6% | 169918 | -11044 | -6.1% | 123932 | -13878 | -10.1% | 215904 | -8210 | -3.7% | 1.2470 | 1.2511 |
| 2012/08/14 | 43152 | -3590 | -7.7% | 180962 | 2509 | 1.4% | 137810 | 6099 | 4.6% | 224114 | -1081 | -0.5% | 1.2318 | 1.2333 |
| 2012/08/07 | 46742 | 5415 | 13.1% | 178453 | -1868 | -1.0% | 131711 | -7283 | -5.2% | 225195 | 3547 | 1.6% | 1.2397 | 1.2289 |
| 2012/07/31 | 41327 | 1826 | 4.6% | 180321 | -14246 | -7.3% | 138994 | -16072 | -10.4% | 221648 | -12420 | -5.3% | 1.2298 | 1.2383 |
| 2012/07/24 | 39501 | 7680 | 24.1% | 194567 | -4503 | -2.3% | 155066 | -12183 | -7.3% | 234068 | 3177 | 1.4% | 1.2060 | 1.2318 |
| 2012/07/17 | 31821 | -4588 | -12.6% | 199070 | -3044 | -1.5% | 167249 | 1544 | 0.9% | 230891 | -7632 | -3.2% | 1.2290 | 1.2158 |
| 2012/07/10 | 36409 | 4173 | 12.9% | 202114 | 23701 | 13.3% | 165705 | 19528 | 13.4% | 238523 | 27874 | 13.2% | 1.2252 | 1.2248 |
| 2012/07/03 | 32236 | -4697 | -12.7% | 178413 | -18400 | -9.3% | 146177 | -13703 | -8.6% | 210649 | -23097 | -9.9% | 1.2605 | 1.2289 |
| 2012/06/26 | 36933 | -17516 | -32.2% | 196813 | 1298 | 0.7% | 159880 | 18814 | 13.3% | 233746 | -16218 | -6.5% | 1.2491 | 1.2664 |
| 2012/06/19 | 54449 | 15204 | 38.7% | 195515 | -38917 | -16.6% | 141066 | -54121 | -27.7% | 249964 | -23713 | -8.7% | 1.2687 | 1.2571 |
| 2012/06/12 | 39245 | 2594 | 7.1% | 234432 | -16637 | -6.6% | 195187 | -19231 | -9.0% | 273677 | -14043 | -4.9% | 1.2504 | 1.2657 |
| 2012/06/05 | 36651 | -3636 | -9.0% | 251069 | 7367 | 3.0% | 214418 | 11003 | 5.4% | 287720 | 3731 | 1.3% | 1.2450 | 1.2514 |
| 2012/05/29 | 40287 | 5573 | 16.1% | 243702 | 13627 | 5.9% | 203415 | 8054 | 4.1% | 283989 | 19200 | 7.3% | 1.2486 | 1.2427 |
| 2012/05/22 | 34714 | -3761 | -9.8% | 230075 | 17731 | 8.4% | 195361 | 21492 | 12.4% | 264789 | 13970 | 5.6% | 1.2679 | 1.2514 |
| 2012/05/15 | 38475 | 2453 | 6.8% | 212344 | 32338 | 18.0% | 173869 | 29885 | 20.8% | 250819 | 34791 | 16.1% | 1.2733 | 1.2775 |
| 2012/05/08 | 36022 | 1065 | 3.0% | 180006 | 38059 | 26.8% | 143984 | 36994 | 34.6% | 216028 | 39124 | 22.1% | 1.2999 | 1.2916 |
| 2012/05/01 | 34957 | -1332 | -3.7% | 141947 | -7709 | -5.2% | 106990 | -6377 | -5.6% | 176904 | -9041 | -4.9% | 1.3238 | 1.3084 |
| 2012/04/24 | 36289 | -4021 | -10.0% | 149656 | -8779 | -5.5% | 113367 | -4758 | -4.0% | 185945 | -12800 | -6.4% | 1.3195 | 1.3256 |
| 2012/04/17 | 40310 | 1057 | 2.7% | 158435 | 17818 | 12.7% | 118125 | 16761 | 16.5% | 198745 | 18875 | 10.5% | 1.3128 | 1.3219 |
| 2012/04/10 | 39253 | | | 140617 | | | 101364 | | | 179870 | | | 1.3082 | 1.3077 |

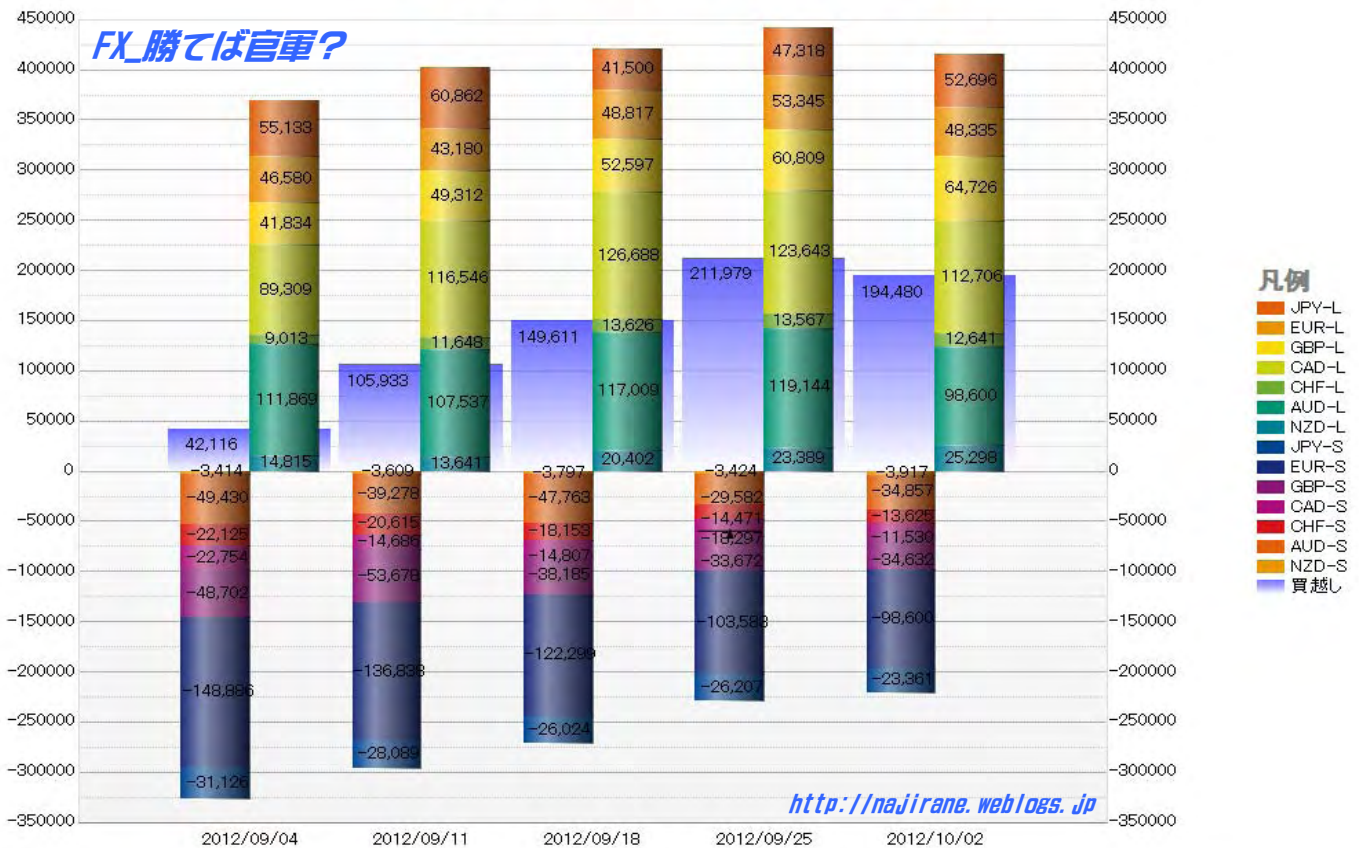
EURO FX - CHICAGO MERCANTILE EXCHANGE
FUTURES ONLY POSITIONS

— 金曜締め週終値 — 火曜締め週終値 — Short枚数 — Long枚数 — 売り越し枚数(マイナスの場合は買越しと読替え)



| | 2012/09/04 | | | 2012/09/11 | | | 2012/09/18 | | | 2012/09/25 | | | 2012/10/02 | | |
|----------------|--------------|--------|--------|------------|---------|---------|------------|---------|----------|------------|---------|---------|------------|---------|---------|
| | Long | Short | 売り越し | Long | Short | 売り越し | Long | Short | 売り越し | Long | Short | 売り越し | Long | Short | 売り越し |
| JPY | 55133 | 31126 | -24007 | 60862 | 28089 | -32773 | 41500 | 26024 | -15476 | 47318 | 26207 | -21111 | 52696 | 23361 | -29335 |
| | 前週比 枚数増減 (枚) | | | 5729 | -3037 | -8766 | -19362 | -2065 | 17297 | 5818 | 183 | -5635 | 5378 | -2846 | -8224 |
| | 前週比 枚数増減 (%) | | | 10.39% | -9.76% | 36.51% | -31.81% | -7.35% | -52.78% | 14.02% | 0.70% | 36.41% | 11.37% | -10.86% | 38.96% |
| EUR | 46580 | 148886 | 102306 | 43180 | 136838 | 93658 | 48817 | 122299 | 73482 | 53345 | 103583 | 50238 | 48335 | 98600 | 50265 |
| | 前週比 枚数増減 (枚) | | | -3400 | -12048 | -8648 | 5637 | -14539 | -20176 | 4528 | -18716 | -23244 | -5010 | -4983 | 27 |
| | 前週比 枚数増減 (%) | | | -7.30% | -8.09% | -8.45% | 13.05% | -10.62% | -21.54% | 9.28% | -15.30% | -31.63% | -9.39% | -4.81% | 0.05% |
| GBP | 41834 | 48702 | 6868 | 49312 | 53678 | 4366 | 52597 | 38185 | -14412 | 60809 | 33672 | -27137 | 64726 | 34632 | -30094 |
| | 前週比 枚数増減 (枚) | | | 7478 | 4976 | -2502 | 3285 | -15493 | -18778 | 8212 | -4513 | -12725 | 3917 | 960 | -2957 |
| | 前週比 枚数増減 (%) | | | 17.88% | 10.22% | -36.43% | 6.66% | -28.86% | -430.10% | 15.61% | -11.82% | 88.29% | 6.44% | 2.85% | 10.90% |
| AUD | 111869 | 49430 | -62439 | 107537 | 39278 | -68259 | 117009 | 47763 | -69246 | 119144 | 29582 | -89562 | 98600 | 34857 | -63743 |
| | 前週比 枚数増減 (枚) | | | -4332 | -10152 | -5820 | 9472 | 8485 | -987 | 2135 | -18181 | -20316 | -20544 | 5275 | 25819 |
| | 前週比 枚数増減 (%) | | | -3.87% | -20.54% | 9.32% | 8.81% | 21.60% | 1.45% | 1.82% | -38.07% | 29.34% | -17.24% | 17.83% | -28.83% |
| CAD | 89309 | 22754 | -66555 | 116546 | 14686 | -101860 | 126688 | 14807 | -111881 | 123643 | 18297 | -105346 | 112706 | 11530 | -101176 |
| | 前週比 枚数増減 (枚) | | | 27237 | -8068 | -35305 | 10142 | 121 | -10021 | -3045 | 3490 | 6535 | -10937 | -6767 | 4170 |
| | 前週比 枚数増減 (%) | | | 30.50% | -35.46% | 53.05% | 8.70% | 0.82% | 9.84% | -2.40% | 23.57% | -5.84% | -8.85% | -36.98% | -3.96% |
| CHF | 9013 | 22125 | 13112 | 11648 | 20615 | 8967 | 13626 | 18153 | 4527 | 13567 | 14471 | 904 | 12641 | 13625 | 984 |
| | 前週比 枚数増減 (枚) | | | 2635 | -1510 | -4145 | 1978 | -2462 | -4440 | -59 | -3682 | -3623 | -926 | -846 | 80 |
| | 前週比 枚数増減 (%) | | | 29.24% | -6.82% | -31.61% | 16.98% | -11.94% | -49.51% | -0.43% | -20.28% | -80.03% | -6.83% | -5.85% | 8.85% |
| NZD | 14815 | 3414 | -11401 | 13641 | 3609 | -10032 | 20402 | 3797 | -16605 | 23389 | 3424 | -19965 | 25298 | 3917 | -21381 |
| | 前週比 枚数増減 (枚) | | | -1174 | 195 | 1369 | 6761 | 188 | -6573 | 2987 | -373 | -3360 | 1909 | 493 | -1416 |
| | 前週比 枚数増減 (%) | | | -7.92% | 5.71% | -12.01% | 49.56% | 5.21% | 65.52% | 14.64% | -9.82% | 20.23% | 8.16% | 14.40% | 7.09% |
| MXN | 101497 | 10616 | -90881 | 127168 | 4925 | -122243 | 140375 | 22228 | -118147 | 147245 | 5989 | -141256 | 137986 | 2121 | -135865 |
| | 前週比 枚数増減 (枚) | | | 25671 | -5691 | -31362 | 13207 | 17303 | 4096 | 6870 | -16239 | -23109 | -9259 | -3868 | 5391 |
| | 前週比 枚数増減 (%) | | | 25.29% | -53.61% | 34.51% | 10.39% | 351.33% | -3.35% | 4.89% | -73.06% | 19.56% | -6.29% | -64.59% | -3.82% |
| Total All 8 | 470050 | 337053 | #### | 529894 | 301718 | #### | 561014 | 293256 | -267758 | 588460 | 235225 | -353235 | 552988 | 222643 | -330345 |
| | 前週比 枚数増減 (枚) | | | 59844 | -35335 | -95179 | 31120 | -8462 | -39582 | 27446 | -58031 | -85477 | -35472 | -12582 | 22890 |
| | 前週比 枚数増減 (%) | | | 12.73% | -10.48% | 71.56% | 5.87% | -2.80% | 17.35% | 4.89% | -19.79% | 31.92% | -6.03% | -5.35% | -6.48% |
| Total 7 (MXN除) | 368553 | 326437 | -42116 | 402726 | 296793 | #### | 420639 | 271028 | -149611 | 441215 | 229236 | -211979 | 415002 | 220522 | -194480 |
| | 前週比 枚数増減 (枚) | | | 34173 | -29644 | -63817 | 17913 | -25765 | -43678 | 20576 | -41792 | -62368 | -26213 | -8714 | 17499 |
| | 前週比 枚数増減 (%) | | | 9.3% | -9.1% | 151.5% | 4.4% | -8.7% | 41.2% | 4.9% | -15.4% | 41.7% | -5.9% | -3.8% | -8.3% |

直近5週 CFTC IMM主要7通貨の構成

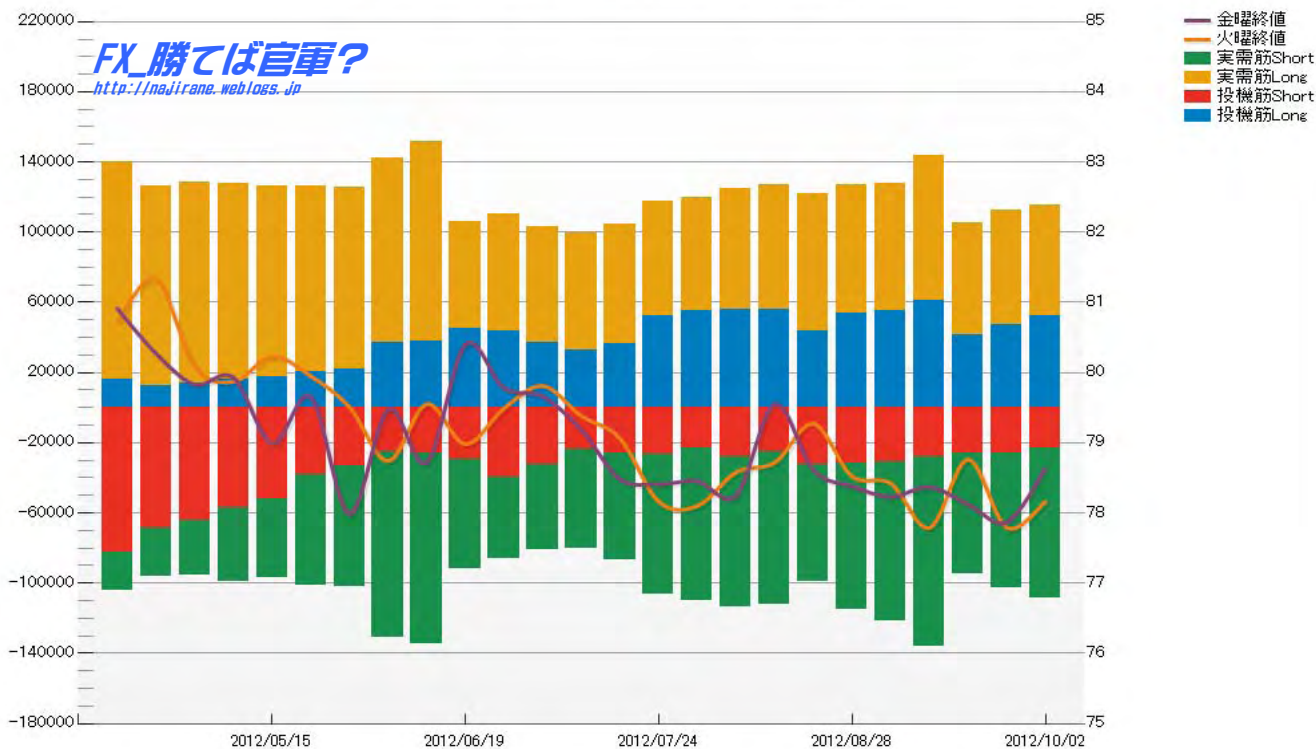


JAPANESE YEN - CHICAGO MERCANTILE EXCHANGE
FUTURES ONLY POSITIONS

Code-097741
2012/10/05 公表値

| Date | 投機筋集計 | | | | 実需筋集計 | | | | 投機筋+実需筋合計 | | | | ドル円終値 | |
|------------|-------|-------|--------|-------|--------|--------|---------|--------|-----------|--------|--------|--------|-------|-------|
| | 円買い | 円売り | 売り越し | 売買計 | 円買い | 円売り | 売り越し | 売買計 | 円買い | 円売り | 売り越し | 売買計 | 火曜締め | 金曜締め |
| 2012/10/02 | 52696 | 23361 | -29335 | 76057 | 62717 | 85238 | 22521 | 147955 | 115413 | 108599 | -6814 | 224012 | 78.16 | 78.63 |
| 2012/09/25 | 47318 | 26207 | -21111 | 73525 | 65054 | 76712 | 11658 | 141766 | 112372 | 102919 | -9453 | 215291 | 77.79 | 77.87 |
| 2012/09/18 | 41500 | 26024 | -15476 | 67524 | 63586 | 69015 | 5429 | 132601 | 105086 | 95039 | -10047 | 200125 | 78.76 | 78.12 |
| 2012/09/11 | 60862 | 28089 | -32773 | 88951 | 82795 | 108142 | 25347 | 190937 | 143657 | 136231 | -7426 | 279888 | 77.79 | 78.37 |
| 2012/09/04 | 55133 | 31126 | -24007 | 86259 | 72936 | 90420 | 17484 | 163356 | 128069 | 121546 | -6523 | 249615 | 78.42 | 78.23 |
| 2012/08/28 | 53571 | 32015 | -21556 | 85586 | 73630 | 83302 | 9672 | 156932 | 127201 | 115317 | -11884 | 242518 | 78.52 | 78.38 |
| 2012/08/21 | 43584 | 32413 | -11171 | 75997 | 78662 | 67012 | -11650 | 145674 | 122246 | 99425 | -22821 | 221671 | 79.27 | 78.61 |
| 2012/08/14 | 55983 | 25279 | -30704 | 81262 | 71053 | 87076 | 16023 | 158129 | 127036 | 112355 | -14681 | 239391 | 78.72 | 79.55 |
| 2012/08/07 | 55883 | 28344 | -27539 | 84227 | 69117 | 85413 | 16296 | 154530 | 125000 | 113757 | -11243 | 238757 | 78.58 | 78.25 |
| 2012/07/31 | 55373 | 23119 | -32254 | 78492 | 64503 | 87144 | 22641 | 151647 | 119876 | 110263 | -9613 | 230139 | 78.10 | 78.45 |
| 2012/07/24 | 52024 | 26963 | -25061 | 78987 | 65716 | 79575 | 13859 | 145291 | 117740 | 106538 | -11202 | 224278 | 78.16 | 78.41 |
| 2012/07/17 | 36734 | 25613 | -11121 | 62347 | 67719 | 61020 | -6699 | 128739 | 104453 | 86633 | -17820 | 191086 | 79.06 | 78.48 |
| 2012/07/10 | 32920 | 23968 | -8952 | 56888 | 66776 | 56267 | -10509 | 123043 | 99696 | 80235 | -19461 | 179931 | 79.38 | 79.18 |
| 2012/07/03 | 36950 | 32775 | -4175 | 69725 | 66299 | 48531 | -17768 | 114830 | 103249 | 81306 | -21943 | 184555 | 79.81 | 79.66 |
| 2012/06/26 | 43910 | 39368 | -4542 | 83278 | 66111 | 46910 | -19201 | 113021 | 110021 | 86278 | -23743 | 196299 | 79.49 | 79.78 |
| 2012/06/19 | 44740 | 29603 | -15137 | 74343 | 61597 | 62271 | 674 | 123868 | 106337 | 91874 | -14463 | 198211 | 78.98 | 80.40 |
| 2012/06/12 | 38182 | 25875 | -12307 | 64057 | 113390 | 109112 | -4278 | 222502 | 151572 | 134987 | -16585 | 286559 | 79.55 | 78.72 |
| 2012/06/05 | 37376 | 25303 | -12073 | 62679 | 104807 | 105560 | 753 | 210367 | 142183 | 130863 | -11320 | 273046 | 78.74 | 79.47 |
| 2012/05/29 | 21620 | 32950 | 11330 | 54570 | 103632 | 69457 | -34175 | 173089 | 125252 | 102407 | -22845 | 227659 | 79.51 | 77.99 |
| 2012/05/22 | 20483 | 38498 | 18015 | 58981 | 106143 | 63037 | -43106 | 169180 | 126626 | 101535 | -25091 | 228161 | 79.95 | 79.65 |
| 2012/05/15 | 17455 | 51770 | 34315 | 69225 | 108497 | 44889 | -63608 | 153386 | 125952 | 96659 | -29293 | 222611 | 80.23 | 78.99 |
| 2012/05/08 | 16369 | 57462 | 41093 | 73831 | 111185 | 41433 | -69752 | 152618 | 127554 | 98895 | -28659 | 226449 | 79.87 | 79.93 |
| 2012/05/01 | 14110 | 64283 | 50173 | 78393 | 114191 | 31306 | -82885 | 145497 | 128301 | 95589 | -32712 | 223890 | 80.09 | 79.83 |
| 2012/04/24 | 12669 | 68572 | 55903 | 81241 | 113918 | 27577 | -86341 | 141495 | 126587 | 96149 | -30438 | 222736 | 81.33 | 80.27 |
| 2012/04/17 | 16917 | 74720 | 57803 | 91637 | 117949 | 26308 | -91641 | 144257 | 134866 | 101028 | -33838 | 235894 | 80.89 | 81.53 |
| 2012/04/10 | 16097 | 82181 | 66084 | 98278 | 124239 | 21715 | -102524 | 145954 | 140336 | 103896 | -36440 | 244232 | 80.73 | 80.91 |

JAPANESE YEN - CHICAGO MERCANTILE EXCHANGE
FUTURES ONLY POSITIONS Code-097741



| Date | 投機筋集計 | | | | 実需筋集計 | | | | 投機筋+実需筋合計 | | | | ドル円終値 | |
|------------|-------|--------|--------|--------|--------|--------|---------|--------|-----------|--------|--------|--------|--------|--------|
| | EUR買い | EUR売り | 売り越し | 売買計 | EUR買い | EUR売り | 売り越し | 売買計 | EUR買い | EUR売り | 売り越し | 売買計 | 火曜締め | 金曜締め |
| 2012/10/02 | 48335 | 98600 | 50265 | 146935 | 123654 | 64024 | -59630 | 187678 | 171989 | 162624 | -9365 | 334613 | 1.2916 | 1.3032 |
| 2012/09/25 | 53345 | 103583 | 50238 | 156928 | 119654 | 59930 | -59724 | 179584 | 172999 | 163513 | -9486 | 336512 | 1.2903 | 1.2858 |
| 2012/09/18 | 48817 | 122299 | 73482 | 171116 | 140884 | 53819 | -87065 | 194703 | 189701 | 176118 | -13583 | 365819 | 1.3043 | 1.2983 |
| 2012/09/11 | 43180 | 136838 | 93658 | 180018 | 230240 | 117157 | -113083 | 347397 | 273420 | 253995 | -19425 | 527415 | 1.2850 | 1.3129 |
| 2012/09/04 | 46580 | 148886 | 102306 | 195466 | 225276 | 100488 | -124788 | 325764 | 271856 | 249374 | -22482 | 521230 | 1.2566 | 1.2815 |
| 2012/08/28 | 45927 | 147488 | 101561 | 193415 | 224688 | 97055 | -127633 | 321743 | 270615 | 244543 | -26072 | 515158 | 1.2562 | 1.2573 |
| 2012/08/21 | 45986 | 169918 | 123932 | 215904 | 232459 | 85016 | -147443 | 317475 | 278445 | 254934 | -23511 | 533379 | 1.2470 | 1.2511 |
| 2012/08/14 | 43152 | 180962 | 137810 | 224114 | 241859 | 73974 | -167885 | 315833 | 285011 | 254936 | -30075 | 539947 | 1.2318 | 1.2333 |
| 2012/08/07 | 46742 | 178453 | 131711 | 225195 | 238441 | 74547 | -163894 | 312988 | 285183 | 253000 | -32183 | 538183 | 1.2397 | 1.2289 |
| 2012/07/31 | 41327 | 180321 | 138994 | 221648 | 234082 | 61370 | -172712 | 295452 | 275409 | 241691 | -33718 | 517100 | 1.2298 | 1.2383 |
| 2012/07/24 | 39501 | 194567 | 155066 | 234068 | 248645 | 56865 | -191780 | 305510 | 288146 | 251432 | -36714 | 539578 | 1.2060 | 1.2318 |
| 2012/07/17 | 31821 | 199070 | 167249 | 230891 | 254350 | 51144 | -203206 | 305494 | 286171 | 250214 | -35957 | 536385 | 1.2290 | 1.2158 |
| 2012/07/10 | 36409 | 202114 | 165705 | 238523 | 251888 | 49424 | -202464 | 301312 | 288297 | 251538 | -36759 | 539835 | 1.2252 | 1.2248 |
| 2012/07/03 | 32236 | 178413 | 146177 | 210649 | 235912 | 54541 | -181371 | 290453 | 268148 | 232954 | -35194 | 501102 | 1.2605 | 1.2289 |
| 2012/06/26 | 36933 | 196813 | 159880 | 233746 | 244942 | 47522 | -197420 | 292464 | 281875 | 244335 | -37540 | 526210 | 1.2491 | 1.2664 |
| 2012/06/19 | 54449 | 195515 | 141066 | 249964 | 224084 | 47855 | -176229 | 271939 | 278533 | 243370 | -35163 | 521903 | 1.2687 | 1.2571 |
| 2012/06/12 | 39245 | 234432 | 195187 | 273677 | 317031 | 82599 | -234432 | 399630 | 356276 | 317031 | -39245 | 673307 | 1.2504 | 1.2657 |
| 2012/06/05 | 36651 | 251069 | 214418 | 287720 | 328987 | 69903 | -259084 | 398890 | 365638 | 320972 | -44666 | 686610 | 1.2450 | 1.2514 |
| 2012/05/29 | 40287 | 243702 | 203415 | 283989 | 318223 | 71325 | -246898 | 389548 | 358510 | 315027 | -43483 | 673537 | 1.2486 | 1.2427 |
| 2012/05/22 | 34714 | 230075 | 195361 | 264789 | 308311 | 69614 | -238697 | 377925 | 343025 | 299689 | -43336 | 642714 | 1.2679 | 1.2514 |
| 2012/05/15 | 38475 | 212344 | 173869 | 250819 | 286563 | 66730 | -219833 | 353293 | 325038 | 279074 | -45964 | 604112 | 1.2733 | 1.2775 |
| 2012/05/08 | 36022 | 180006 | 143984 | 216028 | 252598 | 69712 | -182886 | 322310 | 288620 | 249718 | -38902 | 538338 | 1.2999 | 1.2916 |
| 2012/05/01 | 34957 | 141947 | 106990 | 176904 | 211742 | 68746 | -142996 | 280488 | 246699 | 210693 | -36006 | 457392 | 1.3238 | 1.3084 |
| 2012/04/24 | 36289 | 149656 | 113367 | 185945 | 219295 | 70017 | -149278 | 289312 | 255584 | 219673 | -35911 | 475257 | 1.3195 | 1.3256 |
| 2012/04/17 | 40310 | 158435 | 118125 | 198745 | 226108 | 70285 | -155823 | 296393 | 266418 | 228720 | -37698 | 495138 | 1.3128 | 1.3219 |
| 2012/04/10 | 39253 | 140617 | 101364 | 179870 | 204616 | 66567 | -138049 | 271183 | 243869 | 207184 | -36685 | 451053 | 1.3082 | 1.3077 |

EURO FX - CHICAGO MERCANTILE EXCHANGE
FUTURES ONLY POSITIONS Code-099741

