

JAPANESE YEN - CHICAGO MERCANTILE EXCHANGE

Code-097741

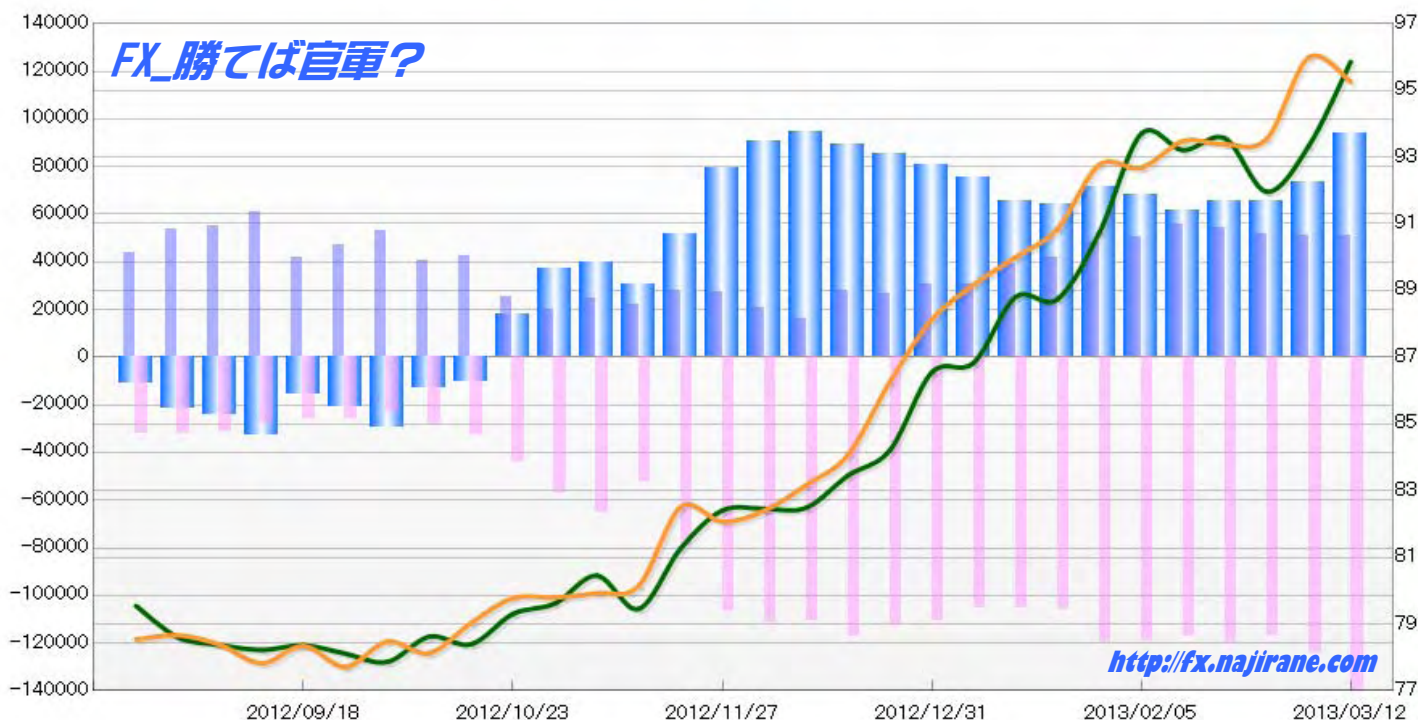
2012/09/18 ~ 2013/03/12

2013/03/15 NYクローズ時公表値

Report_Date	Non Commercial Positions												火曜日 引け値	金曜日 引け値
	Long	増減	増減(%)	Short	増減	増減(%)	売り越し	増減	増減(%)	売買計	増減	増減(%)		
2013/03/12	51240	282	0.6%	145003	20694	16.6%	93763	20412	27.8%	196243	20976	12.0%	95.86	95.26
2013/03/05	50958	-1040	-2.0%	124309	6967	5.9%	73351	8007	12.3%	175267	5927	3.5%	93.34	95.99
2013/02/26	51998	-2664	-4.9%	117342	-3211	-2.7%	65344	-547	-0.8%	169340	-5875	-3.4%	91.96	93.55
2013/02/19	54662	-1120	-2.0%	120553	3465	3.0%	65891	4585	7.5%	175215	2345	1.4%	93.56	93.38
2013/02/12	55782	5115	10.1%	117088	-1992	-1.7%	61306	-7107	-10.4%	172870	3123	1.8%	93.21	93.48
2013/02/05	50667	2191	4.5%	119080	-642	-0.5%	68413	-2833	-4.0%	169747	1549	0.9%	93.70	92.68
2013/01/29	48476	6493	15.5%	119722	13671	12.9%	71246	7178	11.2%	168198	20164	13.6%	90.74	92.77
2013/01/22	41983	2536	6.4%	106051	877	0.8%	64068	-1659	-2.5%	148034	3413	2.4%	88.74	90.85
2013/01/15	39447	9163	30.3%	105174	-245	-0.2%	65727	-9408	-12.5%	144621	8918	6.6%	88.81	90.00
2013/01/08	30284	-148	-0.5%	105419	-5530	-5.0%	75135	-5382	-6.7%	135703	-5678	-4.0%	86.84	89.17
2012/12/31	30432	3675	13.7%	110949	-1416	-1.3%	80517	-5091	-5.9%	141381	2259	1.6%	86.55	88.13
2012/12/24	26757	-1178	-4.2%	112365	-4733	-4.0%	85608	-3555	-4.0%	139122	-5911	-4.1%	84.82	85.99
2012/12/18	27935	11566	70.7%	117098	6328	5.7%	89163	-5238	-5.5%	145033	17894	14.1%	84.25	84.22
2012/12/11	16369	-4560	-21.8%	110770	-485	-0.4%	94401	4075	4.5%	127139	-5045	-3.8%	82.52	83.46
2012/12/04	20929	-6098	-22.6%	111255	4762	4.5%	90326	10860	13.7%	132184	-1336	-1.0%	81.88	82.49
2012/11/27	27027	-1245	-4.4%	106493	26832	33.7%	79466	28077	54.6%	133520	25587	23.7%	82.08	82.46
2012/11/20	28272	6292	28.6%	79661	27234	51.9%	51389	20942	68.8%	107933	33526	45.1%	81.68	82.41
2012/11/13	21980	-2986	-12.0%	52427	-12643	-19.4%	30447	-9657	-24.1%	74407	-15629	-17.4%	79.41	81.27
2012/11/06	24966	5080	25.5%	65070	8164	14.3%	40104	3084	8.3%	90036	13244	17.2%	80.37	79.46
2012/10/30	19886	-5664	-22.2%	56906	13160	30.1%	37020	18824	103.5%	76792	7496	10.8%	79.58	80.46
2012/10/23	25550	-17217	-40.3%	43746	11065	33.9%	18196	-28282	-280.4%	69296	-6152	-8.2%	79.85	79.62
2012/10/16	42767	1989	4.9%	32681	4817	17.3%	-10086	-2828	-21.9%	75448	6806	9.9%	78.85	79.31
2012/10/09	40778	-11918	-22.6%	27864	4503	19.3%	-12914	-16421	-56.0%	68642	-7415	-9.7%	78.24	78.40
2012/10/02	52696	5378	11.4%	23361	-2846	-10.9%	-29335	8224	39.0%	76057	2532	3.4%	78.16	78.63
2012/09/25	47318	5818	14.0%	26207	183	0.7%	-21111	5635	36.4%	73525	6001	8.9%	77.79	77.87
2012/09/18	41500			26024			-15476			67524			78.76	78.12

JAPANESE YEN - CHICAGO MERCANTILE EXCHANGE
FUTURES ONLY POSITIONS

— 金曜終値 — 火曜終値 Short枚数 Long枚数 売り越し枚数(マイナスの場合は買越しと読替え)



EURO FX - CHICAGO MERCANTILE EXCHANGE

Code-099741

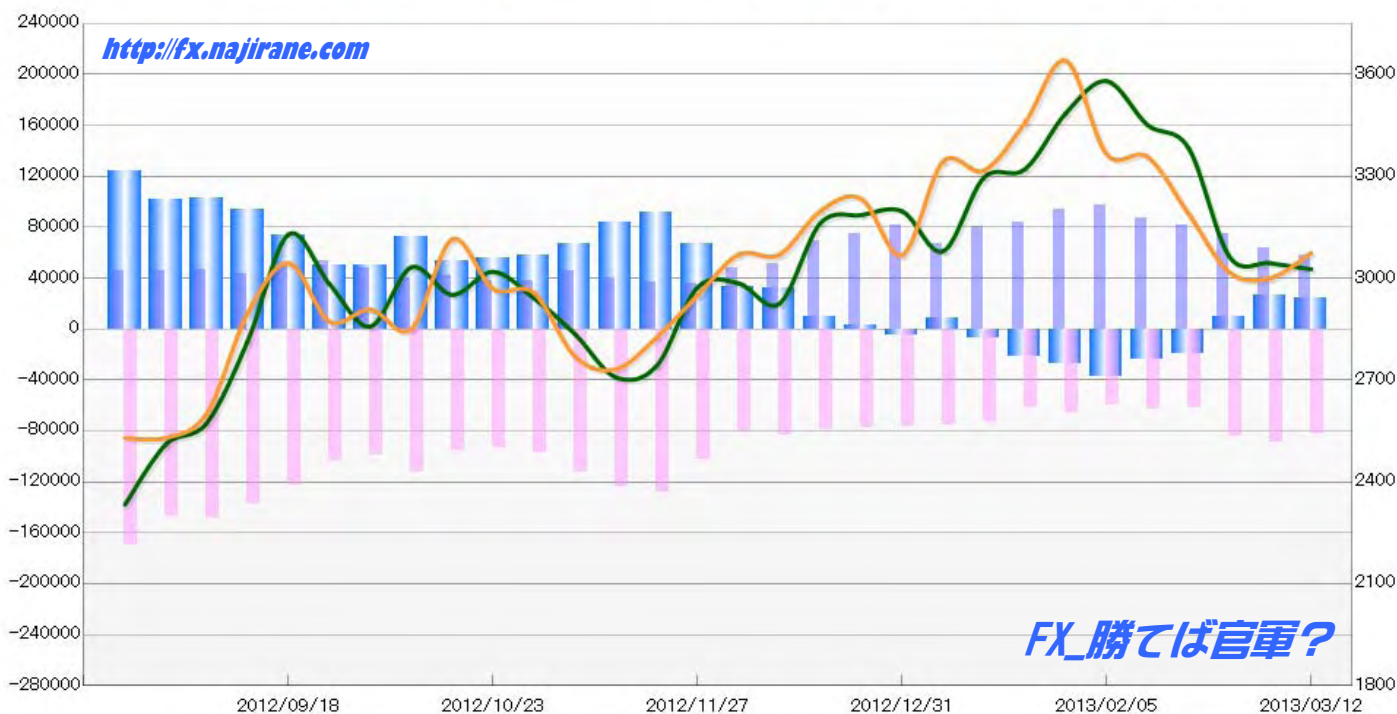
2012/09/18 ~ 2013/03/12

2013/03/15 NYクローズ時公表値

Report_Date	Non Commercial Positions											火曜日 引け値	金曜日 引け値	
	Long	増減		Short	増減		売り越し	増減		売買計	増減			
2013/03/12	57473	-5882	-9.3%	82260	-7211	-8.1%	24787	-1329	-5.1%	139733	-13093	-8.6%	1.3027	1.3074
2013/03/05	63355	-11477	-15.3%	89471	5245	6.2%	26116	16722	178.0%	152826	-6232	-3.9%	1.3044	1.3000
2013/02/26	74832	-6182	-7.6%	84226	22315	36.0%	9394	-28497	-149.2%	159058	16133	11.3%	1.3064	1.3017
2013/02/19	81014	-6121	-7.0%	61911	-1043	-1.7%	-19103	-5078	-21.0%	142925	-7164	-4.8%	1.3384	1.3190
2013/02/12	87135	-10262	-10.5%	62954	3509	5.9%	-24181	-13771	-36.3%	150089	-6753	-4.3%	1.3451	1.3357
2013/02/05	97397	3606	3.8%	59445	-6874	-10.4%	-37952	10480	38.1%	156842	-3268	-2.0%	1.3581	1.3365
2013/01/29	93791	9951	11.9%	66319	3860	6.2%	-27472	6091	28.5%	160110	13811	9.4%	1.3486	1.3641
2013/01/22	83840	3666	4.6%	62459	-10400	-14.3%	-21381	14066	192.3%	146299	-6734	-4.4%	1.3320	1.3457
2013/01/15	80174	12872	19.1%	72859	-2764	-3.7%	-7315	-15636	-187.9%	153033	10108	7.1%	1.3296	1.3317
2013/01/08	67302	-14630	-17.9%	75623	-1183	-1.5%	8321	-13447	-262.3%	142925	-15813	-10.0%	1.3079	1.3343
2012/12/31	81932	6860	9.1%	76806	-815	-1.0%	-5126	-7675	-301.1%	158738	6045	4.0%	1.3197	1.3068
2012/12/24	75072	5612	8.1%	77621	-1575	-2.0%	2549	-7187	-73.8%	152693	4037	2.7%	1.3187	1.3217
2012/12/18	69460	17924	34.8%	79196	-3963	-4.8%	9736	-21887	-69.2%	148656	13961	10.4%	1.3223	1.3186
2012/12/11	51536	3236	6.7%	83159	2064	2.5%	31623	-1172	-3.6%	134695	5300	4.1%	1.3007	1.3162
2012/12/04	48300	12501	34.9%	81095	-21397	-20.9%	32795	-33898	-50.8%	129395	-8896	-6.4%	1.3093	1.2925
2012/11/27	35799	-893	-2.4%	102492	-25600	-20.0%	66693	-24707	-27.0%	138291	-26493	-16.1%	1.2936	1.2985
2012/11/20	36692	-3171	-8.0%	128092	4583	3.7%	91400	7754	9.3%	164784	1412	0.9%	1.2813	1.2973
2012/11/13	39863	-5349	-11.8%	123509	11156	9.9%	83646	16505	24.6%	163372	5807	3.7%	1.2701	1.2742
2012/11/06	45212	7023	18.4%	112353	15960	16.6%	67141	8937	15.4%	157565	22983	17.1%	1.2809	1.2708
2012/10/30	38189	18	0.0%	96393	3003	3.2%	58204	2985	5.4%	134582	3021	2.3%	1.2966	1.2836
2012/10/23	38171	-3870	-9.2%	93390	-2146	-2.2%	55219	1724	3.2%	131561	-6016	-4.4%	1.2983	1.2941
2012/10/16	42041	2095	5.2%	95536	-16980	-15.1%	53495	-19075	-26.3%	137577	-14885	-9.8%	1.3098	1.3019
2012/10/09	39946	-8389	-17.4%	112516	13916	14.1%	72570	22305	44.4%	152462	5527	3.8%	1.2883	1.2951
2012/10/02	48335	-5010	-9.4%	98600	-4983	-4.8%	50265	27	0.1%	146935	-9993	-6.4%	1.2916	1.3032
2012/09/25	53345	4528	9.3%	103583	-18716	-15.3%	50238	-23244	-31.6%	156928	-14188	-8.3%	1.2903	1.2858
2012/09/18	48817			122299			73482			171116			1.3043	1.2983

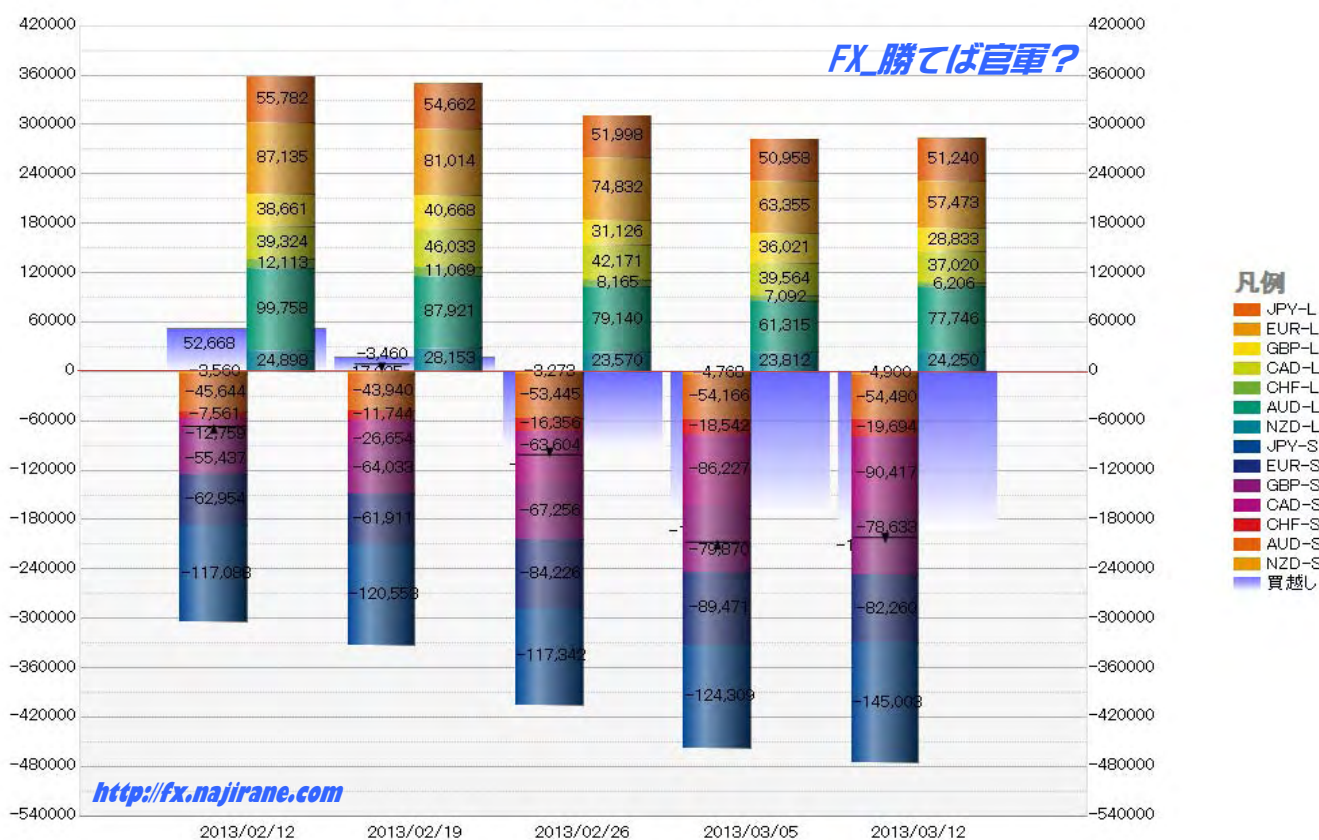
**EURO FX - CHICAGO MERCANTILE EXCHANGE
FUTURES ONLY POSITIONS**

— 金曜締め週終値 — 火曜締め週終値 — Short枚数 — Long枚数 — 売り越し枚数(マイナスの場合は買越しと読替え)



	2013/02/12			2013/02/19			2013/02/26			2013/03/05			2013/03/12		
	Long	Short	売り越し	Long	Short	売り越し	Long	Short	売り越し	Long	Short	売り越し	Long	Short	売り越し
JPY	55782	117088	61306	54662	120553	65891	51998	117342	65344	50958	124309	73351	51240	145003	93763
	前週比 枚数増減 (枚)			-1120	3465	4585	-2664	-3211	-547	-1040	6967	8007	282	20694	20412
	前週比 枚数増減 (%)			-2.01%	2.96%	7.48%	-4.87%	-2.66%	-0.83%	-2.00%	5.94%	12.25%	0.55%	16.65%	27.83%
EUR	87135	62954	-24181	81014	61911	-19103	74832	84226	9394	63355	89471	26116	57473	82260	24787
	前週比 枚数増減 (枚)			-6121	-1043	5078	-6182	22315	28497	-11477	5245	16722	-5882	-7211	-1329
	前週比 枚数増減 (%)			-7.02%	-1.66%	-21.00%	-7.63%	36.04%	-149.18%	-15.34%	6.23%	178.01%	-9.28%	-8.06%	-5.09%
GBP	38661	55437	16776	40668	64033	23365	31126	67256	36130	36021	79870	43849	28833	78633	49800
	前週比 枚数増減 (枚)			2007	8596	6589	-9542	3223	12765	4895	12614	7719	-7188	-1237	5951
	前週比 枚数増減 (%)			5.19%	15.51%	39.28%	-23.46%	5.03%	54.63%	15.73%	18.76%	21.36%	-19.96%	-1.55%	13.57%
AUD	99758	45644	-54114	87921	43940	-43981	79140	53445	-25695	61315	54166	-7149	77746	54480	-23266
	前週比 枚数増減 (枚)			-11837	-1704	10133	-8781	9505	18286	-17825	721	18546	16431	314	-16117
	前週比 枚数増減 (%)			-11.87%	-3.73%	-18.73%	-9.99%	21.63%	-41.58%	-22.52%	1.35%	-72.18%	26.80%	0.58%	225.44%
CAD	39324	12759	-26565	46033	26654	-19379	42171	63604	21433	39564	86227	46663	37020	90417	53397
	前週比 枚数増減 (枚)			6709	13895	7186	-3862	36950	40812	-2607	22623	25230	-2544	4190	6734
	前週比 枚数増減 (%)			17.06%	108.90%	-27.05%	-8.39%	138.63%	-210.60%	-6.18%	35.57%	117.72%	-6.43%	4.86%	14.43%
CHF	12113	7561	-4552	11069	11744	675	8165	16356	8191	7092	18542	11450	6206	19694	13488
	前週比 枚数増減 (枚)			-1044	4183	5227	-2904	4612	7516	-1073	2186	3259	-886	1152	2038
	前週比 枚数増減 (%)			-8.62%	55.32%	-114.83%	-26.24%	39.27%	1113.48%	-13.14%	13.37%	39.79%	-12.49%	6.21%	17.80%
NZD	24898	3560	-21338	28153	3460	-24693	23570	3273	-20297	23812	4768	-19044	24250	4900	-19350
	前週比 枚数増減 (枚)			3255	-100	-3355	-4583	-187	4396	242	1495	1253	438	132	-306
	前週比 枚数増減 (%)			13.07%	-2.81%	15.72%	-16.28%	-5.40%	-17.80%	1.03%	45.68%	-6.17%	1.84%	2.77%	1.61%
MXN	131615	7036	-124579	124613	8448	-116165	120401	15597	-104804	102996	9475	-93521	120476	6706	-113770
	前週比 枚数増減 (枚)			-7002	1412	8414	-4212	7149	11361	-17405	-6122	11283	17480	-2769	-20249
	前週比 枚数増減 (%)			-5.32%	20.07%	-6.75%	-3.38%	84.62%	-9.78%	-14.46%	-39.25%	-10.77%	16.97%	-29.22%	21.65%
Total All 8	489286	312039	-177247	474133	340743	-133390	431403	421099	-10304	385113	466828	81715	403244	482093	78849
	前週比 枚数増減 (枚)			-15153	28704	43857	-42730	80356	123086	-46290	45729	92019	18131	15265	-2866
	前週比 枚数増減 (%)			-3.10%	9.20%	-24.74%	-9.01%	23.58%	-92.28%	-10.73%	10.86%	-893.04%	4.71%	3.27%	-3.51%
Total 7 (MXN除く)	357671	305003	-52668	349520	332295	-17225	311002	405502	94500	282117	457353	175236	282768	475387	192619
	前週比 枚数増減 (枚)			-8151	27292	35443	-38518	73207	111725	-28885	51851	80736	651	18034	17383
	前週比 枚数増減 (%)			-2.3%	8.9%	-67.3%	-11.0%	22.0%	-648.6%	-9.3%	12.8%	85.4%	0.2%	3.9%	9.9%

直近5週 CFTC IMM主要7通貨の構成

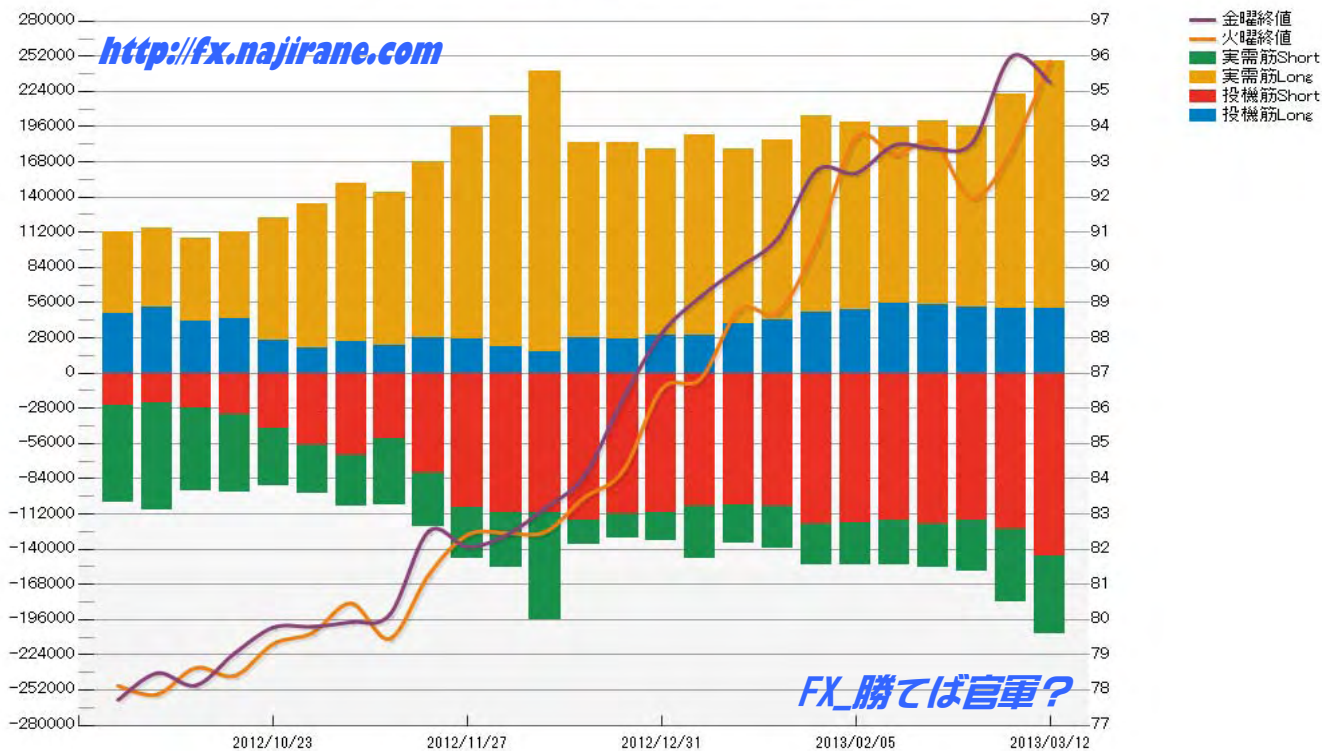


JAPANESE YEN - CHICAGO MERCANTILE EXCHANGE
FUTURES ONLY POSITIONS

Code-097741
2013/03/15 公表値

Date	投機筋集計				実需筋集計				投機筋+実需筋合計				ドル円終値	
	円買い	円売り	売り越し	売買計	円買い	円売り	売り越し	売買計	円買い	円売り	売り越し	売買計	火曜締め	金曜締め
2013/03/12	51240	145003	93763	196243	196716	62851	-133865	259567	247956	207854	-40102	455810	95.86	95.26
2013/03/05	50958	124309	73351	175267	171200	58220	-112980	229420	222158	182529	-39629	404687	93.34	95.99
2013/02/26	51998	117342	65344	169340	144872	40046	-104826	184918	196870	157388	-39482	354258	91.96	93.55
2013/02/19	54662	120553	65891	175215	145939	33781	-112158	179720	200601	154334	-46267	354935	93.56	93.38
2013/02/12	55782	117088	61306	172870	139903	35693	-104210	175596	195685	152781	-42904	348466	93.21	93.48
2013/02/05	50667	119080	68413	169747	148558	34015	-114543	182573	199225	153095	-46130	352320	93.70	92.68
2013/01/29	48476	119722	71246	168198	156122	32810	-123312	188932	204598	152532	-52066	357130	90.74	92.77
2013/01/22	41983	106051	64068	148034	143304	33323	-109981	176627	185287	139374	-45913	324661	88.74	90.85
2013/01/15	39447	105174	65727	144621	139213	30322	-108891	169535	178660	135496	-43164	314156	88.81	90.00
2013/01/08	30284	105419	75135	135703	158891	41631	-117260	200522	189175	147050	-42125	336225	86.84	89.17
2012/12/31	30432	110949	80517	141381	148129	22501	-125628	170630	178561	133450	-45111	312011	86.55	88.13
2012/12/24	26757	112365	85608	139122	156054	19369	-136685	175423	182811	131734	-51077	314545	84.82	85.99
2012/12/18	27935	117098	89163	145033	154980	19027	-135953	174007	182915	136125	-46790	319040	84.25	84.22
2012/12/11	16369	110770	94401	127139	223697	85181	-138516	308878	240066	195951	-44115	436017	82.52	83.46
2012/12/04	20929	111255	90326	132184	184151	42934	-141217	227085	205080	154189	-50891	359269	81.88	82.49
2012/11/27	27027	106493	79466	133520	168514	41143	-127371	209657	195541	147636	-47905	343177	82.08	82.46
2012/11/20	28272	79661	51389	107933	139472	42709	-96763	182181	167744	122370	-45374	290114	81.68	82.41
2012/11/13	21980	52427	30447	74407	121760	52081	-69679	173841	143740	104508	-39232	248248	79.41	81.27
2012/11/06	24966	65070	40104	90036	126094	40947	-85147	167041	151060	106017	-45043	257077	80.37	79.46
2012/10/30	19886	56906	37020	76792	115218	38637	-76581	153855	135104	95543	-39561	230647	79.58	80.46
2012/10/23	25550	43746	18196	69296	97898	45592	-52306	143490	123448	89338	-34110	212786	79.85	79.62
2012/10/16	42767	32681	-10086	75448	69304	61777	-7527	131081	112071	94458	-17613	206529	78.85	79.31
2012/10/09	40778	27864	-12914	68642	66521	65634	-887	132155	107299	93498	-13801	200797	78.24	78.40
2012/10/02	52696	23361	-29335	76057	62717	85238	22521	147955	115413	108599	-6814	224012	78.16	78.63
2012/09/25	47318	26207	-21111	73525	65054	76712	11658	141766	112372	102919	-9453	215291	77.79	77.87
2012/09/18	41500	26024	-15476	67524	63586	69015	5429	132601	105086	95039	-10047	200125	78.76	78.12

JAPANESE YEN - CHICAGO MERCANTILE EXCHANGE
FUTURES ONLY POSITIONS Code-097741



Date	投機筋集計				実需筋集計				投機筋+実需筋合計				ユーロドル終値	
	EUR買い	EUR売り	売り越し	売買計	EUR買い	EUR売り	売り越し	売買計	EUR買い	EUR売り	売り越し	売買計	火曜締め	金曜締め
2013/03/12	57473	82260	24787	139733	104909	68989	-35920	173898	162382	151249	-11133	313631	1.3027	1.3074
2013/03/05	63355	89471	26116	152826	107811	69195	-38616	177006	171166	158666	-12500	329832	1.3044	1.3000
2013/02/26	74832	84226	9394	159058	101311	93280	-8031	194591	176143	177506	1363	353649	1.3064	1.3017
2013/02/19	81014	61911	-19103	142925	91704	118002	26298	209706	172718	179913	7195	352631	1.3384	1.3190
2013/02/12	87135	62954	-24181	150089	92973	126202	33229	219175	180108	189156	9048	369264	1.3451	1.3357
2013/02/05	97397	59445	-37952	156842	89236	131946	42710	221182	186633	191391	4758	378024	1.3581	1.3365
2013/01/29	93791	66319	-27472	160110	81422	116865	35443	198287	175213	183184	7971	358397	1.3486	1.3641
2013/01/22	83840	62459	-21381	146299	74708	102356	27648	177064	158548	164815	6267	323363	1.3320	1.3457
2013/01/15	80174	72859	-7315	153033	73119	88184	15065	161303	153293	161043	7750	314336	1.3296	1.3317
2013/01/08	67302	75623	8321	142925	88628	77408	-11220	166036	155930	153031	-2899	308961	1.3079	1.3343
2012/12/31	81932	76806	-5126	158738	71891	82481	10590	154372	153823	159287	5464	313110	1.3197	1.3068
2012/12/24	75072	77621	2549	152693	72084	76154	4070	148238	147156	153775	6619	300931	1.3187	1.3217
2012/12/18	69460	79196	9736	148656	71803	64052	-7751	135855	141263	143248	1985	284511	1.3223	1.3186
2012/12/11	51536	83159	31623	134695	133355	98757	-34598	232112	184891	181916	-2975	366807	1.3007	1.3162
2012/12/04	48300	81095	32795	129395	117877	78193	-39684	196070	166177	159288	-6889	325465	1.3093	1.2925
2012/11/27	35799	102492	66693	138291	130148	50616	-79532	180764	165947	153108	-12839	319055	1.2936	1.2985
2012/11/20	36692	128092	91400	164784	155028	45063	-109965	200091	191720	173155	-18565	364875	1.2813	1.2973
2012/11/13	39863	123509	83646	163372	150428	48432	-101996	198860	190291	171941	-18350	362232	1.2701	1.2742
2012/11/06	45212	112353	67141	157565	143191	54864	-88327	198055	188403	167217	-21186	355620	1.2809	1.2708
2012/10/30	38189	96393	58204	134582	139267	64121	-75146	203388	177456	160514	-16942	337970	1.2966	1.2836
2012/10/23	38171	93390	55219	131561	133705	64140	-69565	197845	171876	157530	-14346	329406	1.2983	1.2941
2012/10/16	42041	95536	53495	137577	131046	63590	-67456	194636	173087	159126	-13961	332213	1.3098	1.3019
2012/10/09	39946	112516	72570	152462	142542	60144	-82398	202686	182488	172660	-9828	355148	1.2883	1.2951
2012/10/02	48335	98600	50265	146935	123654	64024	-59630	187678	171989	162624	-9365	334613	1.2916	1.3032
2012/09/25	53345	103583	50238	156928	119654	59930	-59724	179584	172999	163513	-9486	336512	1.2903	1.2858
2012/09/18	48817	122299	73482	171116	140884	53819	-87065	194703	189701	176118	-13583	365819	1.3043	1.2983

EURO FX - CHICAGO MERCANTILE EXCHANGE
FUTURES ONLY POSITIONS Code-099741

