**JAPANESE YEN - CHICAGO MERCANTILE EXCHANGE** **Code-097741**

**2012/10/09 ～ 2013/04/02** **2013/04/05 NYクローズ時公表値**

| Report_Date | Non Commercial Positions | | | | | | | | | | | | 火曜日 | 金曜日 |
|---|---|---|---|---|---|---|---|---|---|---|---|---|---|---|
| | Long | 増減 | 増減(%) | Short | 増減 | 増減(%) | 売り越し | 増減 | 増減(%) | 売買計 | 増減 | 増減(%) | 引け値 | 引け値 |
| 2013/04/02 | 46966 | 35 | 0.1% | 125137 | -10943 | -8.0% | 78171 | -10978 | -12.3% | 172103 | -10908 | -6.0% | 93.36 | 97.52 |
| 2013/03/26 | 46931 | -8477 | -15.3% | 136080 | 679 | 0.5% | 89149 | 9156 | 11.4% | 183011 | -7798 | -4.1% | 94.61 | 94.20 |
| 2013/03/19 | 55408 | 4168 | 8.1% | 135401 | -9602 | -6.6% | 79993 | -13770 | -14.7% | 190809 | -5434 | -2.8% | 95.01 | 94.50 |
| 2013/03/12 | 51240 | 282 | 0.6% | 145003 | 20694 | 16.6% | 93763 | 20412 | 27.8% | 196243 | 20976 | 12.0% | 95.86 | 95.26 |
| 2013/03/05 | 50958 | -1040 | -2.0% | 124309 | 6967 | 5.9% | 73351 | 8007 | 12.3% | 175267 | 5927 | 3.5% | 93.34 | 95.99 |
| 2013/02/26 | 51998 | -2664 | -4.9% | 117342 | -3211 | -2.7% | 65344 | -547 | -0.8% | 169340 | -5875 | -3.4% | 91.96 | 93.55 |
| 2013/02/19 | 54662 | -1120 | -2.0% | 120553 | 3465 | 3.0% | 65891 | 4585 | 7.5% | 175215 | 2345 | 1.4% | 93.56 | 93.38 |
| 2013/02/12 | 55782 | 5115 | 10.1% | 117088 | -1992 | -1.7% | 61306 | -7107 | -10.4% | 172870 | 3123 | 1.8% | 93.21 | 93.48 |
| 2013/02/05 | 50667 | 2191 | 4.5% | 119080 | -642 | -0.5% | 68413 | -2833 | -4.0% | 169747 | 1549 | 0.9% | 93.70 | 92.68 |
| 2013/01/29 | 48476 | 6493 | 15.5% | 119722 | 13671 | 12.9% | 71246 | 7178 | 11.2% | 168198 | 20164 | 13.6% | 90.74 | 92.77 |
| 2013/01/22 | 41983 | 2536 | 6.4% | 106051 | 877 | 0.8% | 64068 | -1659 | -2.5% | 148034 | 3413 | 2.4% | 88.74 | 90.85 |
| 2013/01/15 | 39447 | 9163 | 30.3% | 105174 | -245 | -0.2% | 65727 | -9408 | -12.5% | 144621 | 8918 | 6.6% | 88.81 | 90.00 |
| 2013/01/08 | 30284 | -148 | -0.5% | 105419 | -5530 | -5.0% | 75135 | -5382 | -6.7% | 135703 | -5678 | -4.0% | 86.84 | 89.17 |
| 2012/12/31 | 30432 | 3675 | 13.7% | 110949 | -1416 | -1.3% | 80517 | -5091 | -5.9% | 141381 | 2259 | 1.6% | 86.55 | 88.13 |
| 2012/12/24 | 26757 | -1178 | -4.2% | 112365 | -4733 | -4.0% | 85608 | -3555 | -4.0% | 139122 | -5911 | -4.1% | 84.82 | 85.99 |
| 2012/12/18 | 27935 | 11566 | 70.7% | 117098 | 6328 | 5.7% | 89163 | -5238 | -5.5% | 145033 | 17894 | 14.1% | 84.25 | 84.22 |
| 2012/12/11 | 16369 | -4560 | -21.8% | 110770 | -485 | -0.4% | 94401 | 4075 | 4.5% | 127139 | -5045 | -3.8% | 82.52 | 83.46 |
| 2012/12/04 | 20929 | -6098 | -22.6% | 111255 | 4762 | 4.5% | 90326 | 10860 | 13.7% | 132184 | -1336 | -1.0% | 81.88 | 82.49 |
| 2012/11/27 | 27027 | -1245 | -4.4% | 106493 | 26832 | 33.7% | 79466 | 28077 | 54.6% | 133520 | 25587 | 23.7% | 82.08 | 82.46 |
| 2012/11/20 | 28272 | 6292 | 28.6% | 79661 | 27234 | 51.9% | 51389 | 20942 | 68.8% | 107933 | 33526 | 45.1% | 81.68 | 82.41 |
| 2012/11/13 | 21980 | -2986 | -12.0% | 52427 | -12643 | -19.4% | 30447 | -9657 | -24.1% | 74407 | -15629 | -17.4% | 79.41 | 81.27 |
| 2012/11/06 | 24966 | 5080 | 25.5% | 65070 | 8164 | 14.3% | 40104 | 3084 | 8.3% | 90036 | 13244 | 17.2% | 80.37 | 79.46 |
| 2012/10/30 | 19886 | -5664 | -22.2% | 56906 | 13160 | 30.1% | 37020 | 18824 | 103.5% | 76792 | 7496 | 10.8% | 79.58 | 80.46 |
| 2012/10/23 | 25550 | -17217 | -40.3% | 43746 | 11065 | 33.9% | 18196 | -28282 | -280.4% | 69296 | -6152 | -8.2% | 79.85 | 79.62 |
| 2012/10/16 | 42767 | 1989 | 4.9% | 32681 | 4817 | 17.3% | -10086 | -2828 | -21.9% | 75448 | 6806 | 9.9% | 78.85 | 79.31 |
| 2012/10/09 | 40778 | | | 27864 | | | -12914 | | | 68642 | | | 78.24 | 78.40 |

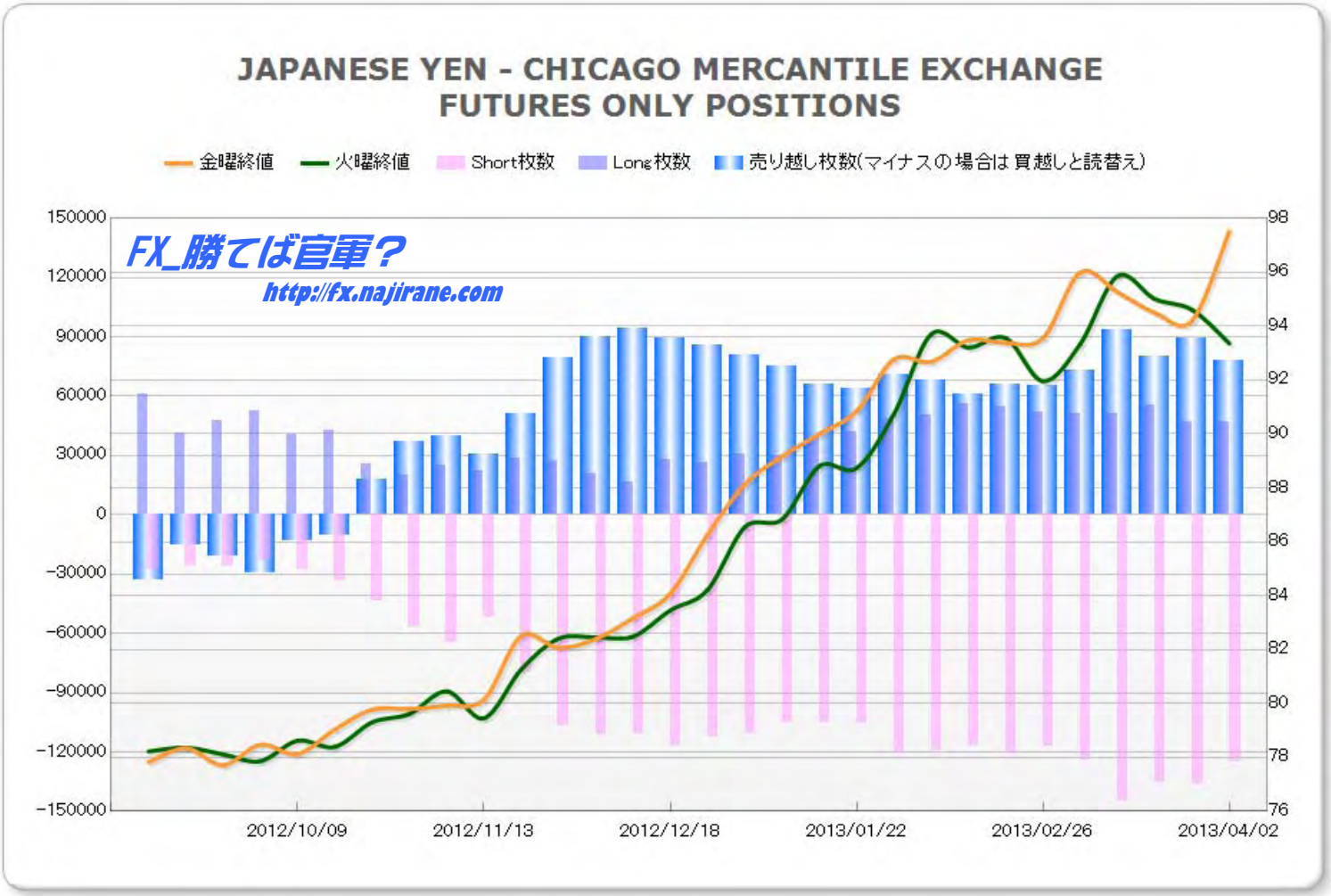

**EURO FX - CHICAGO MERCANTILE EXCHANGE** **Code-099741**

**2012/10/09 ～ 2013/04/02** **2013/04/05 NYクローズ時公表値**

| Report_Date | Non Commercial Positions | | | | | | | | | | | | 火曜日 | 金曜日 |
|---|---|---|---|---|---|---|---|---|---|---|---|---|---|---|
| | Long | 増減 | | Short | 増減 | | 売り越し | 増減 | | 売買計 | 増減 | | 引け値 | 引け値 |
| 2013/04/02 | 44459 | 3199 | 7.8% | 110160 | 19805 | 21.9% | 65701 | 16606 | 33.8% | 154619 | 23004 | 17.5% | 1.2821 | 1.2994 |
| 2013/03/26 | 41260 | -7698 | -15.7% | 90355 | -3487 | -3.7% | 49095 | 4211 | 9.4% | 131615 | -11185 | -7.8% | 1.2862 | 1.2815 |
| 2013/03/19 | 48958 | -8515 | -14.8% | 93842 | 11582 | 14.1% | 44884 | 20097 | 81.1% | 142800 | 3067 | 2.2% | 1.2857 | 1.2988 |
| 2013/03/12 | 57473 | -5882 | -9.3% | 82260 | -7211 | -8.1% | 24787 | -1329 | -5.1% | 139733 | -13093 | -8.6% | 1.3027 | 1.3074 |
| 2013/03/05 | 63355 | -11477 | -15.3% | 89471 | 5245 | 6.2% | 26116 | 16722 | 178.0% | 152826 | -6232 | -3.9% | 1.3044 | 1.3000 |
| 2013/02/26 | 74832 | -6182 | -7.6% | 84226 | 22315 | 36.0% | 9394 | -28497 | -149.2% | 159058 | 16133 | 11.3% | 1.3064 | 1.3017 |
| 2013/02/19 | 81014 | -6121 | -7.0% | 61911 | -1043 | -1.7% | -19103 | -5078 | -21.0% | 142925 | -7164 | -4.8% | 1.3384 | 1.3190 |
| 2013/02/12 | 87135 | -10262 | -10.5% | 62954 | 3509 | 5.9% | -24181 | -13771 | -36.3% | 150089 | -6753 | -4.3% | 1.3451 | 1.3357 |
| 2013/02/05 | 97397 | 3606 | 3.8% | 59445 | -6874 | -10.4% | -37952 | 10480 | 38.1% | 156842 | -3268 | -2.0% | 1.3581 | 1.3365 |
| 2013/01/29 | 93791 | 9951 | 11.9% | 66319 | 3860 | 6.2% | -27472 | 6091 | 28.5% | 160110 | 13811 | 9.4% | 1.3486 | 1.3641 |
| 2013/01/22 | 83840 | 3666 | 4.6% | 62459 | -10400 | -14.3% | -21381 | 14066 | 192.3% | 146299 | -6734 | -4.4% | 1.3320 | 1.3457 |
| 2013/01/15 | 80174 | 12872 | 19.1% | 72859 | -2764 | -3.7% | -7315 | -15636 | -187.9% | 153033 | 10108 | 7.1% | 1.3296 | 1.3317 |
| 2013/01/08 | 67302 | -14630 | -17.9% | 75623 | -1183 | -1.5% | 8321 | -13447 | -262.3% | 142925 | -15813 | -10.0% | 1.3079 | 1.3343 |
| 2012/12/31 | 81932 | 6860 | 9.1% | 76806 | -815 | -1.0% | -5126 | -7675 | -301.1% | 158738 | 6045 | 4.0% | 1.3197 | 1.3068 |
| 2012/12/24 | 75072 | 5612 | 8.1% | 77621 | -1575 | -2.0% | 2549 | -7187 | -73.8% | 152693 | 4037 | 2.7% | 1.3187 | 1.3217 |
| 2012/12/18 | 69460 | 17924 | 34.8% | 79196 | -3963 | -4.8% | 9736 | -21887 | -69.2% | 148656 | 13961 | 10.4% | 1.3223 | 1.3186 |
| 2012/12/11 | 51536 | 3236 | 6.7% | 83159 | 2064 | 2.5% | 31623 | -1172 | -3.6% | 134695 | 5300 | 4.1% | 1.3007 | 1.3162 |
| 2012/12/04 | 48300 | 12501 | 34.9% | 81095 | -21397 | -20.9% | 32795 | -33898 | -50.8% | 129395 | -8896 | -6.4% | 1.3093 | 1.2925 |
| 2012/11/27 | 35799 | -893 | -2.4% | 102492 | -25600 | -20.0% | 66693 | -24707 | -27.0% | 138291 | -26493 | -16.1% | 1.2936 | 1.2985 |
| 2012/11/20 | 36692 | -3171 | -8.0% | 128092 | 4583 | 3.7% | 91400 | 7754 | 9.3% | 164784 | 1412 | 0.9% | 1.2813 | 1.2973 |
| 2012/11/13 | 39863 | -5349 | -11.8% | 123509 | 11156 | 9.9% | 83646 | 16505 | 24.6% | 163372 | 5807 | 3.7% | 1.2701 | 1.2742 |
| 2012/11/06 | 45212 | 7023 | 18.4% | 112353 | 15960 | 16.6% | 67141 | 8937 | 15.4% | 157565 | 22983 | 17.1% | 1.2809 | 1.2708 |
| 2012/10/30 | 38189 | 18 | 0.0% | 96393 | 3003 | 3.2% | 58204 | 2985 | 5.4% | 134582 | 3021 | 2.3% | 1.2966 | 1.2836 |
| 2012/10/23 | 38171 | -3870 | -9.2% | 93390 | -2146 | -2.2% | 55219 | 1724 | 3.2% | 131561 | -6016 | -4.4% | 1.2983 | 1.2941 |
| 2012/10/16 | 42041 | 2095 | 5.2% | 95536 | -16980 | -15.1% | 53495 | -19075 | -26.3% | 137577 | -14885 | -9.8% | 1.3098 | 1.3019 |
| 2012/10/09 | 39946 | | | 112516 | | | 72570 | | | 152462 | | | 1.2883 | 1.2951 |

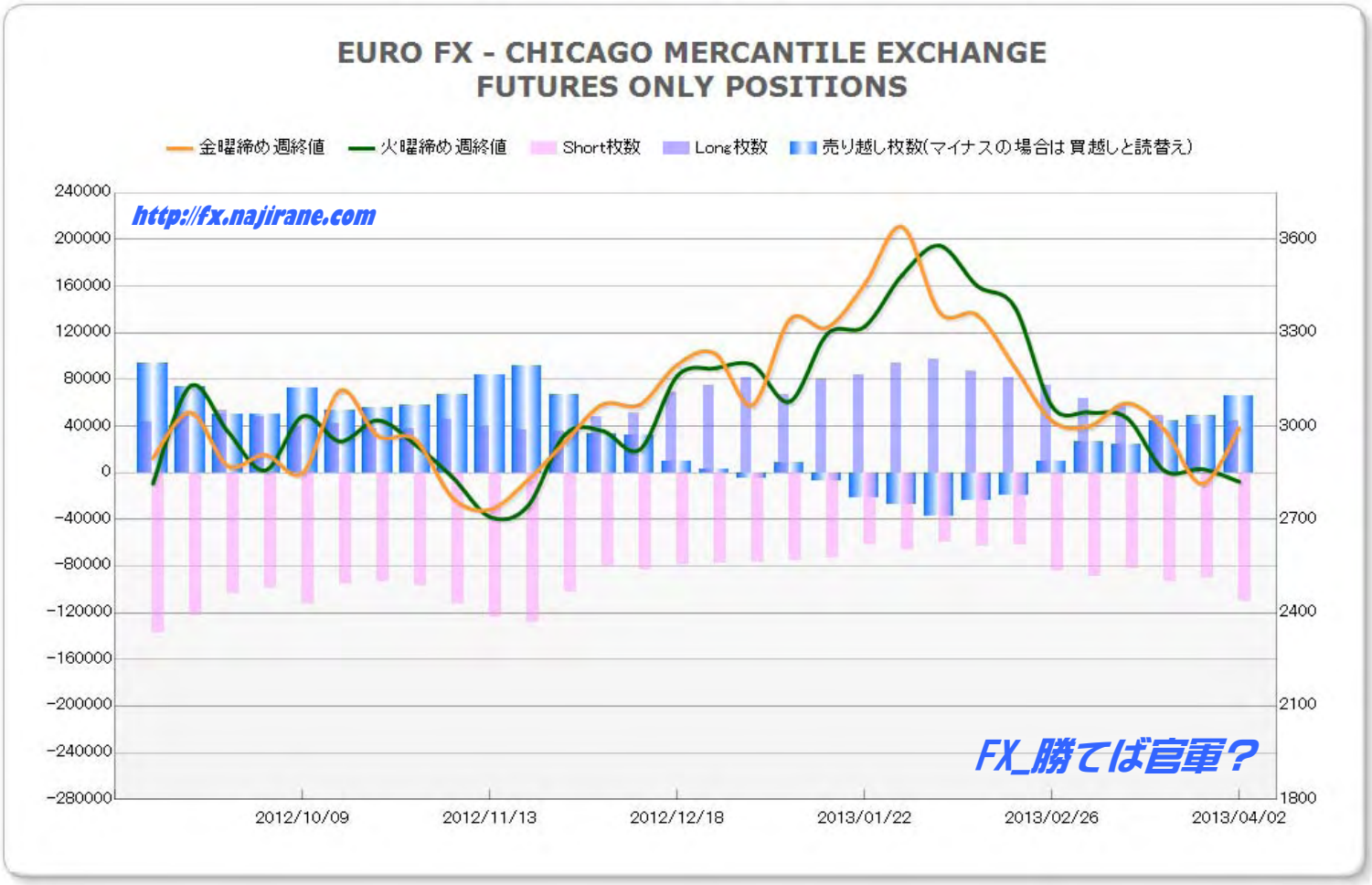

| | 2013/03/05 | | | 2013/03/12 | | | 2013/03/19 | | | 2013/03/26 | | | 2013/04/02 | | |
|---|---|---|---|---|---|---|---|---|---|---|---|---|---|---|---|
| | Long | Short | 売り越し | Long | Short | 売り越し | Long | Short | 売り越し | Long | Short | 売り越し | Long | Short | 売り越し |
| JPY | 50958 | 124309 | 73351 | 51240 | 145003 | 93763 | 55408 | 135401 | 79993 | 46931 | 136080 | 89149 | **46966** | **125137** | **78171** |
| | 前週比 枚数増減（枚） | | | 282 | 20694 | 20412 | 4168 | -9602 | -13770 | -8477 | 679 | 9156 | 35 | -10943 | -10978 |
| | 前週比 枚数増減（%） | | | 0.55% | 16.65% | 27.83% | 8.13% | -6.62% | -14.69% | -15.30% | 0.50% | 11.45% | 0.07% | -8.04% | -12.31% |
| EUR | 63355 | 89471 | 26116 | 57473 | 82260 | 24787 | 48958 | 93842 | 44884 | 41260 | 90355 | 49095 | **44459** | **110160** | **65701** |
| | 前週比 枚数増減（枚） | | | -5882 | -7211 | -1329 | -8515 | 11582 | 20097 | -7698 | -3487 | 4211 | 3199 | 19805 | 16606 |
| | 前週比 枚数増減（%） | | | -9.28% | -8.06% | -5.09% | -14.82% | 14.08% | 81.08% | -15.72% | -3.72% | 9.38% | 7.75% | 21.92% | 33.82% |
| GBP | 36021 | 79870 | 43849 | 28833 | 78633 | 49800 | 39048 | 100528 | 61480 | 38184 | 104739 | 66555 | **31815** | **96835** | **65020** |
| | 前週比 枚数増減（枚） | | | -7188 | -1237 | 5951 | 10215 | 21895 | 11680 | -864 | 4211 | 5075 | -6369 | -7904 | -1535 |
| | 前週比 枚数増減（%） | | | -19.96% | -1.55% | 13.57% | 35.43% | 27.84% | 23.45% | -2.21% | 4.19% | 8.25% | -16.68% | -7.55% | -2.31% |
| AUD | 61315 | 54166 | -7149 | 77746 | 54480 | -23266 | 100998 | 46943 | -54055 | 141086 | 55571 | -85515 | **135540** | **51569** | **-83971** |
| | 前週比 枚数増減（枚） | | | 16431 | 314 | -16117 | 23252 | -7537 | -30789 | 40088 | 8628 | -31460 | -5546 | -4002 | 1544 |
| | 前週比 枚数増減（%） | | | 26.80% | 0.58% | 225.44% | 29.91% | -13.83% | 132.33% | 39.69% | 18.38% | 58.20% | -3.93% | -7.20% | -1.81% |
| CAD | 39564 | 86227 | 46663 | 37020 | 90417 | 53397 | 39417 | 104748 | 65331 | 26286 | 88931 | 62645 | **26212** | **90756** | **64544** |
| | 前週比 枚数増減（枚） | | | -2544 | 4190 | 6734 | 2397 | 14331 | 11934 | -13131 | -15817 | -2686 | -74 | 1825 | 1899 |
| | 前週比 枚数増減（%） | | | -6.43% | 4.86% | 14.43% | 6.47% | 15.85% | 22.35% | -33.31% | -15.10% | -4.11% | -0.28% | 2.05% | 3.03% |
| CHF | 7092 | 18542 | 11450 | 6206 | 19694 | 13488 | 11143 | 22139 | 10996 | 8668 | 20866 | 12198 | **9789** | **21804** | **12015** |
| | 前週比 枚数増減（枚） | | | -886 | 1152 | 2038 | 4937 | 2445 | -2492 | -2475 | -1273 | 1202 | 1121 | 938 | -183 |
| | 前週比 枚数増減（%） | | | -12.49% | 6.21% | 17.80% | 79.55% | 12.41% | -18.48% | -22.21% | -5.75% | 10.93% | 12.93% | 4.50% | -1.50% |
| NZD | 23812 | 4768 | -19044 | 24250 | 4900 | -19350 | 23384 | 10907 | -12477 | 27946 | 11030 | -16916 | **31358** | **12971** | **-18387** |
| | 前週比 枚数増減（枚） | | | 438 | 132 | -306 | -866 | 6007 | 6873 | 4562 | 123 | -4439 | 3412 | 1941 | -1471 |
| | 前週比 枚数増減（%） | | | 1.84% | 2.77% | 1.61% | -3.57% | 122.59% | -35.52% | 19.51% | 1.13% | 35.58% | 12.21% | 17.60% | 8.70% |
| MXN | 102996 | 9475 | -93521 | 120476 | 6706 | -113770 | 132936 | 23560 | -109376 | 150742 | 22580 | -128162 | **162185** | **19430** | **-142755** |
| | 前週比 枚数増減（枚） | | | 17480 | -2769 | -20249 | 12460 | 16854 | 4394 | 17806 | -980 | -18786 | 11443 | -3150 | -14593 |
| | 前週比 枚数増減（%） | | | 16.97% | -29.22% | 21.65% | 10.34% | 251.33% | -3.86% | 13.39% | -4.16% | 17.18% | 7.59% | -13.95% | 11.39% |
| Total All 8 | **385113** | **466828** | **81715** | **403244** | **482093** | **78849** | **451292** | **538068** | **86776** | **481103** | **530152** | **49049** | **488324** | **528662** | **40338** |
| | 前週比 枚数増減（枚） | | | 18131 | 15265 | -2866 | 48048 | 55975 | 7927 | 29811 | -7916 | -37727 | 7221 | -1490 | -8711 |
| | 前週比 枚数増減（%） | | | 4.71% | 3.27% | -3.51% | 11.92% | 11.61% | 10.05% | 6.61% | -1.47% | -43.48% | 1.50% | -0.28% | -17.76% |
| **Total 7** (MXN除く) | **282117** | **457353** | **175236** | **282768** | **475387** | **192619** | **318356** | **514508** | **196152** | **330361** | **507572** | **177211** | **326139** | **509232** | **183093** |
| | 前週比 枚数増減（枚） | | | 651 | 18034 | 17383 | 35588 | 39121 | 3533 | 12005 | -6936 | -18941 | -4222 | 1660 | 5882 |
| | 前週比 枚数増減（%） | | | 0.2% | 3.9% | 9.9% | 12.6% | 8.2% | 1.8% | 3.8% | -1.3% | -9.7% | -1.3% | 0.3% | 3.3% |

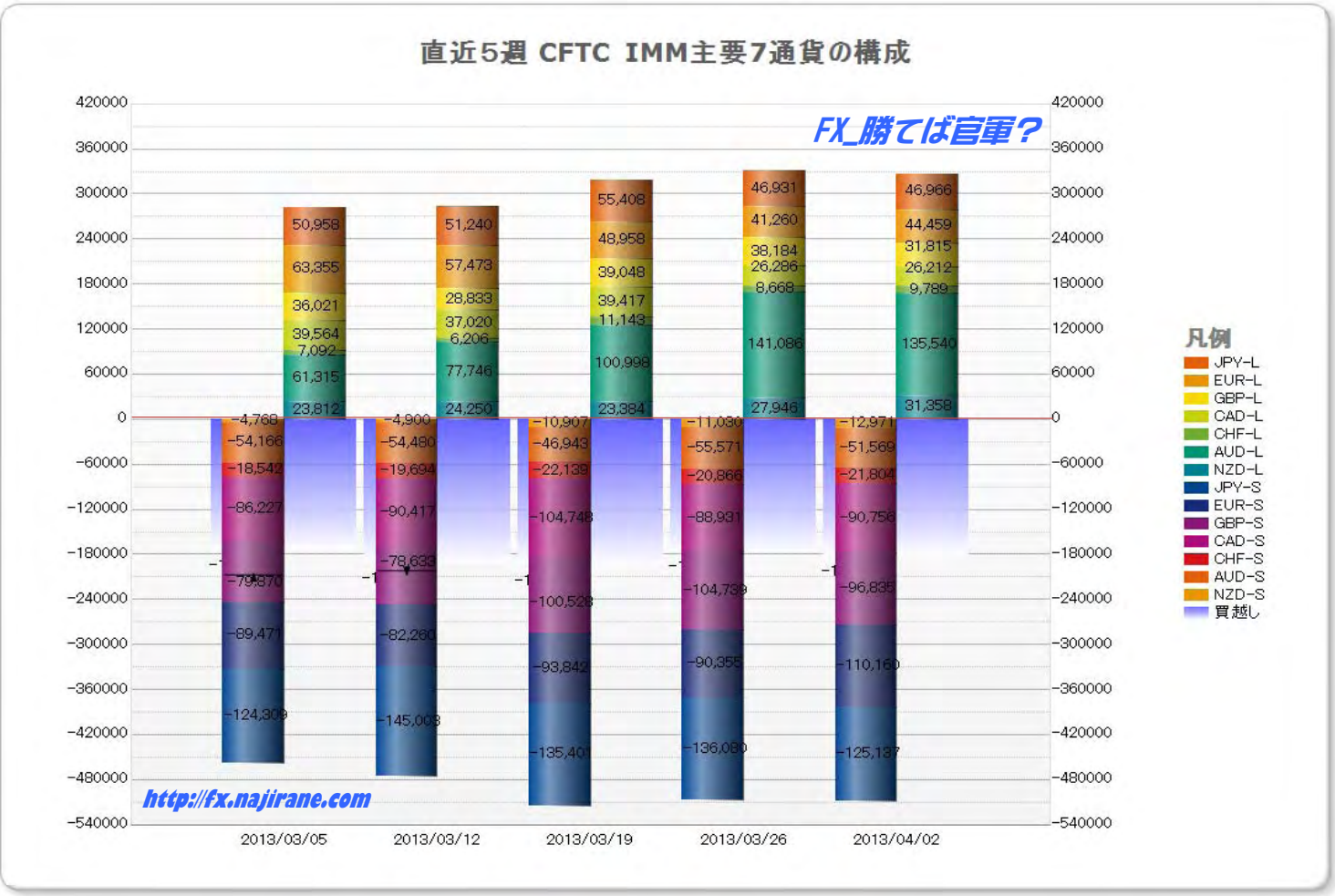

JAPANESE YEN - CHICAGO MERCANTILE EXCHANGE
FUTURES ONLY POSITIONS

Code-097741
2013/04/05 公表値

| Date | 投機筋集計 | | | | 実需筋集計 | | | | 投機筋＋実需筋合計 | | | | ドル円終値 | |
|---|---|---|---|---|---|---|---|---|---|---|---|---|---|---|
| | 円買い | 円売り | 売り越し | 売買計 | 円買い | 円売り | 売り越し | 売買計 | 円買い | 円売り | 売り越し | 売買計 | 火曜締め | 金曜締め |
| 2013/04/02 | 46966 | 125137 | 78171 | 172103 | 151691 | 35250 | -116441 | 186941 | 198657 | 160387 | -38270 | 359044 | 93.36 | 97.52 |
| 2013/03/26 | 46931 | 136080 | 89149 | 183011 | 156848 | 27109 | -129739 | 183957 | 203779 | 163189 | -40590 | 366968 | 94.61 | 94.20 |
| 2013/03/19 | 55408 | 135401 | 79993 | 190809 | 143405 | 24443 | -118962 | 167848 | 198813 | 159844 | -38969 | 358657 | 95.01 | 94.50 |
| 2013/03/12 | 51240 | 145003 | 93763 | 196243 | 196716 | 62851 | -133865 | 259567 | 247956 | 207854 | -40102 | 455810 | 95.86 | 95.26 |
| 2013/03/05 | 50958 | 124309 | 73351 | 175267 | 171200 | 58220 | -112980 | 229420 | 222158 | 182529 | -39629 | 404687 | 93.34 | 95.99 |
| 2013/02/26 | 51998 | 117342 | 65344 | 169340 | 144872 | 40046 | -104826 | 184918 | 196870 | 157388 | -39482 | 354258 | 91.96 | 93.55 |
| 2013/02/19 | 54662 | 120553 | 65891 | 175215 | 145939 | 33781 | -112158 | 179720 | 200601 | 154334 | -46267 | 354935 | 93.56 | 93.38 |
| 2013/02/12 | 55782 | 117088 | 61306 | 172870 | 139903 | 35693 | -104210 | 175596 | 195685 | 152781 | -42904 | 348466 | 93.21 | 93.48 |
| 2013/02/05 | 50667 | 119080 | 68413 | 169747 | 148558 | 34015 | -114543 | 182573 | 199225 | 153095 | -46130 | 352320 | 93.70 | 92.68 |
| 2013/01/29 | 48476 | 119722 | 71246 | 168198 | 156122 | 32810 | -123312 | 188932 | 204598 | 152532 | -52066 | 357130 | 90.74 | 92.77 |
| 2013/01/22 | 41983 | 106051 | 64068 | 148034 | 143304 | 33323 | -109981 | 176627 | 185287 | 139374 | -45913 | 324661 | 88.74 | 90.85 |
| 2013/01/15 | 39447 | 105174 | 65727 | 144621 | 139213 | 30322 | -108891 | 169535 | 178660 | 135496 | -43164 | 314156 | 88.81 | 90.00 |
| 2013/01/08 | 30284 | 105419 | 75135 | 135703 | 158891 | 41631 | -117260 | 200522 | 189175 | 147050 | -42125 | 336225 | 86.84 | 89.17 |
| 2012/12/31 | 30432 | 110949 | 80517 | 141381 | 148129 | 22501 | -125628 | 170630 | 178561 | 133450 | -45111 | 312011 | 86.55 | 88.13 |
| 2012/12/24 | 26757 | 112365 | 85608 | 139122 | 156054 | 19369 | -136685 | 175423 | 182811 | 131734 | -51077 | 314545 | 84.82 | 85.99 |
| 2012/12/18 | 27935 | 117098 | 89163 | 145033 | 154980 | 19027 | -135953 | 174007 | 182915 | 136125 | -46790 | 319040 | 84.25 | 84.22 |
| 2012/12/11 | 16369 | 110770 | 94401 | 127139 | 223697 | 85181 | -138516 | 308878 | 240066 | 195951 | -44115 | 436017 | 82.52 | 83.46 |
| 2012/12/04 | 20929 | 111255 | 90326 | 132184 | 184151 | 42934 | -141217 | 227085 | 205080 | 154189 | -50891 | 359269 | 81.88 | 82.49 |
| 2012/11/27 | 27027 | 106493 | 79466 | 133520 | 168514 | 41143 | -127371 | 209657 | 195541 | 147636 | -47905 | 343177 | 82.08 | 82.46 |
| 2012/11/20 | 28272 | 79661 | 51389 | 107933 | 139472 | 42709 | -96763 | 182181 | 167744 | 122370 | -45374 | 290114 | 81.68 | 82.41 |
| 2012/11/13 | 21980 | 52427 | 30447 | 74407 | 121760 | 52081 | -69679 | 173841 | 143740 | 104508 | -39232 | 248248 | 79.41 | 81.27 |
| 2012/11/06 | 24966 | 65070 | 40104 | 90036 | 126094 | 40947 | -85147 | 167041 | 151060 | 106017 | -45043 | 257077 | 80.37 | 79.46 |
| 2012/10/30 | 19886 | 56906 | 37020 | 76792 | 115218 | 38637 | -76581 | 153855 | 135104 | 95543 | -39561 | 230647 | 79.58 | 80.46 |
| 2012/10/23 | 25550 | 43746 | 18196 | 69296 | 97898 | 45592 | -52306 | 143490 | 123448 | 89338 | -34110 | 212786 | 79.85 | 79.62 |
| 2012/10/16 | 42767 | 32681 | -10086 | 75448 | 69304 | 61777 | -7527 | 131081 | 112071 | 94458 | -17613 | 206529 | 78.85 | 79.31 |
| 2012/10/09 | 40778 | 27864 | -12914 | 68642 | 66521 | 65634 | -887 | 132155 | 107299 | 93498 | -13801 | 200797 | 78.24 | 78.40 |

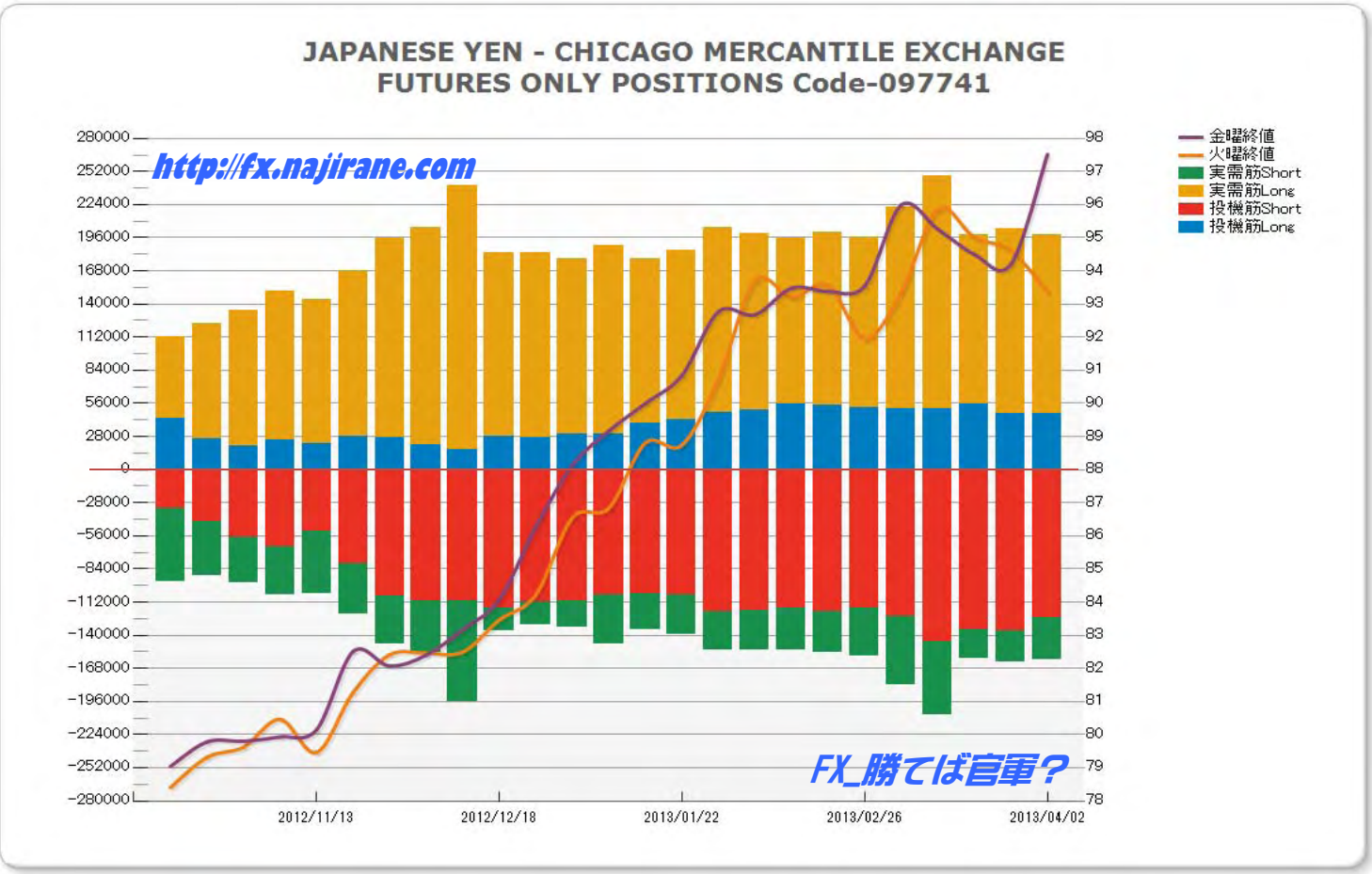

EURO FX - CHICAGO MERCANTILE EXCHANGE
FUTURES ONLY POSITIONS

Code-099741
2013/04/05 公表値
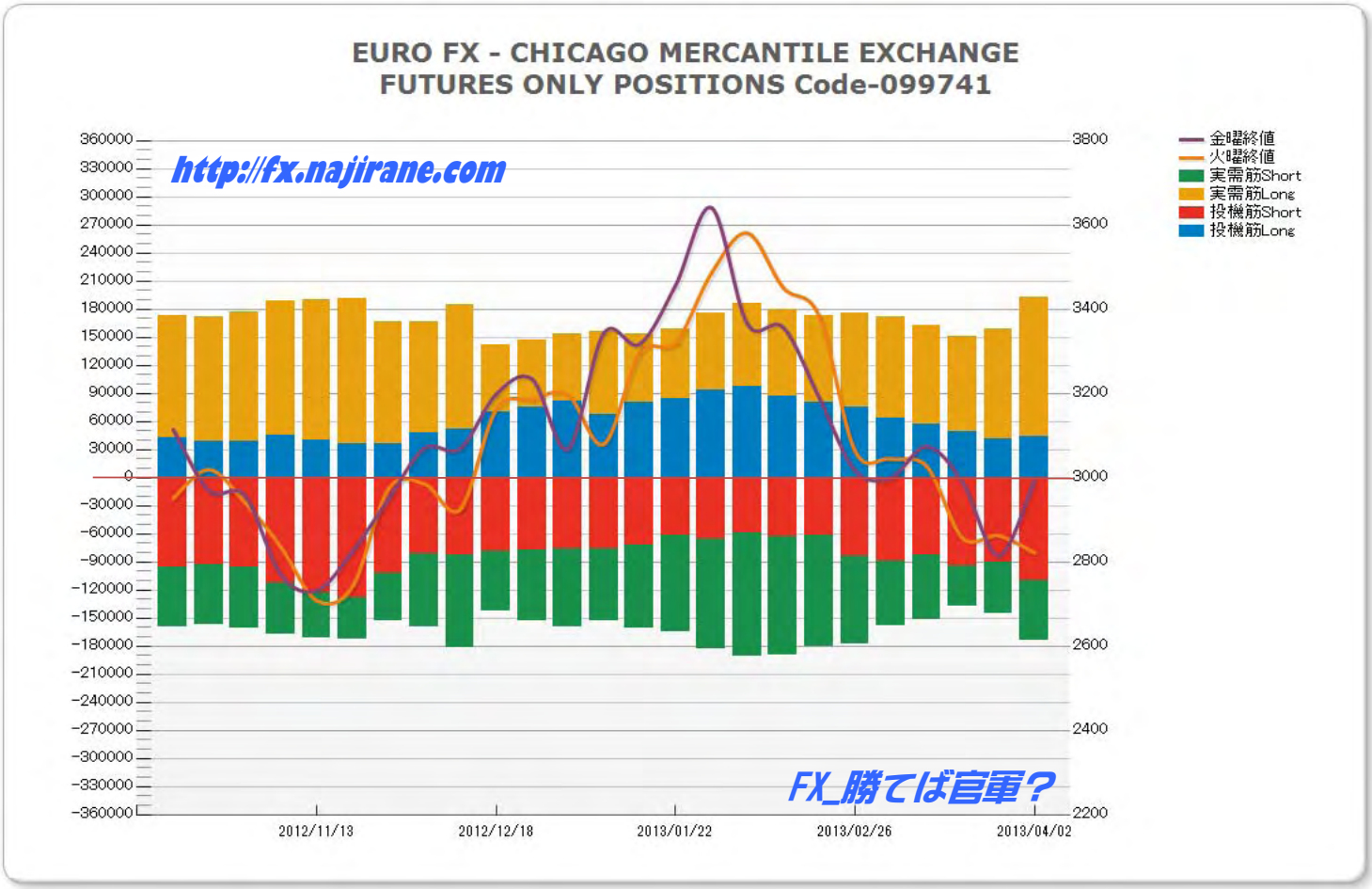
| Date | 投機筋集計 | | | | 実需筋集計 | | | | 投機筋＋実需筋合計 | | | | ユーロドル終値 | |
|---|---|---|---|---|---|---|---|---|---|---|---|---|---|---|
| | EUR買い | EUR売り | 売り越し | 売買計 | EUR買い | EUR売り | 売り越し | 売買計 | EUR買い | EUR売り | 売り越し | 売買計 | 火曜締め | 金曜締め |
| 2013/04/02 | 44459 | 110160 | 65701 | 154619 | 147918 | 63699 | -84219 | 211617 | 192377 | 173859 | -18518 | 366236 | 1.2821 | 1.2994 |
| 2013/03/26 | 41260 | 90355 | 49095 | 131615 | 117345 | 54862 | -62483 | 172207 | 158605 | 145217 | -13388 | 303822 | 1.2862 | 1.2815 |
| 2013/03/19 | 48958 | 93842 | 44884 | 142800 | 102319 | 44157 | -58162 | 146476 | 151277 | 137999 | -13278 | 289276 | 1.2857 | 1.2988 |
| 2013/03/12 | 57473 | 82260 | 24787 | 139733 | 104909 | 68989 | -35920 | 173898 | 162382 | 151249 | -11133 | 313631 | 1.3027 | 1.3074 |
| 2013/03/05 | 63355 | 89471 | 26116 | 152826 | 107811 | 69195 | -38616 | 177006 | 171166 | 158666 | -12500 | 329832 | 1.3044 | 1.3000 |
| 2013/02/26 | 74832 | 84226 | 9394 | 159058 | 101311 | 93280 | -8031 | 194591 | 176143 | 177506 | 1363 | 353649 | 1.3064 | 1.3017 |
| 2013/02/19 | 81014 | 61911 | -19103 | 142925 | 91704 | 118002 | 26298 | 209706 | 172718 | 179913 | 7195 | 352631 | 1.3384 | 1.3190 |
| 2013/02/12 | 87135 | 62954 | -24181 | 150089 | 92973 | 126202 | 33229 | 219175 | 180108 | 189156 | 9048 | 369264 | 1.3451 | 1.3357 |
| 2013/02/05 | 97397 | 59445 | -37952 | 156842 | 89236 | 131946 | 42710 | 221182 | 186633 | 191391 | 4758 | 378024 | 1.3581 | 1.3365 |
| 2013/01/29 | 93791 | 66319 | -27472 | 160110 | 81422 | 116865 | 35443 | 198287 | 175213 | 183184 | 7971 | 358397 | 1.3486 | 1.3641 |
| 2013/01/22 | 83840 | 62459 | -21381 | 146299 | 74708 | 102356 | 27648 | 177064 | 158548 | 164815 | 6267 | 323363 | 1.3320 | 1.3457 |
| 2013/01/15 | 80174 | 72859 | -7315 | 153033 | 73119 | 88184 | 15065 | 161303 | 153293 | 161043 | 7750 | 314336 | 1.3296 | 1.3317 |
| 2013/01/08 | 67302 | 75623 | 8321 | 142925 | 88628 | 77408 | -11220 | 166036 | 155930 | 153031 | -2899 | 308961 | 1.3079 | 1.3343 |
| 2012/12/31 | 81932 | 76806 | -5126 | 158738 | 71891 | 82481 | 10590 | 154372 | 153823 | 159287 | 5464 | 313110 | 1.3197 | 1.3068 |
| 2012/12/24 | 75072 | 77621 | 2549 | 152693 | 72084 | 76154 | 4070 | 148238 | 147156 | 153775 | 6619 | 300931 | 1.3187 | 1.3217 |
| 2012/12/18 | 69460 | 79196 | 9736 | 148656 | 71803 | 64052 | -7751 | 135855 | 141263 | 143248 | 1985 | 284511 | 1.3223 | 1.3186 |
| 2012/12/11 | 51536 | 83159 | 31623 | 134695 | 133355 | 98757 | -34598 | 232112 | 184891 | 181916 | -2975 | 366807 | 1.3007 | 1.3162 |
| 2012/12/04 | 48300 | 81095 | 32795 | 129395 | 117877 | 78193 | -39684 | 196070 | 166177 | 159288 | -6889 | 325465 | 1.3093 | 1.2925 |
| 2012/11/27 | 35799 | 102492 | 66693 | 138291 | 130148 | 50616 | -79532 | 180764 | 165947 | 153108 | -12839 | 319055 | 1.2936 | 1.2985 |
| 2012/11/20 | 36692 | 128092 | 91400 | 164784 | 155028 | 45063 | -109965 | 200091 | 191720 | 173155 | -18565 | 364875 | 1.2813 | 1.2973 |
| 2012/11/13 | 39863 | 123509 | 83646 | 163372 | 150428 | 48432 | -101996 | 198860 | 190291 | 171941 | -18350 | 362232 | 1.2701 | 1.2742 |
| 2012/11/06 | 45212 | 112353 | 67141 | 157565 | 143191 | 54864 | -88327 | 198055 | 188403 | 167217 | -21186 | 355620 | 1.2809 | 1.2708 |
| 2012/10/30 | 38189 | 96393 | 58204 | 134582 | 139267 | 64121 | -75146 | 203388 | 177456 | 160514 | -16942 | 337970 | 1.2966 | 1.2836 |
| 2012/10/23 | 38171 | 93390 | 55219 | 131561 | 133705 | 64140 | -69565 | 197845 | 171876 | 157530 | -14346 | 329406 | 1.2983 | 1.2941 |
| 2012/10/16 | 42041 | 95536 | 53495 | 137577 | 131046 | 63590 | -67456 | 194636 | 173087 | 159126 | -13961 | 332213 | 1.3098 | 1.3019 |
| 2012/10/09 | 39946 | 112516 | 72570 | 152462 | 142542 | 60144 | -82398 | 202686 | 182488 | 172660 | -9828 | 355148 | 1.2883 | 1.2951 |