

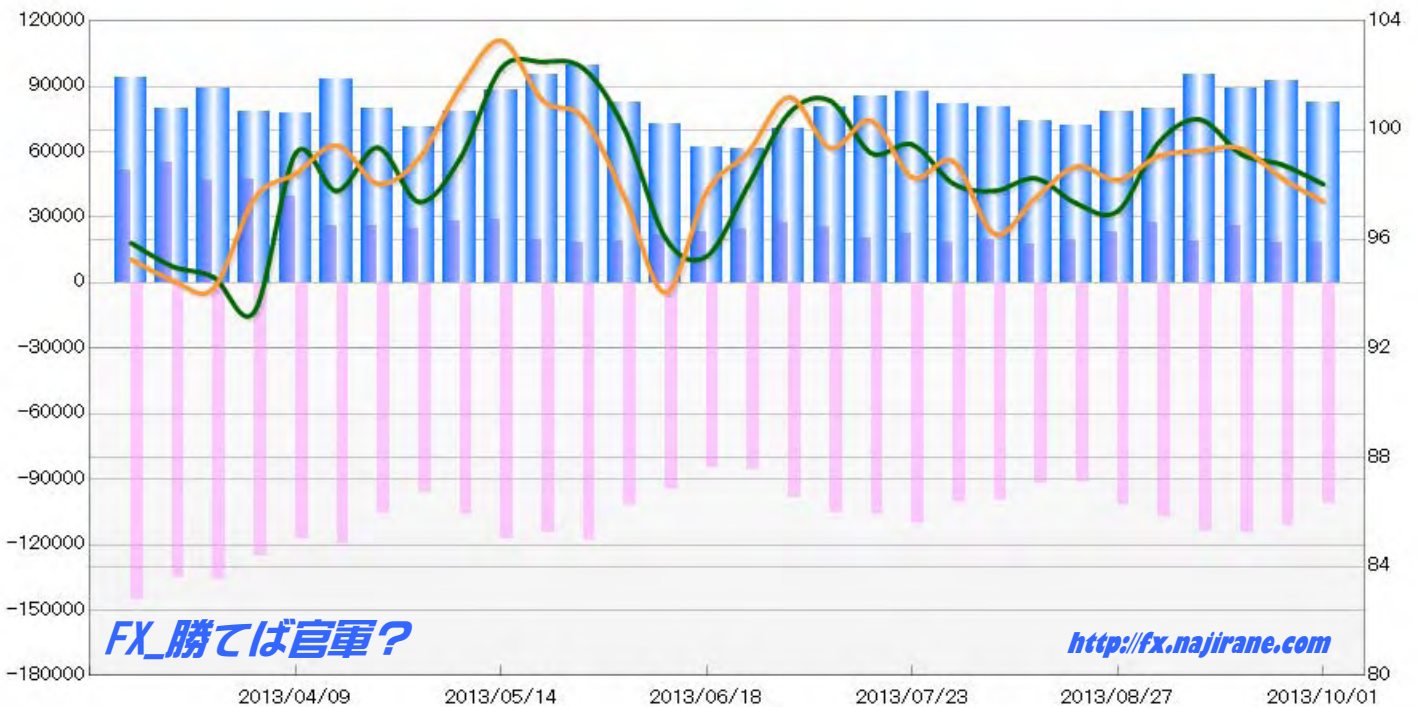
JAPANESE YEN - CHICAGO MERCANTILE EXCHANGE
2013/04/09 ~ 2013/10/01

Code-097741
2013/10/25 NYクローズ時公表値

Report_Date	Non Commercial Positions												火曜日 引け値	金曜日 引け値
	Long	増減	増減(%)	Short	増減	増減(%)	売り越し	増減	増減(%)	売買計	増減	増減(%)		
2013/10/01	18634	461	2.5%	100958	-10033	-9.0%	82324	-10494	-11.3%	119592	-9572	-7.4%	98.02	97.38
2013/09/24	18173	-7915	-30.3%	110991	-3891	-3.4%	92818	4024	4.5%	129164	-11806	-8.4%	98.73	97.85
2013/09/17	26088	7234	38.4%	114882	962	0.8%	88794	-6272	-6.6%	140970	8196	6.2%	99.12	98.55
2013/09/10	18854	-8811	-31.8%	113920	6494	6.0%	95066	15305	19.2%	132774	-2317	-1.7%	100.39	97.45
2013/09/03	27665	4269	18.2%	107426	5677	5.6%	79761	1408	1.8%	135091	9946	7.9%	99.56	98.23
2013/08/27	23396	3676	18.6%	101749	10308	11.3%	78353	6632	9.2%	125145	13984	12.6%	97.03	99.33
2013/08/20	19720	2345	13.5%	91441	-396	-0.4%	71721	-2741	-3.7%	111161	1949	1.8%	97.31	99.24
2013/08/13	17375	-2046	-10.5%	91837	-7797	-7.8%	74462	-5751	-7.2%	109212	-9843	-8.3%	98.23	99.06
2013/08/06	19421	1205	6.6%	99634	-717	-0.7%	80213	-1922	-2.3%	119055	488	0.4%	97.77	98.17
2013/07/30	18216	-4297	-19.1%	100351	-9658	-8.8%	82135	-5361	-6.1%	118567	-13955	-10.5%	98.04	98.67
2013/07/23	22513	2293	11.3%	110009	4027	3.8%	87496	1734	2.0%	132522	6320	5.0%	99.47	97.53
2013/07/16	20220	-4897	-19.5%	105982	560	0.5%	85762	5457	6.8%	126202	-4337	-3.3%	99.16	96.19
2013/07/09	25117	-2219	-8.1%	105422	7350	7.5%	80305	9569	13.5%	130539	5131	4.1%	101.08	98.85
2013/07/02	27336	2960	12.1%	98072	12234	14.3%	70736	9274	15.1%	125408	15194	13.8%	100.62	98.27
2013/06/25	24376	1366	5.9%	85838	938	1.1%	61462	-428	-0.7%	110214	2304	2.1%	97.96	100.35
2013/06/18	23010	1288	5.9%	84900	-9728	-10.3%	61890	-11016	-15.1%	107910	-8440	-7.3%	95.38	99.35
2013/06/11	21722	2546	13.3%	94628	-7292	-7.2%	72906	-9838	-11.9%	116350	-4746	-3.9%	96.03	101.21
2013/06/04	19176	770	4.2%	101920	-16255	-13.8%	82744	-17025	-17.1%	121096	-15485	-11.3%	100.03	99.18
2013/05/28	18406	-1048	-5.4%	118175	3535	3.1%	99769	4583	4.8%	136581	2487	1.9%	102.26	97.76
2013/05/21	19454	-9428	-32.6%	114640	-2649	-2.3%	95186	6779	7.7%	134094	-12077	-8.3%	102.50	94.04
2013/05/14	28882	996	3.6%	117289	10843	10.2%	88407	9847	12.5%	146171	11839	8.8%	102.27	97.51
2013/05/07	27886	3014	12.1%	106446	10447	10.9%	78560	7433	10.5%	134332	13461	11.1%	98.96	100.45
2013/04/30	24872	-1070	-4.1%	95999	-9673	-9.2%	71127	-8603	-10.8%	120871	-10743	-8.2%	97.37	101.09
2013/04/23	25942	-506	-1.9%	105672	-14187	-11.8%	79730	-13681	-14.6%	131614	-14693	-10.0%	99.36	103.28
2013/04/16	26448	-13251	-33.4%	119859	2463	2.1%	93411	15714	20.2%	146307	-10788	-6.9%	97.77	101.58
2013/04/09	39699			117396			77697			157095			99.16	98.98

JAPANESE YEN - CHICAGO MERCANTILE EXCHANGE
FUTURES ONLY POSITIONS

— 金曜終値 — 火曜終値 — Short枚数 — Long枚数 ■ 売り越し枚数(マイナスの場合は買越しと読替え)



EURO FX - CHICAGO MERCANTILE EXCHANGE

Code-099741

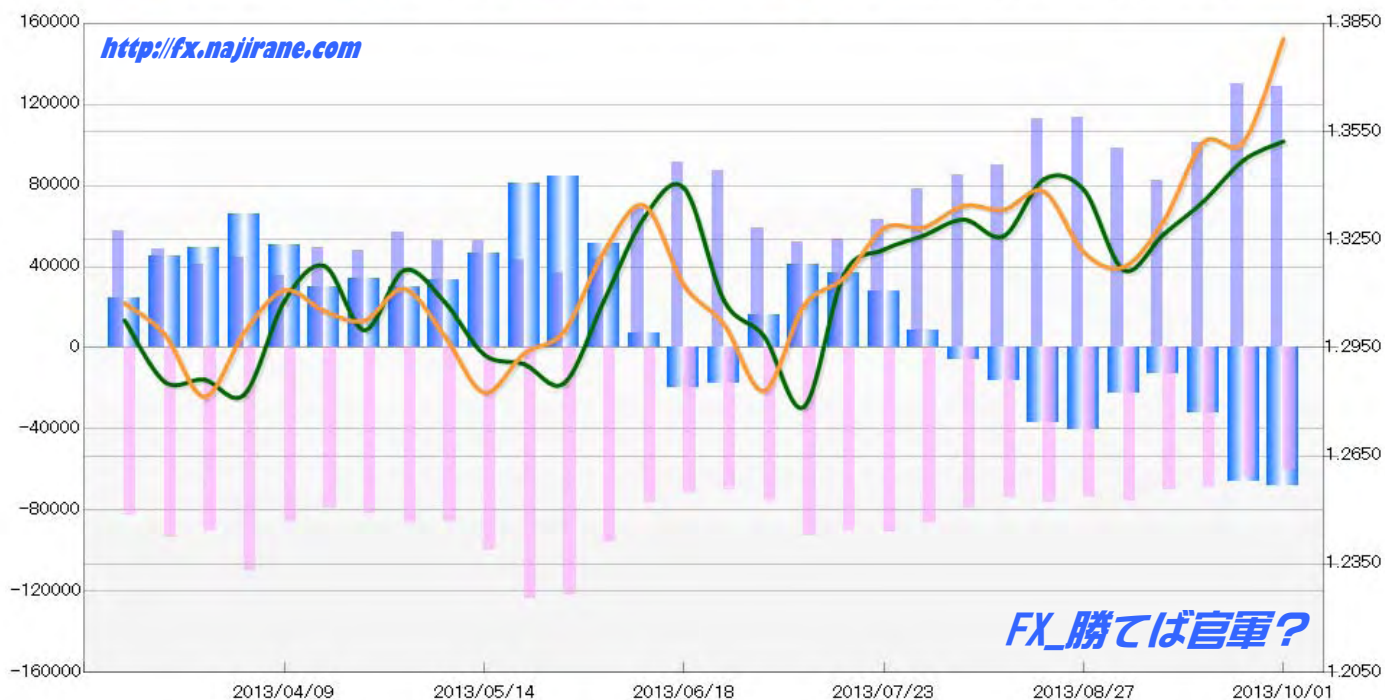
2013/04/09 ~ 2013/10/01

2013/10/25 NYクローズ時公表値

Report_Date	Non Commercial Positions								火曜日 引け値	金曜日 引け値				
	Long	増減		Short	増減		売り越し	増減						
2013/10/01	128580	-1282	-1.0%	60304	-3714	-5.8%	-68276	2432	3.7%	188884	-4996	-2.6%	1.3523	1.3807
2013/09/24	129862	28899	28.6%	64018	-5038	-7.3%	-65844	33937	106.4%	193880	23861	14.0%	1.3471	1.3684
2013/09/17	100963	18191	22.0%	69056	-1020	-1.5%	-31907	19211	151.3%	170019	17171	11.2%	1.3357	1.3551
2013/09/10	82772	-15817	-16.0%	70076	-5775	-7.6%	-12696	-10042	-44.2%	152848	-21592	-12.4%	1.3265	1.3553
2013/09/03	98589	-15003	-13.2%	75851	2340	3.2%	-22738	-17343	-43.3%	174440	-12663	-6.8%	1.3166	1.3521
2013/08/27	113592	500	0.4%	73511	-2835	-3.7%	-40081	3335	9.1%	187103	-2335	-1.2%	1.3389	1.3520
2013/08/20	113092	23108	25.7%	76346	2419	3.3%	-36746	20689	128.8%	189438	25527	15.6%	1.3418	1.3302
2013/08/13	89984	4745	5.6%	73927	-5251	-6.6%	-16057	9996	164.9%	163911	-506	-0.3%	1.3260	1.3175
2013/08/06	85239	7028	9.0%	79178	-7537	-8.7%	-6061	-14565	-171.3%	164417	-509	-0.3%	1.3306	1.3216
2013/07/30	78211	15081	23.9%	86715	-4315	-4.7%	8504	-19396	-69.5%	164926	10766	7.0%	1.3262	1.3384
2013/07/23	63130	9902	18.6%	91030	637	0.7%	27900	-9265	-24.9%	154160	10539	7.3%	1.3223	1.3333
2013/07/16	53228	1069	2.0%	90393	-2666	-2.9%	37165	-3735	-9.1%	143621	-1597	-1.1%	1.3153	1.3344
2013/07/09	52159	-7111	-12.0%	93059	17699	23.5%	40900	24810	154.2%	145218	10588	7.9%	1.2786	1.3284
2013/07/02	59270	-27922	-32.0%	75360	5525	7.9%	16090	-33447	-192.7%	134630	-22397	-14.3%	1.2983	1.3282
2013/06/25	87192	-4112	-4.5%	69835	-1439	-2.0%	-17357	-2673	-13.3%	157027	-5551	-3.4%	1.3081	1.3144
2013/06/18	91304	22348	32.4%	71274	-5215	-6.8%	-20030	-27563	-365.9%	162578	17133	11.8%	1.3394	1.3067
2013/06/11	68956	25152	57.4%	76489	-18936	-19.8%	7533	-44088	-85.4%	145445	6216	4.5%	1.3311	1.2831
2013/06/04	43804	6888	18.7%	95425	-26135	-21.5%	51621	-33023	-39.0%	139229	-19247	-12.1%	1.3082	1.3015
2013/05/28	36916	-6121	-14.2%	121560	-2426	-2.0%	84644	3695	4.6%	158476	-8547	-5.1%	1.2852	1.3123
2013/05/21	43037	-9806	-18.6%	123986	24222	24.3%	80949	34028	72.5%	167023	14416	9.4%	1.2905	1.3345
2013/05/14	52843	326	0.6%	99764	13714	15.9%	46921	13388	39.9%	152607	14040	10.1%	1.2931	1.3218
2013/05/07	52517	-4254	-7.5%	86050	-870	-1.0%	33533	3384	11.2%	138567	-5124	-3.6%	1.3078	1.2996
2013/04/30	56771	8964	18.8%	86920	4838	5.9%	30149	-4126	-12.0%	143691	13802	10.6%	1.3166	1.2935
2013/04/23	47807	-1514	-3.1%	82082	2997	3.8%	34275	4511	15.2%	129889	1483	1.2%	1.3000	1.2826
2013/04/16	49321	13978	39.5%	79085	-7116	-8.3%	29764	-21094	-41.5%	128406	6862	5.6%	1.3177	1.2984
2013/04/09	35343			86201			50858			121544			1.3080	1.3114

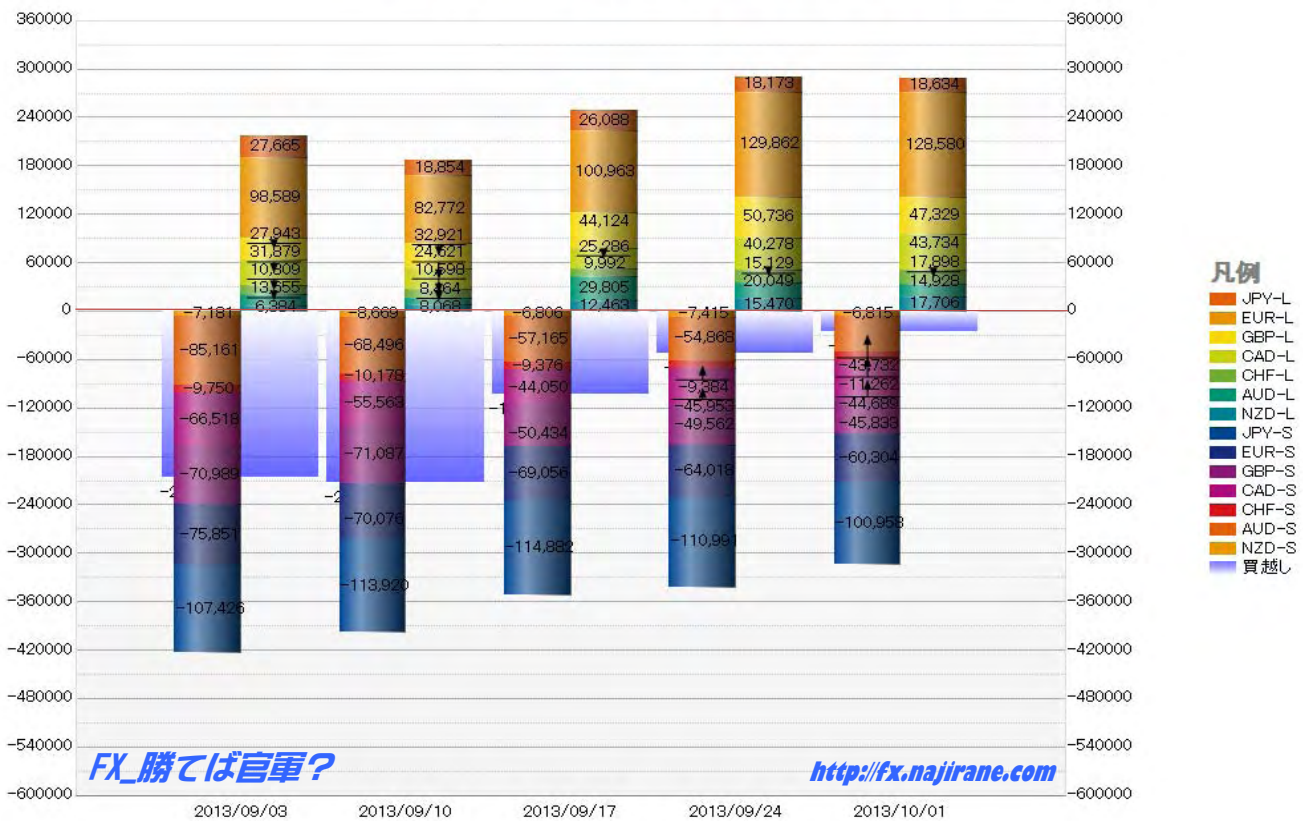
**EURO FX - CHICAGO MERCANTILE EXCHANGE
FUTURES ONLY POSITIONS**

— 金曜締め週終値 — 火曜締め週終値 — Short枚数 — Long枚数 — 売り越し枚数(マイナスの場合は買越しと読替え)



	2013/09/03			2013/09/10			2013/09/17			2013/09/24			2013/10/01		
	Long	Short	売り越し	Long	Short	売り越し	Long	Short	売り越し	Long	Short	売り越し	Long	Short	売り越し
JPY	27665	107426	79761	18854	113920	95066	26088	114882	88794	18173	110991	92818	18634	100958	82324
	前週比 枚数増減 (枚)			-8811	6494	15305	7234	962	-6272	-7915	-3891	4024	461	-10033	-10494
	前週比 枚数増減 (%)			-31.85%	6.05%	19.19%	38.37%	0.84%	-6.60%	-30.34%	-3.39%	4.53%	2.54%	-9.04%	-11.31%
EUR	98589	75851	-22738	82772	70076	-12696	100963	69056	-31907	129862	64018	-65844	128580	60304	-68276
	前週比 枚数増減 (枚)			-15817	-5775	10042	18191	-1020	-19211	28899	-5038	-33937	-1282	-3714	-2432
	前週比 枚数増減 (%)			-16.04%	-7.61%	-44.16%	21.98%	-1.46%	151.32%	28.62%	-7.30%	106.36%	-0.99%	-5.80%	3.69%
GBP	27943	70989	43046	32921	71087	38166	44124	50434	6310	50736	49562	-1174	47329	45833	-1496
	前週比 枚数増減 (枚)			4978	98	-4880	11203	-20653	-31856	6612	-872	-7484	-3407	-3729	-322
	前週比 枚数増減 (%)			17.81%	0.14%	-11.34%	34.03%	-29.05%	-83.47%	14.99%	-1.73%	-118.61%	-6.72%	-7.52%	27.43%
AUD	13655	85161	71506	8464	68496	60032	29805	57165	27360	20049	54868	34819	14928	43732	28804
	前週比 枚数増減 (枚)			-5191	-16665	-11474	21341	-11331	-32672	-9756	-2297	7459	-5121	-11136	-6015
	前週比 枚数増減 (%)			-38.02%	-19.57%	-16.05%	252.14%	-16.54%	-54.42%	-32.73%	-4.02%	27.26%	-25.54%	-20.30%	-17.28%
CAD	31879	66518	34639	24621	55563	30942	25286	44050	18764	40278	45953	5675	43734	44689	955
	前週比 枚数増減 (枚)			-7258	-10955	-3697	665	-11513	-12178	14992	1903	-13089	3456	-1264	-4720
	前週比 枚数増減 (%)			-22.77%	-16.47%	-10.67%	2.70%	-20.72%	-39.36%	59.29%	4.32%	-69.76%	8.58%	-2.75%	-83.17%
CHF	10809	9750	-1059	10598	10178	-420	9992	9376	-616	15129	9384	-5745	17898	11262	-6636
	前週比 枚数増減 (枚)			-211	428	639	-606	-802	-196	5137	8	-5129	2769	1878	-891
	前週比 枚数増減 (%)			-1.95%	4.39%	-60.34%	-5.72%	-7.88%	46.67%	51.41%	0.09%	832.63%	18.30%	20.01%	15.51%
NZD	6384	7181	797	8068	8669	601	12463	6806	-5657	15470	7415	-8055	17706	6815	-10891
	前週比 枚数増減 (枚)			1684	1488	-196	4395	-1863	-6258	3007	609	-2398	2236	-600	-2836
	前週比 枚数増減 (%)			26.38%	20.72%	-24.59%	54.47%	-21.49%	-1041.26%	24.13%	8.95%	42.39%	14.45%	-8.09%	35.21%
MXN	33761	33073	-688	32753	24474	-8279	28479	38680	10201	47887	33864	-14023	37161	22560	-14601
	前週比 枚数増減 (枚)			-1008	-8599	-7591	-4274	14206	18480	19408	-4816	-24224	-10726	-11304	-578
	前週比 枚数増減 (%)			-2.99%	-26.00%	1103.34%	-13.05%	58.05%	-223.22%	68.15%	-12.45%	-237.47%	-22.40%	-33.38%	4.12%
Total All 8	250685	455949	205264	219051	422463	203412	277200	390449	113249	337584	376055	38471	325970	336153	10183
	前週比 枚数増減 (枚)			-31634	-33486	-1852	58149	-32014	-90163	60384	-14394	-74778	-11614	-39902	-28288
	前週比 枚数増減 (%)			-12.62%	-7.34%	-0.90%	26.55%	-7.58%	-44.33%	21.78%	-3.69%	-66.03%	-3.44%	-10.61%	-73.53%
Total 7 (MXN除く)	216924	422876	205952	186298	397989	211691	248721	351769	103048	289697	342191	52494	288809	313593	24784
	前週比 枚数増減 (枚)			-30626	-24887	5739	62423	-46220	-108643	40976	-9578	-50554	-888	-28598	-27710
	前週比 枚数増減 (%)			-14.1%	-5.9%	2.8%	33.5%	-11.6%	-51.3%	16.5%	-2.7%	-49.1%	-0.3%	-8.4%	-52.8%

直近5週 CFTC IMM主要7通貨の構成



FX_勝てば官軍?

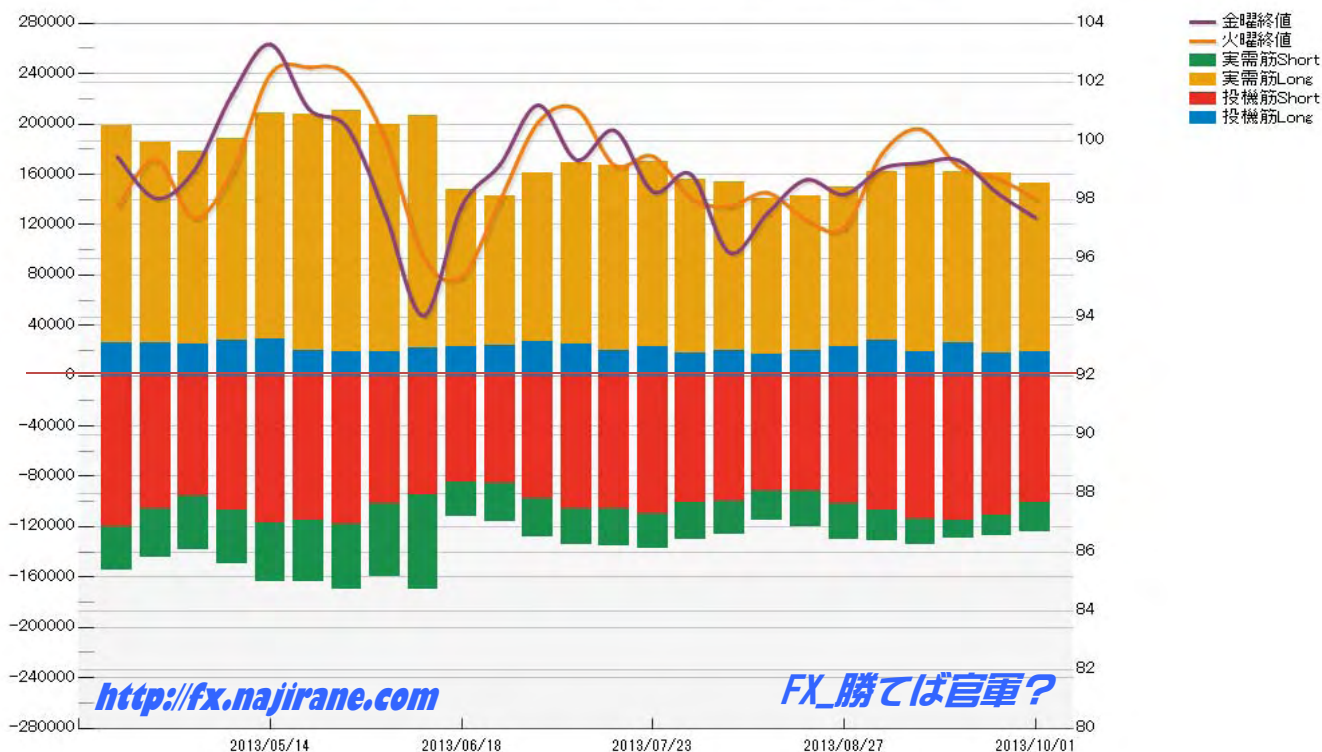
<http://fx.najirane.com>

JAPANESE YEN - CHICAGO MERCANTILE EXCHANGE
FUTURES ONLY POSITIONS

Code-097741
2013/10/25 公表値

Date	投機筋集計				実需筋集計				投機筋+実需筋合計				ドル円終値	
	円買い	円売り	売り越し	売買計	円買い	円売り	売り越し	売買計	円買い	円売り	売り越し	売買計	火曜締め	金曜締め
2013/10/01	18634	100958	82324	119592	134090	23302	-110788	157392	152724	124260	-28464	276984	98.02	97.38
2013/09/24	18173	110991	92818	129164	142849	16193	-126656	159042	161022	127184	-33838	288206	98.73	97.85
2013/09/17	26088	114882	88794	140970	136389	14059	-122330	150448	162477	128941	-33536	291418	99.12	98.55
2013/09/10	18854	113920	95066	132774	150685	20449	-130236	171134	169539	134369	-35170	303908	100.39	97.45
2013/09/03	27665	107426	79761	135091	134526	24138	-110388	158664	162191	131564	-30627	293755	99.56	98.23
2013/08/27	23396	101749	78353	125145	126655	28903	-97752	155558	150051	130652	-19399	280703	97.03	99.33
2013/08/20	19720	91441	71721	111161	122724	28763	-93961	151487	142444	120204	-22240	262648	97.31	99.24
2013/08/13	17375	91837	74462	109212	123280	23241	-100039	146521	140655	115078	-25577	255733	98.23	99.06
2013/08/06	19421	99634	80213	119055	134398	26560	-107838	160958	153819	126194	-27625	280013	97.77	98.17
2013/07/30	18216	100351	82135	118567	137588	29591	-107997	167179	155804	129942	-25862	285746	98.04	98.67
2013/07/23	22513	110009	87496	132522	148002	27661	-120341	175663	170515	137670	-32845	308185	99.47	97.53
2013/07/16	20220	105982	85762	126202	146421	29465	-116956	175886	166641	135447	-31194	302088	99.16	96.19
2013/07/09	25117	105422	80305	130539	143908	29164	-114744	173072	169025	134586	-34439	303611	101.08	98.85
2013/07/02	27336	98072	70736	125408	134078	30333	-103745	164411	161414	128405	-33009	289819	100.62	98.27
2013/06/25	24376	85838	61462	110214	117936	30267	-87669	148203	142312	116105	-26207	258417	97.96	100.35
2013/06/18	23010	84900	61890	107910	124994	27276	-97718	152270	148004	112176	-35828	260180	95.38	99.35
2013/06/11	21722	94628	72906	116350	184780	74981	-109799	259761	206502	169609	-36893	376111	96.03	101.21
2013/06/04	19176	101920	82744	121096	180807	57574	-123233	238381	199983	159494	-40489	359477	100.03	99.18
2013/05/28	18406	118175	99769	136581	192440	51894	-140546	244334	210846	170069	-40777	380915	102.26	97.76
2013/05/21	19454	114640	95186	134094	188237	49605	-138632	237842	207691	164245	-43446	371936	102.50	94.04
2013/05/14	28882	117289	88407	146171	179917	46082	-133835	225999	208799	163371	-45428	372170	102.27	97.51
2013/05/07	27886	106446	78560	134332	160636	43166	-117470	203802	188522	149612	-38910	338134	98.96	100.45
2013/04/30	24872	95999	71127	120871	153823	42753	-111070	196576	178695	138752	-39943	317447	97.37	101.09
2013/04/23	25942	105672	79730	131614	159437	38364	-121073	197801	185379	144036	-41343	329415	99.36	103.28
2013/04/16	26448	119859	93411	146307	171927	34436	-137491	206363	198375	154295	-44080	352670	97.77	101.58
2013/04/09	39699	117396	77697	157095	160513	43760	-116753	204273	200212	161156	-39056	361368	99.16	98.98

JAPANESE YEN - CHICAGO MERCANTILE EXCHANGE
FUTURES ONLY POSITIONS Code-097741



EURO FX - CHICAGO MERCANTILE EXCHANGE
FUTURES ONLY POSITIONS

Code-099741
 2013/10/25 公表値

Date	投機筋集計				実需筋集計				投機筋+実需筋合計				ユーロドル終値	
	EUR買い	EUR売り	売り越し	売買計	EUR買い	EUR売り	売り越し	売買計	EUR買い	EUR売り	売り越し	売買計	火曜締め	金曜締め
2013/10/01	128580	60304	-68276	188884	73837	140700	66863	214537	202417	201004	-1413	403421	1.3523	1.3807
2013/09/24	129862	64018	-65844	193880	72759	138915	66156	211674	202621	202933	312	405554	1.3471	1.3684
2013/09/17	100963	69056	-31907	170019	73890	94356	20466	168246	174853	163412	-11441	338265	1.3357	1.3551
2013/09/10	82772	70076	-12696	152848	122829	123285	456	246114	205601	193361	-12240	398962	1.3265	1.3553
2013/09/03	98589	75851	-22738	174440	99298	107939	8641	207237	197887	183790	-14097	381677	1.3166	1.3521
2013/08/27	113592	73511	-40081	187103	78540	114408	35868	192948	192132	187919	-4213	380051	1.3389	1.3520
2013/08/20	113092	76346	-36746	189438	78210	109391	31181	187601	191302	185737	-5565	377039	1.3418	1.3302
2013/08/13	89984	73927	-16057	163911	85283	87207	1924	172490	175267	161134	-14133	336401	1.3260	1.3175
2013/08/06	85239	79178	-6061	164417	90858	86556	-4302	177414	176097	165734	-10363	341831	1.3306	1.3216
2013/07/30	78211	86715	8504	164926	96694	73239	-23455	169933	174905	159954	-14951	334859	1.3262	1.3384
2013/07/23	63130	91030	27900	154160	109572	68740	-40832	178312	172702	159770	-12932	332472	1.3223	1.3333
2013/07/16	53228	90393	37165	143621	126783	65982	-60801	192765	180011	156375	-23636	336386	1.3153	1.3344
2013/07/09	52159	93059	40900	145218	124661	62042	-62619	186703	176820	155101	-21719	331921	1.2786	1.3284
2013/07/02	59270	75360	16090	134630	88115	61074	-27041	149189	147385	136434	-10951	283819	1.2983	1.3282
2013/06/25	87192	69835	-17357	157027	70649	86799	16150	157448	157841	156634	-1207	314475	1.3081	1.3144
2013/06/18	91304	71274	-20030	162578	64586	80432	15846	145018	155890	151706	-4184	307596	1.3394	1.3067
2013/06/11	68956	76489	7533	145445	128701	106793	-21908	235494	197657	183282	-14375	380939	1.3311	1.2831
2013/06/04	43804	95425	51621	139229	148967	78413	-70554	227380	192771	173838	-18933	366609	1.3082	1.3015
2013/05/28	36916	121560	84644	158476	180752	70174	-110578	250926	217668	191734	-25934	409402	1.2852	1.3123
2013/05/21	43037	123986	80949	167023	177851	69705	-108146	247556	220888	193691	-27197	414579	1.2905	1.3345
2013/05/14	52843	99764	46921	152607	132700	65854	-66846	198554	185543	165618	-19925	351161	1.2931	1.3218
2013/05/07	52517	86050	33533	138567	115146	69030	-46116	184176	167663	155080	-12583	322743	1.3078	1.2996
2013/04/30	56771	86920	30149	143691	113781	77610	-36171	191391	170552	164530	-6022	335082	1.3166	1.2935
2013/04/23	47807	82082	34275	129889	127780	78147	-49633	205927	175587	160229	-15358	335816	1.3000	1.2826
2013/04/16	49321	79085	29764	128406	121372	76858	-44514	198230	170693	155943	-14750	326636	1.3177	1.2984
2013/04/09	35343	86201	50858	121544	141694	72488	-69206	214182	177037	158689	-18348	335726	1.3080	1.3114

EURO FX - CHICAGO MERCANTILE EXCHANGE
FUTURES ONLY POSITIONS Code-099741

