

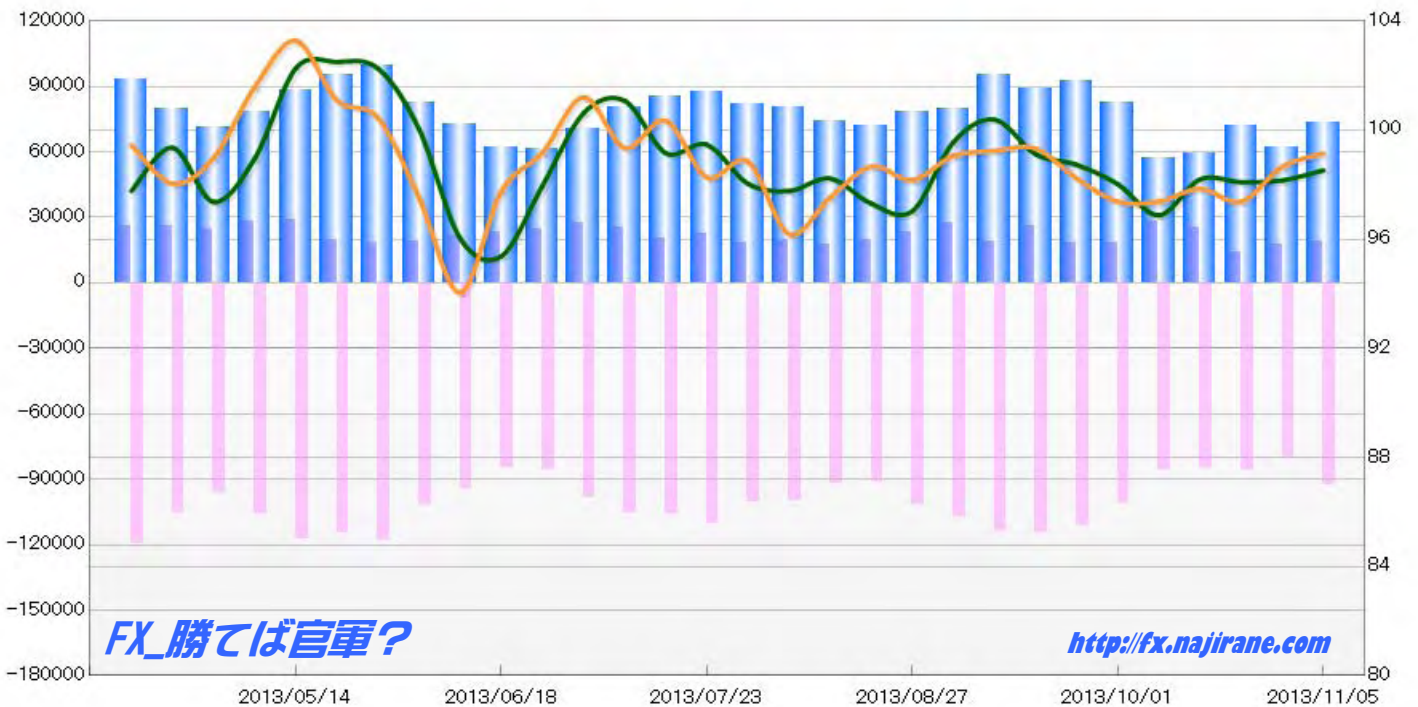
**JAPANESE YEN - CHICAGO MERCANTILE EXCHANGE**  
**2013/05/14 ~ 2013/11/05**

Code-097741  
**2013/11/08 NYクローズ時公表値**

Report_Date	Non Commercial Positions												火曜日 引け値	金曜日 引け値
	Long	増減	増減(%)	Short	増減	増減(%)	売り越し	増減	増減(%)	売買計	増減	増減(%)		
2013/11/05	18734	1251	7.2%	92526	12648	15.8%	73792	11397	18.3%	111260	13899	14.3%	98.53	99.15
2013/10/29	17483	3555	25.5%	79878	-5852	-6.8%	62395	-9407	-13.1%	97361	-2297	-2.3%	98.16	98.66
2013/10/22	13928	-11464	-45.1%	85730	1072	1.3%	71802	12536	21.2%	99658	-10392	-9.4%	98.10	97.38
2013/10/15	25392	-2773	-9.8%	84658	-604	-0.7%	59266	2169	3.8%	110050	-3377	-3.0%	98.20	97.85
2013/10/08	28165	9531	51.1%	85262	-15696	-15.5%	57097	-25227	-30.6%	113427	-6165	-5.2%	96.88	98.55
2013/10/01	18634	461	2.5%	100958	-10033	-9.0%	82324	-10494	-11.3%	119592	-9572	-7.4%	98.02	97.45
2013/09/24	18173	-7915	-30.3%	110991	-3891	-3.4%	92818	4024	4.5%	129164	-11806	-8.4%	98.73	98.23
2013/09/17	26088	7234	38.4%	114882	962	0.8%	88794	-6272	-6.6%	140970	8196	6.2%	99.12	99.33
2013/09/10	18854	-8811	-31.8%	113920	6494	6.0%	95066	15305	19.2%	132774	-2317	-1.7%	100.39	99.24
2013/09/03	27665	4269	18.2%	107426	5677	5.6%	79761	1408	1.8%	135091	9946	7.9%	99.56	99.06
2013/08/27	23396	3676	18.6%	101749	10308	11.3%	78353	6632	9.2%	125145	13984	12.6%	97.03	98.17
2013/08/20	19720	2345	13.5%	91441	-396	-0.4%	71721	-2741	-3.7%	111161	1949	1.8%	97.31	98.67
2013/08/13	17375	-2046	-10.5%	91837	-7797	-7.8%	74462	-5751	-7.2%	109212	-9843	-8.3%	98.23	97.53
2013/08/06	19421	1205	6.6%	99634	-717	-0.7%	80213	-1922	-2.3%	119055	488	0.4%	97.77	96.19
2013/07/30	18216	-4297	-19.1%	100351	-9658	-8.8%	82135	-5361	-6.1%	118567	-13955	-10.5%	98.04	98.85
2013/07/23	22513	2293	11.3%	110009	4027	3.8%	87496	1734	2.0%	132522	6320	5.0%	99.47	98.27
2013/07/16	20220	-4897	-19.5%	105982	560	0.5%	85762	5457	6.8%	126202	-4337	-3.3%	99.16	100.35
2013/07/09	25117	-2219	-8.1%	105422	7350	7.5%	80305	9569	13.5%	130539	5131	4.1%	101.08	99.35
2013/07/02	27336	2960	12.1%	98072	12234	14.3%	70736	9274	15.1%	125408	15194	13.8%	100.62	101.21
2013/06/25	24376	1366	5.9%	85838	938	1.1%	61462	-428	-0.7%	110214	2304	2.1%	97.96	99.18
2013/06/18	23010	1288	5.9%	84900	-9728	-10.3%	61890	-11016	-15.1%	107910	-8440	-7.3%	95.38	97.76
2013/06/11	21722	2546	13.3%	94628	-7292	-7.2%	72906	-9838	-11.9%	116350	-4746	-3.9%	96.03	94.04
2013/06/04	19176	770	4.2%	101920	-16255	-13.8%	82744	-17025	-17.1%	121096	-15485	-11.3%	100.03	97.51
2013/05/28	18406	-1048	-5.4%	118175	3535	3.1%	99769	4583	4.8%	136581	2487	1.9%	102.26	100.45
2013/05/21	19454	-9428	-32.6%	114640	-2649	-2.3%	95186	6779	7.7%	134094	-12077	-8.3%	102.50	101.09
2013/05/14	28882			117289			88407			146171			102.27	103.28

**JAPANESE YEN - CHICAGO MERCANTILE EXCHANGE**  
**FUTURES ONLY POSITIONS**

— 金曜終値 — 火曜終値 — Short枚数 — Long枚数 ■ 売り越し枚数(マイナスの場合は買越しと読替)

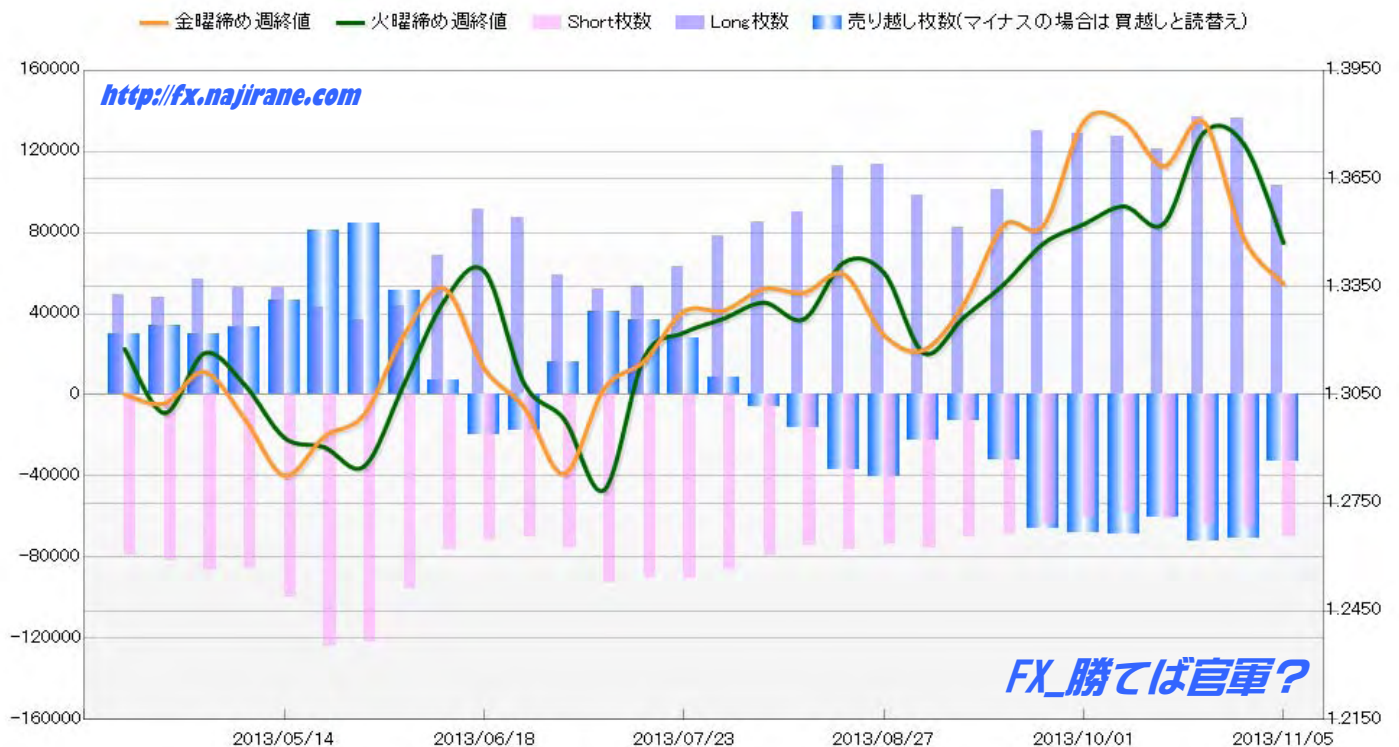


**EURO FX - CHICAGO MERCANTILE EXCHANGE**  
**2013/05/14 ~ 2013/11/05**

Code-099741  
 2013/11/08 NYクロース時公表値

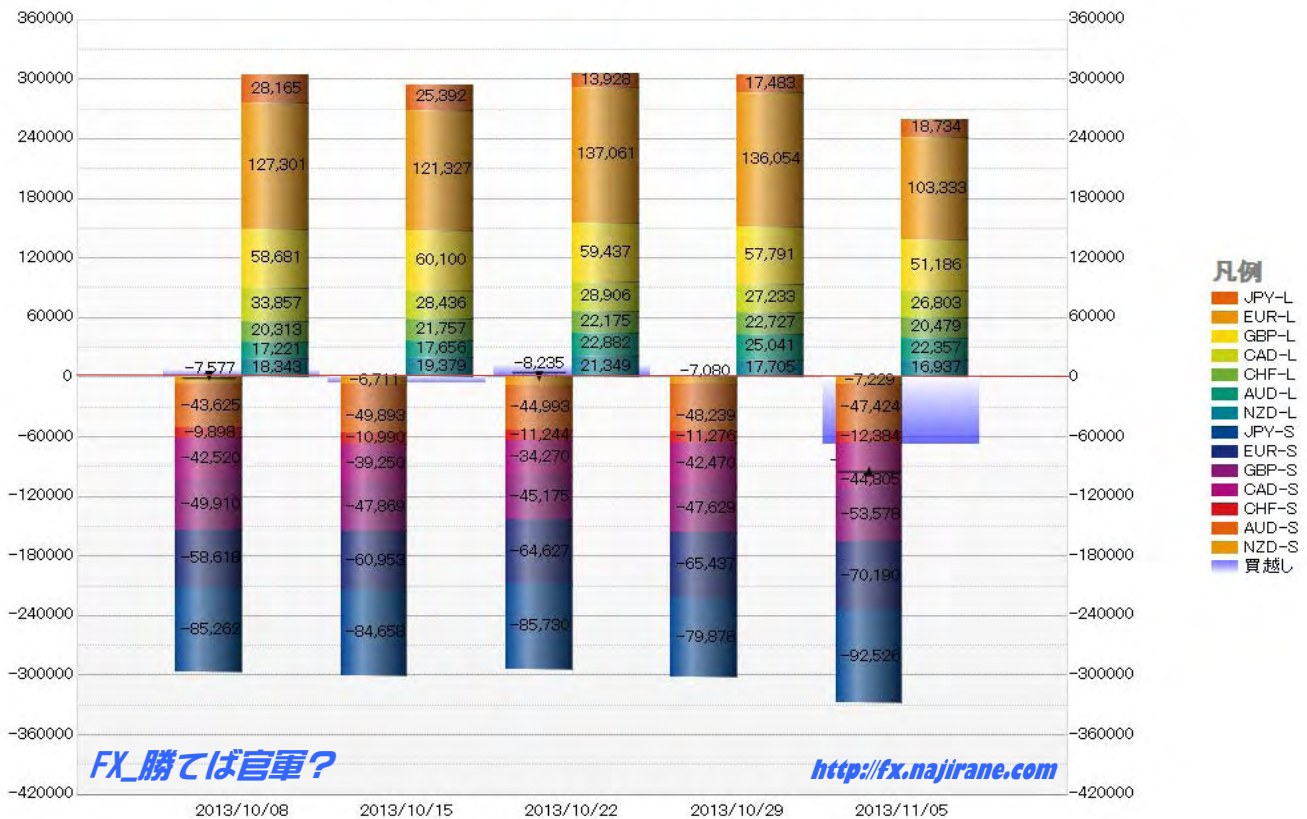
Report_Date	Non Commercial Positions								火曜日 引け値	金曜日 引け値				
	Long	増減		Short	増減		売り越し	増減						
2013/11/05	103333	-32721	-24.1%	70190	4753	7.3%	-33143	-37474	-53.1%	173523	-27968	-13.9%	1.3472	1.3359
2013/10/29	136054	-1007	-0.7%	65437	810	1.3%	-70617	-1817	-2.5%	201491	-197	-0.1%	1.3747	1.3484
2013/10/22	137061	15734	13.0%	64627	3674	6.0%	-72434	12060	20.0%	201688	19408	10.6%	1.3777	1.3807
2013/10/15	121327	-5974	-4.7%	60953	2335	4.0%	-60374	-8309	-12.1%	182280	-3639	-2.0%	1.3525	1.3684
2013/10/08	127301	-1279	-1.0%	58618	-1686	-2.8%	-68683	407	0.6%	185919	-2965	-1.6%	1.3573	1.3551
2013/10/01	128580	-1282	-1.0%	60304	-3714	-5.8%	-68276	2432	3.7%	188884	-4996	-2.6%	1.3523	1.3553
2013/09/24	129862	28899	28.6%	64018	-5038	-7.3%	-65844	33937	106.4%	193880	23861	14.0%	1.3471	1.3521
2013/09/17	100963	18191	22.0%	69056	-1020	-1.5%	-31907	19211	151.3%	170019	17171	11.2%	1.3357	1.3520
2013/09/10	82772	-15817	-16.0%	70076	-5775	-7.6%	-12696	-10042	-44.2%	152848	-21592	-12.4%	1.3265	1.3302
2013/09/03	98589	-15003	-13.2%	75851	2340	3.2%	-22738	-17343	-43.3%	174440	-12663	-6.8%	1.3166	1.3175
2013/08/27	113592	500	0.4%	73511	-2835	-3.7%	-40081	3335	9.1%	187103	-2335	-1.2%	1.3389	1.3216
2013/08/20	113092	23108	25.7%	76346	2419	3.3%	-36746	20689	128.8%	189438	25527	15.6%	1.3418	1.3384
2013/08/13	89984	4745	5.6%	73927	-5251	-6.6%	-16057	9996	164.9%	163911	-506	-0.3%	1.3260	1.3333
2013/08/06	85239	7028	9.0%	79178	-7537	-8.7%	-6061	-14565	-171.3%	164417	-509	-0.3%	1.3306	1.3344
2013/07/30	78211	15081	23.9%	86715	-4315	-4.7%	8504	-19396	-69.5%	164926	10766	7.0%	1.3262	1.3284
2013/07/23	63130	9902	18.6%	91030	637	0.7%	27900	-9265	-24.9%	154160	10539	7.3%	1.3223	1.3282
2013/07/16	53228	1069	2.0%	90393	-2666	-2.9%	37165	-3735	-9.1%	143621	-1597	-1.1%	1.3153	1.3144
2013/07/09	52159	-7111	-12.0%	93059	17699	23.5%	40900	24810	154.2%	145218	10588	7.9%	1.2786	1.3067
2013/07/02	59270	-27922	-32.0%	75360	5525	7.9%	16090	-33447	-192.7%	134630	-22397	-14.3%	1.2983	1.2831
2013/06/25	87192	-4112	-4.5%	69835	-1439	-2.0%	-17357	-2673	-13.3%	157027	-5551	-3.4%	1.3081	1.3015
2013/06/18	91304	22348	32.4%	71274	-5215	-6.8%	-20030	-27563	-365.9%	162578	17133	11.8%	1.3394	1.3123
2013/06/11	68956	25152	57.4%	76489	-18936	-19.8%	7533	-44088	-85.4%	145445	6216	4.5%	1.3311	1.3345
2013/06/04	43804	6888	18.7%	95425	-26135	-21.5%	51621	-33023	-39.0%	139229	-19247	-12.1%	1.3082	1.3218
2013/05/28	36916	-6121	-14.2%	121560	-2426	-2.0%	84644	3695	4.6%	158476	-8547	-5.1%	1.2852	1.2996
2013/05/21	43037	-9806	-18.6%	123986	24222	24.3%	80949	34028	72.5%	167023	14416	9.4%	1.2905	1.2935
2013/05/14	52843			99764			46921			152607			1.2931	1.2826

**EURO FX - CHICAGO MERCANTILE EXCHANGE**  
**FUTURES ONLY POSITIONS**



	2013/10/08			2013/10/15			2013/10/22			2013/10/29			2013/11/05		
	Long	Short	売り越し	Long	Short	売り越し	Long	Short	売り越し	Long	Short	売り越し	Long	Short	売り越し
JPY	28165	85262	57097	25392	84658	59266	13928	85730	71802	17483	79878	62395	18734	92526	73792
	前週比 枚数増減 (枚)			-2773	-604	2169	-11464	1072	12536	3555	-5852	-9407	1251	12648	11397
	前週比 枚数増減 (%)			-9.85%	-0.71%	3.80%	-45.15%	1.27%	21.15%	25.52%	-6.83%	-13.10%	7.16%	15.83%	18.27%
EUR	127301	58618	-68683	121327	60953	-60374	137061	64627	-72434	136054	65437	-70617	103333	70190	-33143
	前週比 枚数増減 (枚)			-5974	2335	8309	15734	3674	-12060	-1007	810	1817	-32721	4753	37474
	前週比 枚数増減 (%)			-4.69%	3.98%	-12.10%	12.97%	6.03%	19.98%	-0.73%	1.25%	-2.51%	-24.05%	7.26%	-53.07%
GBP	58681	49910	-8771	60100	47869	-12231	59437	45175	-14262	57791	47629	-10162	51186	53578	2392
	前週比 枚数増減 (枚)			1419	-2041	-3460	-663	-2694	-2031	-1646	2454	4100	-6605	5949	12554
	前週比 枚数増減 (%)			2.42%	-4.09%	39.45%	-1.10%	-5.63%	16.61%	-2.77%	5.43%	-28.75%	-11.43%	12.49%	-123.54%
AUD	17221	43625	26404	17656	49893	32237	22882	44993	22111	25041	48239	23198	22357	47424	25067
	前週比 枚数増減 (枚)			435	6268	5833	5226	-4900	-10126	2159	3246	1087	-2684	-815	1869
	前週比 枚数増減 (%)			2.53%	14.37%	22.09%	29.60%	-9.82%	-31.41%	9.44%	7.21%	4.92%	-10.72%	-1.69%	8.06%
CAD	33857	42520	8663	28436	39250	10814	28906	34270	5364	27233	42470	15237	26803	44805	18002
	前週比 枚数増減 (枚)			-5421	-3270	2151	470	-4980	-5450	-1673	8200	9873	-430	2335	2765
	前週比 枚数増減 (%)			-16.01%	-7.69%	24.83%	1.65%	-12.69%	-50.40%	-5.79%	23.93%	184.06%	-1.58%	5.50%	18.15%
CHF	20313	9898	-10415	21757	10990	-10767	22175	11244	-10931	22727	11276	-11451	20479	12384	-8095
	前週比 枚数増減 (枚)			1444	1092	-352	418	254	-164	552	32	-520	-2248	1108	3356
	前週比 枚数増減 (%)			7.11%	11.03%	3.38%	1.92%	2.31%	1.52%	2.49%	0.28%	4.76%	-9.89%	9.83%	-29.31%
NZD	18343	7577	-10766	19379	6711	-12668	21349	8235	-13114	17705	7080	-10625	16937	7229	-9708
	前週比 枚数増減 (枚)			1036	-866	-1902	1970	1524	-446	-3644	-1155	2489	-768	149	917
	前週比 枚数増減 (%)			5.65%	-11.43%	17.67%	10.17%	22.71%	3.52%	-17.07%	-14.03%	-18.98%	-4.34%	2.10%	-8.63%
MXN	27284	16351	-10933	23714	15953	-7761	28776	21562	-7214	27735	22839	-4896	29474	24294	-5180
	前週比 枚数増減 (枚)			-3570	-398	3172	5062	5609	547	-1041	1277	2318	1739	1455	-284
	前週比 枚数増減 (%)			-13.08%	-2.43%	-29.01%	21.35%	35.16%	-7.05%	-3.62%	5.92%	-32.13%	6.27%	6.37%	5.80%
Total All 8	331165	313761	-17404	317761	316277	-1484	334514	315836	-18678	331769	324848	-6921	289303	352430	63127
	前週比 枚数増減 (枚)			-13404	2516	15920	16753	-441	-17194	-2745	9012	11757	-42466	27582	70048
	前週比 枚数増減 (%)			-4.05%	0.80%	-91.47%	5.27%	-0.14%	1158.63%	-0.82%	2.85%	-62.95%	-12.80%	8.49%	-1012.11%
Total 7 (MXN除く)	303881	297410	-6471	294047	300324	6277	305738	294274	-11464	304034	302009	-2025	259829	328136	68307
	前週比 枚数増減 (枚)			-9834	2914	12748	11691	-6050	-17741	-1704	7735	9439	-44205	26127	70332
	前週比 枚数増減 (%)			-3.2%	1.0%	-197.0%	4.0%	-2.0%	-282.6%	-0.6%	2.6%	-82.3%	-14.5%	8.7%	-3473.2%

直近5週 CFTC IMM主要7通貨の構成



FX\_勝てば官軍?

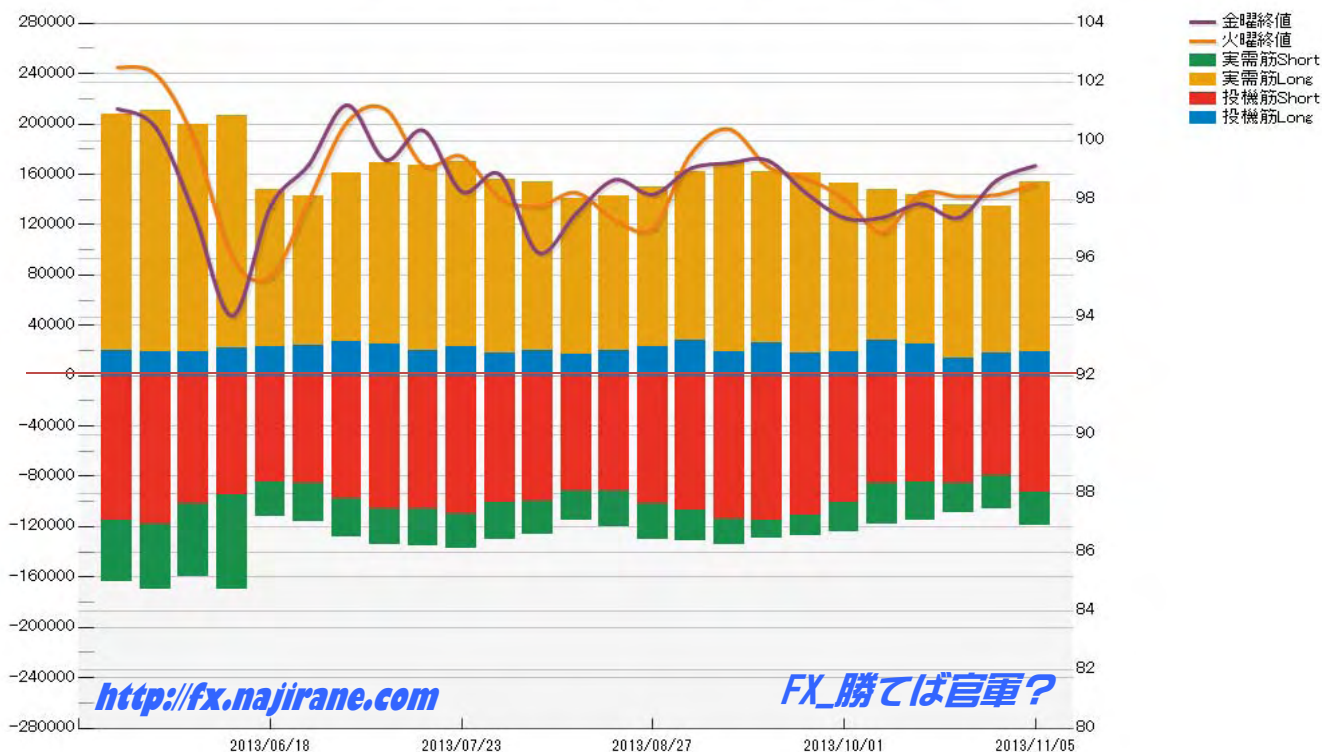
<http://fx.najirane.com>

JAPANESE YEN - CHICAGO MERCANTILE EXCHANGE  
FUTURES ONLY POSITIONS

Code-097741  
2013/11/08 公表値

Date	投機筋集計				実需筋集計				投機筋+実需筋合計				ドル円終値	
	円買い	円売り	売り越し	売買計	円買い	円売り	売り越し	売買計	円買い	円売り	売り越し	売買計	火曜締め	金曜締め
2013/11/05	18734	92526	73792	111260	135153	26248	-108905	161401	153887	118774	-35113	272661	98.53	99.15
2013/10/29	17483	79878	62395	97361	117588	26071	-91517	143659	135071	105949	-29122	241020	98.16	98.66
2013/10/22	13928	85730	71802	99658	121556	22992	-98564	144548	135484	108722	-26762	244206	98.10	97.38
2013/10/15	25392	84658	59266	110050	118174	30699	-87475	148873	143566	115357	-28209	258923	98.20	97.85
2013/10/08	28165	85262	57097	113427	119861	33058	-86803	152919	148026	118320	-29706	266346	96.88	98.55
2013/10/01	18634	100958	82324	119592	134090	23302	-110788	157392	152724	124260	-28464	276984	98.02	97.45
2013/09/24	18173	110991	92818	129164	142849	16193	-126656	159042	161022	127184	-33838	288206	98.73	98.23
2013/09/17	26088	114882	88794	140970	136389	14059	-122330	150448	162477	128941	-33536	291418	99.12	99.33
2013/09/10	18854	113920	95066	132774	150685	20449	-130236	171134	169539	134369	-35170	303908	100.39	99.24
2013/09/03	27665	107426	79761	135091	134526	24138	-110388	158664	162191	131564	-30627	293755	99.56	99.06
2013/08/27	23396	101749	78353	125145	126655	28903	-97752	155558	150051	130652	-19399	280703	97.03	98.17
2013/08/20	19720	91441	71721	111161	122724	28763	-93961	151487	142444	120204	-22240	262648	97.31	98.67
2013/08/13	17375	91837	74462	109212	123280	23241	-100039	146521	140655	115078	-25577	255733	98.23	97.53
2013/08/06	19421	99634	80213	119055	134398	26560	-107838	160958	153819	126194	-27625	280013	97.77	96.19
2013/07/30	18216	100351	82135	118567	137588	29591	-107997	167179	155804	129942	-25862	285746	98.04	98.85
2013/07/23	22513	110009	87496	132522	148002	27661	-120341	175663	170515	137670	-32845	308185	99.47	98.27
2013/07/16	20220	105982	85762	126202	146421	29465	-116956	175886	166641	135447	-31194	302088	99.16	100.35
2013/07/09	25117	105422	80305	130539	143908	29164	-114744	173072	169025	134586	-34439	303611	101.08	99.35
2013/07/02	27336	98072	70736	125408	134078	30333	-103745	164411	161414	128405	-33009	289819	100.62	101.21
2013/06/25	24376	85838	61462	110214	117936	30267	-87669	148203	142312	116105	-26207	258417	97.96	99.18
2013/06/18	23010	84900	61890	107910	124994	27276	-97718	152270	148004	112176	-35828	260180	95.38	97.76
2013/06/11	21722	94628	72906	116350	184780	74981	-109799	259761	206502	169609	-36893	376111	96.03	94.04
2013/06/04	19176	101920	82744	121096	180807	57574	-123233	238381	199983	159494	-40489	359477	100.03	97.51
2013/05/28	18406	118175	99769	136581	192440	51894	-140546	244334	210846	170069	-40777	380915	102.26	100.45
2013/05/21	19454	114640	95186	134094	188237	49605	-138632	237842	207691	164245	-43446	371936	102.50	101.09
2013/05/14	28882	117289	88407	146171	179917	46082	-133835	225999	208799	163371	-45428	372170	102.27	103.28

JAPANESE YEN - CHICAGO MERCANTILE EXCHANGE  
FUTURES ONLY POSITIONS Code-097741



<http://fx.najirane.com>

FX\_勝てば官軍?

EURO FX - CHICAGO MERCANTILE EXCHANGE  
FUTURES ONLY POSITIONS

Code-099741  
2013/11/08 公表値

Date	投機筋集計				実需筋集計				投機筋+実需筋合計				ユーロドル終値	
	EUR買い	EUR売り	売り越し	売買計	EUR買い	EUR売り	売り越し	売買計	EUR買い	EUR売り	売り越し	売買計	火曜締め	金曜締め
2013/11/05	103333	70190	-33143	173523	93269	124922	31653	218191	196602	195112	-1490	391714	1.3472	1.3359
2013/10/29	136054	65437	-70617	201491	87462	156340	68878	243802	223516	221777	-1739	445293	1.3747	1.3484
2013/10/22	137061	64627	-72434	201688	82406	153006	70600	235412	219467	217633	-1834	437100	1.3777	1.3807
2013/10/15	121327	60953	-60374	182280	84477	138835	54358	223312	205804	199788	-6016	405592	1.3525	1.3684
2013/10/08	127301	58618	-68683	185919	81614	147287	65673	228901	208915	205905	-3010	414820	1.3573	1.3551
2013/10/01	128580	60304	-68276	188884	73837	140700	66863	214537	202417	201004	-1413	403421	1.3523	1.3553
2013/09/24	129862	64018	-65844	193880	72759	138915	66156	211674	202621	202933	312	405554	1.3471	1.3521
2013/09/17	100963	69056	-31907	170019	73890	94356	20466	168246	174853	163412	-11441	338265	1.3357	1.3520
2013/09/10	82772	70076	-12696	152848	122829	123285	456	246114	205601	193361	-12240	398962	1.3265	1.3302
2013/09/03	98589	75851	-22738	174440	99298	107939	8641	207237	197887	183790	-14097	381677	1.3166	1.3175
2013/08/27	113592	73511	-40081	187103	78540	114408	35868	192948	192132	187919	-4213	380051	1.3389	1.3216
2013/08/20	113092	76346	-36746	189438	78210	109391	31181	187601	191302	185737	-5565	377039	1.3418	1.3384
2013/08/13	89984	73927	-16057	163911	85283	87207	1924	172490	175267	161134	-14133	336401	1.3260	1.3333
2013/08/06	85239	79178	-6061	164417	90858	86556	-4302	177414	176097	165734	-10363	341831	1.3306	1.3344
2013/07/30	78211	86715	8504	164926	96694	73239	-23455	169933	174905	159954	-14951	334859	1.3262	1.3284
2013/07/23	63130	91030	27900	154160	109572	68740	-40832	178312	172702	159770	-12932	332472	1.3223	1.3282
2013/07/16	53228	90393	37165	143621	126783	65982	-60801	192765	180011	156375	-23636	336386	1.3153	1.3144
2013/07/09	52159	93059	40900	145218	124661	62042	-62619	186703	176820	155101	-21719	331921	1.2786	1.3067
2013/07/02	59270	75360	16090	134630	88115	61074	-27041	149189	147385	136434	-10951	283819	1.2983	1.2831
2013/06/25	87192	69835	-17357	157027	70649	86799	16150	157448	157841	156634	-1207	314475	1.3081	1.3015
2013/06/18	91304	71274	-20030	162578	64586	80432	15846	145018	155890	151706	-4184	307596	1.3394	1.3123
2013/06/11	68956	76489	7533	145445	128701	106793	-21908	235494	197657	183282	-14375	380939	1.3311	1.3345
2013/06/04	43804	95425	51621	139229	148967	78413	-70554	227380	192771	173838	-18933	366609	1.3082	1.3218
2013/05/28	36916	121560	84644	158476	180752	70174	-110578	250926	217668	191734	-25934	409402	1.2852	1.2996
2013/05/21	43037	123986	80949	167023	177851	69705	-108146	247556	220888	193691	-27197	414579	1.2905	1.2935
2013/05/14	52843	99764	46921	152607	132700	65854	-66846	198554	185543	165618	-19925	351161	1.2931	1.2826

EURO FX - CHICAGO MERCANTILE EXCHANGE  
FUTURES ONLY POSITIONS Code-099741

