

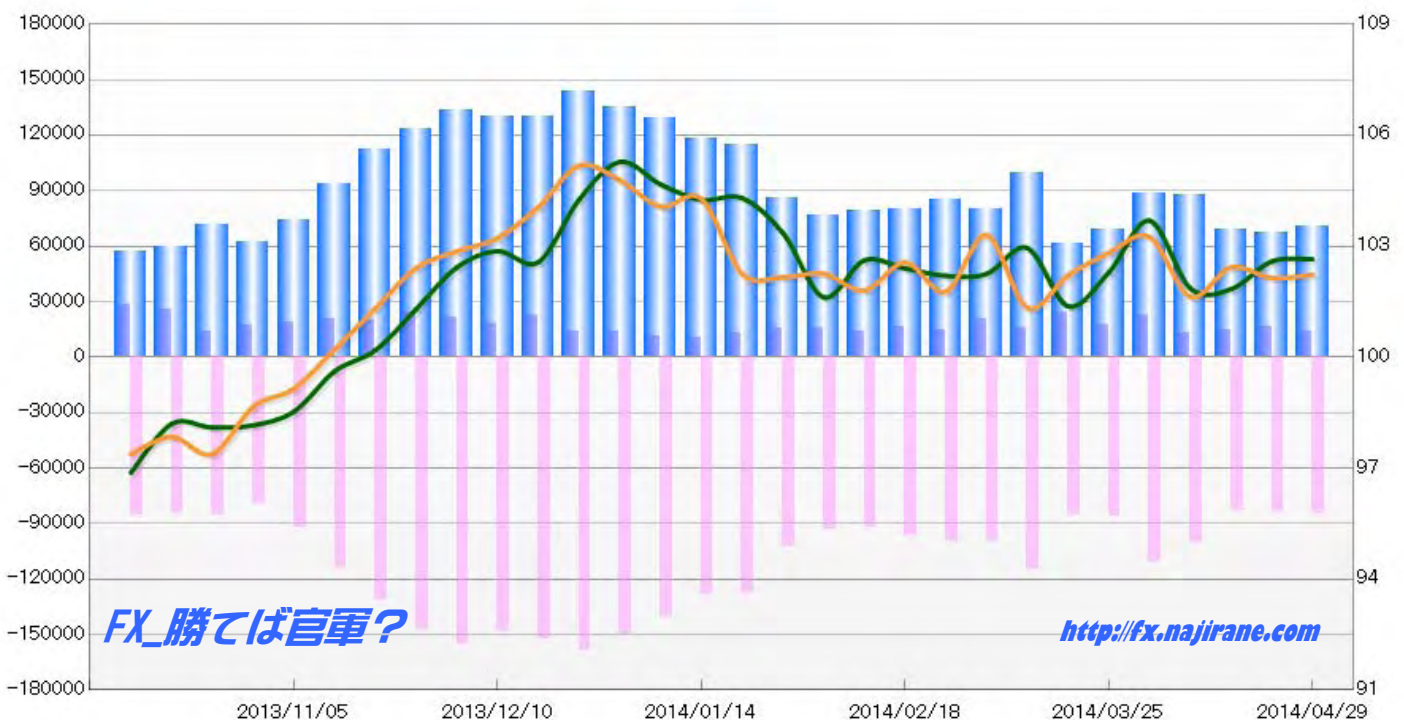
**JAPANESE YEN - CHICAGO MERCANTILE EXCHANGE**  
**2013/11/05 ~ 2014/04/29**

Code-097741  
**2014/05/02 NYクローズ時公表値**

Report_Date	Non Commercial Positions												火曜日 引け値	金曜日 引け値
	Long	増減	増減(%)	Short	増減	増減(%)	売り越し	増減	増減(%)	売買計	増減	増減(%)		
2014/04/29	13846	-2718	-16.4%	84198	391	0.5%	70352	3109	4.6%	98044	-2327	-2.3%	102.65	102.23
2014/04/22	16564	2213	15.4%	83807	740	0.9%	67243	-1473	-2.1%	100371	2953	3.0%	102.59	102.14
2014/04/15	14351	1011	7.6%	83067	-17735	-17.6%	68716	-18746	-21.4%	97418	-16724	-14.7%	101.84	102.43
2014/04/08	13340	-8822	-39.8%	100802	-9998	-9.0%	87462	-1176	-1.3%	114142	-18820	-14.2%	101.86	101.63
2014/04/01	22162	4562	25.9%	110800	24313	28.1%	88638	19751	28.7%	132962	28875	27.7%	103.69	103.25
2014/03/25	17600	-6544	-27.1%	86487	1244	1.5%	68887	7788	12.7%	104087	-5300	-4.8%	102.29	102.82
2014/03/18	24144	8418	53.5%	85243	-29839	-25.9%	61099	-38257	-38.5%	109387	-21421	-16.4%	101.38	102.21
2014/03/11	15726	-4681	-22.9%	115082	14966	14.9%	99356	19647	24.6%	130808	10285	8.5%	102.95	101.33
2014/03/04	20407	5680	38.6%	100116	299	0.3%	79709	-5381	-6.3%	120523	5979	5.2%	102.25	103.30
2014/02/25	14727	-2009	-12.0%	99817	3297	3.4%	85090	5306	6.7%	114544	1288	1.1%	102.20	101.77
2014/02/18	16736	3050	22.3%	96520	4048	4.4%	79784	998	1.3%	113256	7098	6.7%	102.40	102.56
2014/02/11	13686	-2210	-13.9%	92472	-253	-0.3%	78786	1957	2.5%	106158	-2463	-2.3%	102.62	101.80
2014/02/04	15896	-81	-0.5%	92725	-9444	-9.2%	76829	-9363	-10.9%	108621	-9525	-8.1%	101.62	102.26
2014/01/28	15977	2849	21.7%	102169	-25920	-20.2%	86192	-28769	-25.0%	118146	-23071	-16.3%	103.36	102.16
2014/01/21	13128	2374	22.1%	128089	-731	-0.6%	114961	-3105	-2.6%	141217	1643	1.2%	104.30	102.25
2014/01/14	10754	-586	-5.2%	128820	-11388	-8.1%	118066	-10802	-8.4%	139574	-11974	-7.9%	104.25	104.28
2014/01/07	11340	-2934	-20.6%	140208	-9294	-6.2%	128868	-6360	-4.7%	151548	-12228	-7.5%	104.67	104.07
2013/12/31	14274	13	0.1%	149502	-8581	-5.4%	135228	-8594	-6.0%	163776	-8568	-5.0%	105.28	104.78
2013/12/24	14261	-7964	-35.8%	158083	5635	3.7%	143822	13599	10.4%	172344	-2329	-1.3%	104.26	105.18
2013/12/17	22225	4140	22.9%	152448	4652	3.1%	130223	512	0.4%	174673	8792	5.3%	102.57	104.06
2013/12/10	18085	-3205	-15.1%	147796	-6877	-4.4%	129711	-3672	-2.8%	165881	-10082	-5.7%	102.87	103.22
2013/12/03	21290	-2709	-11.3%	154673	7472	5.1%	133383	10181	8.3%	175963	4763	2.8%	102.43	102.86
2013/11/26	23999	4575	23.6%	147201	15561	11.8%	123202	10986	9.8%	171200	20136	13.3%	101.30	102.41
2013/11/19	19424	-1470	-7.0%	131640	16978	14.8%	112216	18448	19.7%	151064	15508	11.4%	100.19	101.32
2013/11/12	20894	2160	11.5%	114662	22136	23.9%	93768	19976	27.1%	135556	24296	21.8%	99.62	100.21
2013/11/05	18734			92526			73792			111260			98.53	99.15

**JAPANESE YEN - CHICAGO MERCANTILE EXCHANGE**  
**FUTURES ONLY POSITIONS**

— 金曜終値 — 火曜終値 — Short枚数 — Long枚数 ■ 売り越し枚数(マイナスの場合は買越しと読替)



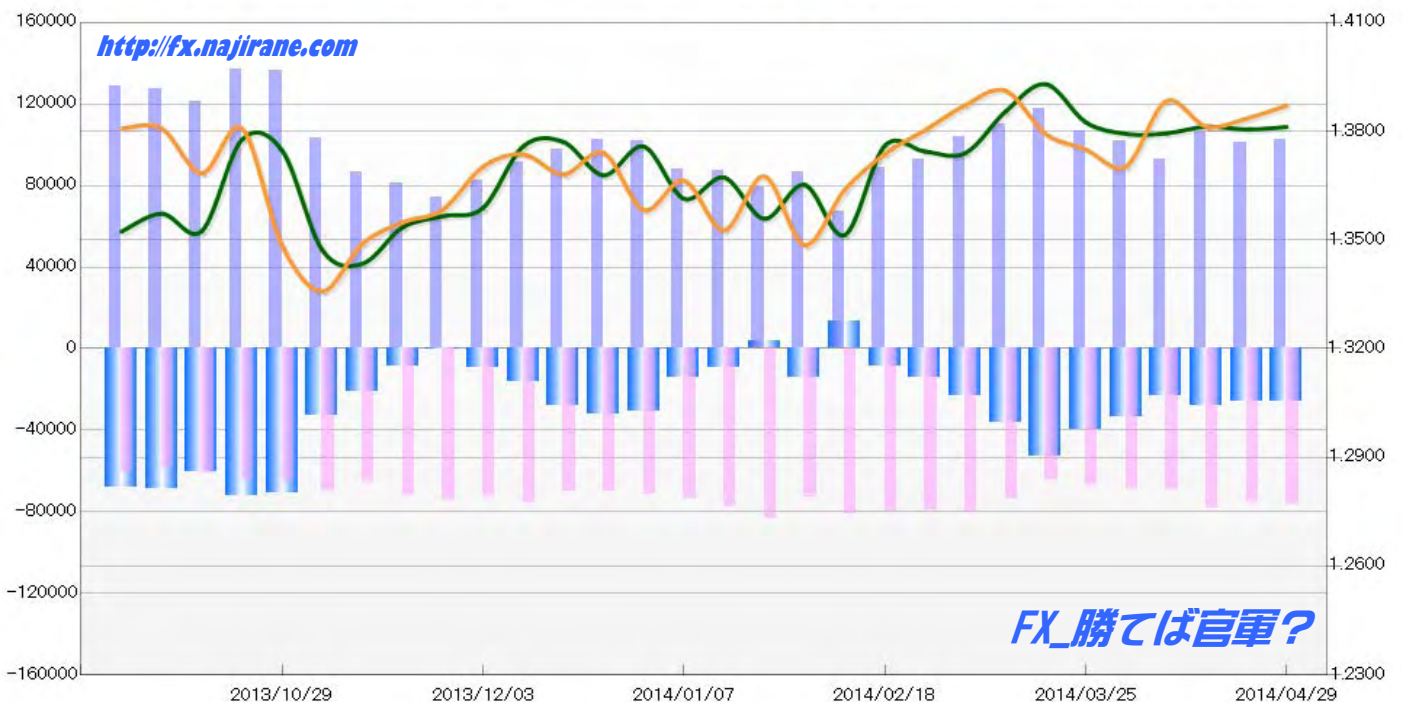
**EURO FX - CHICAGO MERCANTILE EXCHANGE**  
**2013/11/05 ~ 2014/04/29**

Code-099741  
 2014/05/02 NYクロース時公表値

Report_Date	Non Commercial Positions								火曜日 引け値	金曜日 引け値				
	Long	増減		Short	増減		売り越し	増減						
2014/04/29	102285	1081	1.1%	76551	1121	1.5%	-25734	-40	-0.2%	178836	2202	1.2%	1.3812	1.3871
2014/04/22	101204	-5048	-4.8%	75430	-3134	-4.0%	-25774	-1914	-6.9%	176634	-8182	-4.4%	1.3805	1.3835
2014/04/15	106252	13617	14.7%	78564	9229	13.3%	-27688	4388	18.8%	184816	22846	14.1%	1.3813	1.3813
2014/04/08	92635	-9214	-9.0%	69335	724	1.1%	-23300	-9938	-29.9%	161970	-8490	-5.0%	1.3794	1.3883
2014/04/01	101849	-5065	-4.7%	68611	1331	2.0%	-33238	-6396	-16.1%	170460	-3734	-2.1%	1.3793	1.3703
2014/03/25	106914	-10905	-9.3%	67280	2452	3.8%	-39634	-13357	-25.2%	174194	-8453	-4.6%	1.3825	1.3750
2014/03/18	117819	7716	7.0%	64828	-8890	-12.1%	-52991	16606	45.6%	182647	-1174	-0.6%	1.3930	1.3793
2014/03/11	110103	6235	6.0%	73718	-6698	-8.3%	-36385	12933	55.1%	183821	-463	-0.3%	1.3854	1.3912
2014/03/04	103868	10865	11.7%	80416	1313	1.7%	-23452	9552	68.7%	184284	12178	7.1%	1.3740	1.3872
2014/02/25	93003	4369	4.9%	79103	-932	-1.2%	-13900	5301	61.6%	172106	3437	2.0%	1.3744	1.3803
2014/02/18	88634	13586	18.1%	80035	-1942	-2.4%	-8599	-15528	-224.1%	168669	11644	7.4%	1.3760	1.3737
2014/02/11	75048	7434	11.0%	81977	753	0.9%	6929	-6681	-49.1%	157025	8187	5.5%	1.3637	1.3698
2014/02/04	67614	-19349	-22.2%	81224	8608	11.9%	13610	-27957	-194.9%	148838	-10741	-6.7%	1.3514	1.3638
2014/01/28	86963	7642	9.6%	72616	-10477	-12.6%	-14347	-18119	-480.4%	159579	-2835	-1.7%	1.3652	1.3486
2014/01/21	79321	-7738	-8.9%	83093	5280	6.8%	3772	-13018	-140.8%	162414	-2458	-1.5%	1.3559	1.3676
2014/01/14	87059	-1060	-1.2%	77813	4192	5.7%	-9246	-5252	-36.2%	164872	3132	1.9%	1.3672	1.3527
2014/01/07	88119	-13797	-13.5%	73621	2294	3.2%	-14498	-16091	-52.6%	161740	-11503	-6.6%	1.3614	1.3664
2013/12/31	101916	-546	-0.5%	71327	1037	1.5%	-30589	-1583	-4.9%	173243	491	0.3%	1.3758	1.3582
2013/12/24	102462	4682	4.8%	70290	433	0.6%	-32172	4249	15.2%	172752	5115	3.1%	1.3679	1.3740
2013/12/17	97780	6111	6.7%	69857	-5882	-7.8%	-27923	11993	75.3%	167637	229	0.1%	1.3771	1.3681
2013/12/10	91669	9439	11.5%	75739	2821	3.9%	-15930	6618	71.1%	167408	12260	7.9%	1.3759	1.3737
2013/12/03	82230	8112	10.9%	72918	-1631	-2.2%	-9312	-9743	-2260.6%	155148	6481	4.4%	1.3589	1.3702
2013/11/26	74118	-6952	-8.6%	74549	2390	3.3%	431	-9342	-104.8%	148667	-4562	-3.0%	1.3566	1.3584
2013/11/19	81070	-5311	-6.1%	72159	7181	11.1%	-8911	-12492	-58.4%	153229	1870	1.2%	1.3535	1.3549
2013/11/12	86381	-16952	-16.4%	64978	-5212	-7.4%	-21403	-11740	-35.4%	151359	-22164	-12.8%	1.3435	1.3490
2013/11/05	103333			70190			-33143			173523			1.3472	1.3359


**EURO FX - CHICAGO MERCANTILE EXCHANGE**  
**FUTURES ONLY POSITIONS**

— 金曜締め週終値 — 火曜締め週終値 — Short枚数 — Long枚数 — 売り越し枚数(マイナスの場合は買越しと読替え)



	2014/04/01			2014/04/08			2014/04/15			2014/04/22			2014/04/29		
	Long	Short	売り越し	Long	Short	売り越し	Long	Short	売り越し	Long	Short	売り越し	Long	Short	売り越し
JPY	22162	110800	88638	13340	100802	87462	14351	83067	68716	16564	83807	67243	13846	84198	70352
	前週比 枚数増減 (枚)			-8822	-9998	-1176	1011	-17735	-18746	2213	740	-1473	-2718	391	3109
	前週比 枚数増減 (%)			-39.81%	-9.02%	-1.33%	7.58%	-17.59%	-21.43%	15.42%	0.89%	-2.14%	-16.41%	0.47%	4.62%
EUR	101849	68611	-33238	92635	69335	-23300	106252	78564	-27688	101204	75430	-25774	102285	76551	-25734
	前週比 枚数増減 (枚)			-9214	724	9938	13617	9229	-4388	-5048	-3134	1914	1081	1121	40
	前週比 枚数増減 (%)			-9.05%	1.06%	-29.90%	14.70%	13.31%	18.83%	-4.75%	-3.99%	-6.91%	1.07%	1.49%	-0.16%
GBP	75969	42397	-33572	91642	45165	-46477	87472	36874	-50598	89692	41892	-47800	85913	41679	-44234
	前週比 枚数増減 (枚)			15673	2768	-12905	-4170	-8291	-4121	2220	5018	2798	-3779	-213	3566
	前週比 枚数増減 (%)			20.63%	6.53%	38.44%	-4.55%	-18.36%	8.87%	2.54%	13.61%	-5.53%	-4.21%	-0.51%	-7.46%
AUD	35398	40278	4880	37630	34320	-3310	40463	32366	-8097	49540	33170	-16370	50019	39313	-10706
	前週比 枚数増減 (枚)			2232	-5958	-8190	2833	-1954	-4787	9077	804	-8273	479	6143	5664
	前週比 枚数増減 (%)			6.31%	-14.79%	-167.83%	7.53%	-5.69%	144.62%	22.43%	2.48%	102.17%	0.97%	18.52%	-34.60%
CAD	27549	64543	36994	28704	63011	34307	28288	63714	35426	27529	62984	35455	30093	60388	30295
	前週比 枚数増減 (枚)			1155	-1532	-2687	-416	703	1119	-759	-730	29	2564	-2596	-5160
	前週比 枚数増減 (%)			4.19%	-2.37%	-7.26%	-1.45%	1.12%	3.26%	-2.68%	-1.15%	0.08%	9.31%	-4.12%	-14.55%
CHF	24800	10569	-14231	19275	7940	-11335	23905	9839	-14066	21732	7709	-14023	21960	8257	-13703
	前週比 枚数増減 (枚)			-5525	-2629	2896	4630	1899	-2731	-2173	-2130	43	228	548	320
	前週比 枚数増減 (%)			-22.28%	-24.87%	-20.35%	24.02%	23.92%	24.09%	-9.09%	-21.65%	-0.31%	1.05%	7.11%	-2.28%
NZD	25765	7285	-18480	26521	6755	-19766	26671	6824	-19847	26056	5881	-20175	22979	4499	-18480
	前週比 枚数増減 (枚)			756	-530	-1286	150	69	-81	-615	-943	-328	-3077	-1382	1695
	前週比 枚数増減 (%)			2.93%	-7.28%	6.96%	0.57%	1.02%	0.41%	-2.31%	-13.82%	1.65%	-11.81%	-23.50%	-8.40%
MXN	49893	28109	-21784	70371	13870	-56501	71038	16801	-54237	68329	14818	-53511	68073	18455	-49618
	前週比 枚数増減 (枚)			20478	-14239	-34717	667	2931	2264	-2709	-1983	726	-256	3637	3893
	前週比 枚数増減 (%)			41.04%	-50.66%	159.37%	0.95%	21.13%	-4.01%	-3.81%	-11.80%	-1.34%	-0.37%	24.54%	-7.28%
Total All 8	363385	372592	9207	380118	341198	-38920	398440	328049	-70391	400646	325691	-74955	395168	333340	-61828
	前週比 枚数増減 (枚)			16733	-31394	-48127	18322	-13149	-31471	2206	-2358	-4564	-5478	7649	13127
	前週比 枚数増減 (%)			4.60%	-8.43%	-522.72%	4.82%	-3.85%	80.86%	0.55%	-0.72%	6.48%	-1.37%	2.35%	-17.51%
Total 7 (MXN除く)	313492	344483	30991	309747	327328	17581	327402	311248	-16154	332317	310873	-21444	327095	314885	-12210
	前週比 枚数増減 (枚)			-3745	-17155	-13410	17655	-16080	-33735	4915	-375	-5290	-5222	4012	9234
	前週比 枚数増減 (%)			-1.2%	-5.0%	-43.3%	5.7%	-4.9%	-191.9%	1.5%	-0.1%	32.7%	-1.6%	1.3%	-43.1%

### 直近5週 CFTC IMM主要7通貨の構成



<http://fx.najirane.com>

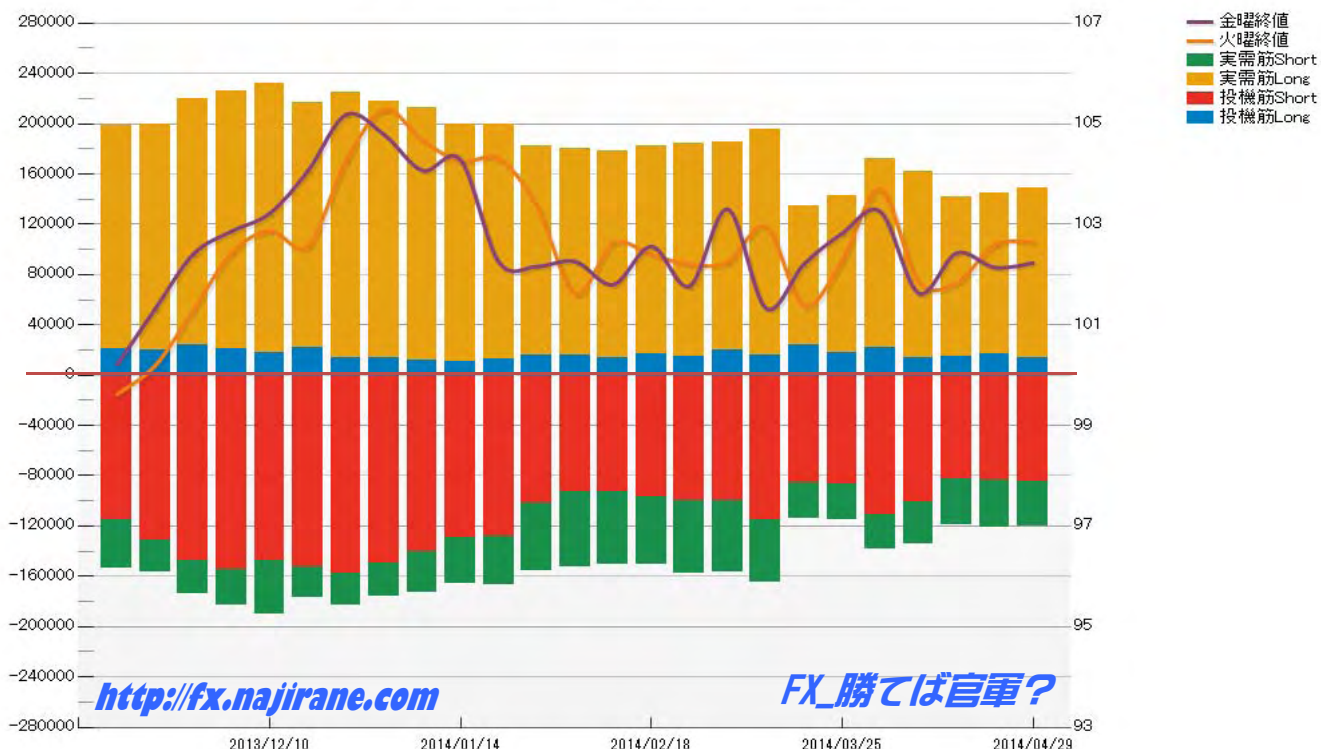
FX\_勝てば官軍?

JAPANESE YEN - CHICAGO MERCANTILE EXCHANGE  
FUTURES ONLY POSITIONS

Code-097741  
2014/05/02 公表値

Date	投機筋集計				実需筋集計				投機筋+実需筋合計				ドル円終値	
	円買い	円売り	売り越し	売買計	円買い	円売り	売り越し	売買計	円買い	円売り	売り越し	売買計	火曜締め	金曜締め
2014/04/29	13846	84198	70352	98044	134782	36404	-98378	171186	148628	120602	-28026	269230	102.65	102.23
2014/04/22	16564	83807	67243	100371	128226	36851	-91375	165077	144790	120658	-24132	265448	102.59	102.14
2014/04/15	14351	83067	68716	97418	126913	36170	-90743	163083	141264	119237	-22027	260501	101.84	102.43
2014/04/08	13340	100802	87462	114142	148721	33848	-114873	182569	162061	134650	-27411	296711	101.86	101.63
2014/04/01	22162	110800	88638	132962	150350	27300	-123050	177650	172512	138100	-34412	310612	103.69	103.25
2014/03/25	17600	86487	68887	104087	125024	28119	-96905	153143	142624	114606	-28018	257230	102.29	102.82
2014/03/18	24144	85243	61099	109387	110724	29093	-81631	139817	134868	114336	-20532	249204	101.38	102.21
2014/03/11	15726	115082	99356	130808	179595	49844	-129751	229439	195321	164926	-30395	360247	102.95	101.33
2014/03/04	20407	100116	79709	120523	164751	56091	-108660	220842	185158	156207	-28951	341365	102.25	103.30
2014/02/25	14727	99817	85090	114544	169868	58021	-111847	227889	184595	157838	-26757	342433	102.20	101.77
2014/02/18	16736	96520	79784	113256	165294	54209	-111085	219503	182030	150729	-31301	332759	102.40	102.56
2014/02/11	13686	92472	78786	106158	164935	57951	-106984	222886	178621	150423	-28198	329044	102.62	101.80
2014/02/04	15896	92725	76829	108621	164538	59479	-105059	224017	180434	152204	-28230	332638	101.62	102.26
2014/01/28	15977	102169	86192	118146	166773	53084	-113689	219857	182750	155253	-27497	338003	103.36	102.16
2014/01/21	13128	128089	114961	141217	186273	38501	-147772	224774	199401	166590	-32811	365991	104.30	102.25
2014/01/14	10754	128820	118066	139574	188796	36492	-152304	225288	199550	165312	-34238	364862	104.25	104.28
2014/01/07	11340	140208	128868	151548	201400	32272	-169128	233672	212740	172480	-40260	385220	104.67	104.07
2013/12/31	14274	149502	135228	163776	203112	26914	-176198	230026	217386	176416	-40970	393802	105.28	104.78
2013/12/24	14261	158083	143822	172344	210400	25214	-185186	235614	224661	183297	-41364	407958	104.26	105.18
2013/12/17	22225	152448	130223	174673	194899	24816	-170083	219715	217124	177264	-39860	394388	102.57	104.06
2013/12/10	18085	147796	129711	165881	213744	42767	-170977	256511	231829	190563	-41266	422392	102.87	103.22
2013/12/03	21290	154673	133383	175963	205013	28324	-176689	233337	226303	182997	-43306	409300	102.43	102.86
2013/11/26	23999	147201	123202	171200	195667	27088	-168579	222755	219666	174289	-45377	393955	101.30	102.41
2013/11/19	19424	131640	112216	151064	180482	25160	-155322	205642	199906	156800	-43106	356706	100.19	101.32
2013/11/12	20894	114662	93768	135556	177348	39451	-137897	216799	198242	154113	-44129	352355	99.62	100.21
2013/11/05	18734	92526	73792	111260	135153	26248	-108905	161401	153887	118774	-35113	272661	98.53	99.15

JAPANESE YEN - CHICAGO MERCANTILE EXCHANGE  
FUTURES ONLY POSITIONS Code-097741



EURO FX - CHICAGO MERCANTILE EXCHANGE  
FUTURES ONLY POSITIONS

Code-099741  
2014/05/02 公表値

Date	投機筋集計				実需筋集計				投機筋+実需筋合計				ユーロドル終値	
	EUR買い	EUR売り	売り越し	売買計	EUR買い	EUR売り	売り越し	売買計	EUR買い	EUR売り	売り越し	売買計	火曜締め	金曜締め
2014/04/29	102285	76551	-25734	178836	118635	124082	5447	242717	220920	200633	-20287	421553	1.3812	1.3871
2014/04/22	101204	75430	-25774	176634	116984	123395	6411	240379	218188	198825	-19363	417013	1.3805	1.3835
2014/04/15	106252	78564	-27688	184816	116428	125819	9391	242247	222680	204383	-18297	427063	1.3813	1.3813
2014/04/08	92635	69335	-23300	161970	120001	125354	5353	245355	212636	194689	-17947	407325	1.3794	1.3883
2014/04/01	101849	68611	-33238	170460	111333	125794	14461	237127	213182	194405	-18777	407587	1.3793	1.3703
2014/03/25	106914	67280	-39634	174194	103755	126788	23033	230543	210669	194068	-16601	404737	1.3825	1.3750
2014/03/18	117819	64828	-52991	182647	91888	130331	38443	222219	209707	195159	-14548	404866	1.3930	1.3793
2014/03/11	110103	73718	-36385	183821	148565	170697	22132	319262	258668	244415	-14253	503083	1.3854	1.3912
2014/03/04	103868	80416	-23452	184284	144494	155241	10747	299735	248362	235657	-12705	484019	1.3740	1.3872
2014/02/25	93003	79103	-13900	172106	149693	149405	-288	299098	242696	228508	-14188	471204	1.3744	1.3803
2014/02/18	88634	80035	-8599	168669	149375	142788	-6587	292163	238009	222823	-15186	460832	1.3760	1.3737
2014/02/11	75048	81977	6929	157025	157239	131888	-25351	289127	232287	213865	-18422	446152	1.3637	1.3698
2014/02/04	67614	81224	13610	148838	160736	119781	-40955	280517	228350	201005	-27345	429355	1.3514	1.3638
2014/01/28	86963	72616	-14347	159579	126816	118340	-8476	245156	213779	190956	-22823	404735	1.3652	1.3486
2014/01/21	79321	83093	3772	162414	131073	96012	-35061	227085	210394	179105	-31289	389499	1.3559	1.3676
2014/01/14	87059	77813	-9246	164872	107883	98891	-8992	206774	194942	176704	-18238	371646	1.3672	1.3527
2014/01/07	88119	73621	-14498	161740	105422	99143	-6279	204565	193541	172764	-20777	366305	1.3614	1.3664
2013/12/31	101916	71327	-30589	173243	88251	108680	20429	196931	190167	180007	-10160	370174	1.3758	1.3582
2013/12/24	102462	70290	-32172	172752	87272	106981	19709	194253	189734	177271	-12463	367005	1.3679	1.3740
2013/12/17	97780	69857	-27923	167637	83222	97675	14453	180897	181002	167532	-13470	348534	1.3771	1.3681
2013/12/10	91669	75739	-15930	167408	152652	149951	-2701	302603	244321	225690	-18631	470011	1.3759	1.3737
2013/12/03	82230	72918	-9312	155148	120205	109636	-10569	229841	202435	182554	-19881	384989	1.3589	1.3702
2013/11/26	74118	74549	431	148667	120631	99633	-20998	220264	194749	174182	-20567	368931	1.3566	1.3584
2013/11/19	81070	72159	-8911	153229	105889	95999	-9890	201888	186959	168158	-18801	355117	1.3535	1.3549
2013/11/12	86381	64978	-21403	151359	123297	122155	-1142	245452	209678	187133	-22545	396811	1.3435	1.3490
2013/11/05	103333	70190	-33143	173523	93269	124922	31653	218191	196602	195112	-1490	391714	1.3472	1.3359

EURO FX - CHICAGO MERCANTILE EXCHANGE  
FUTURES ONLY POSITIONS Code-099741

