

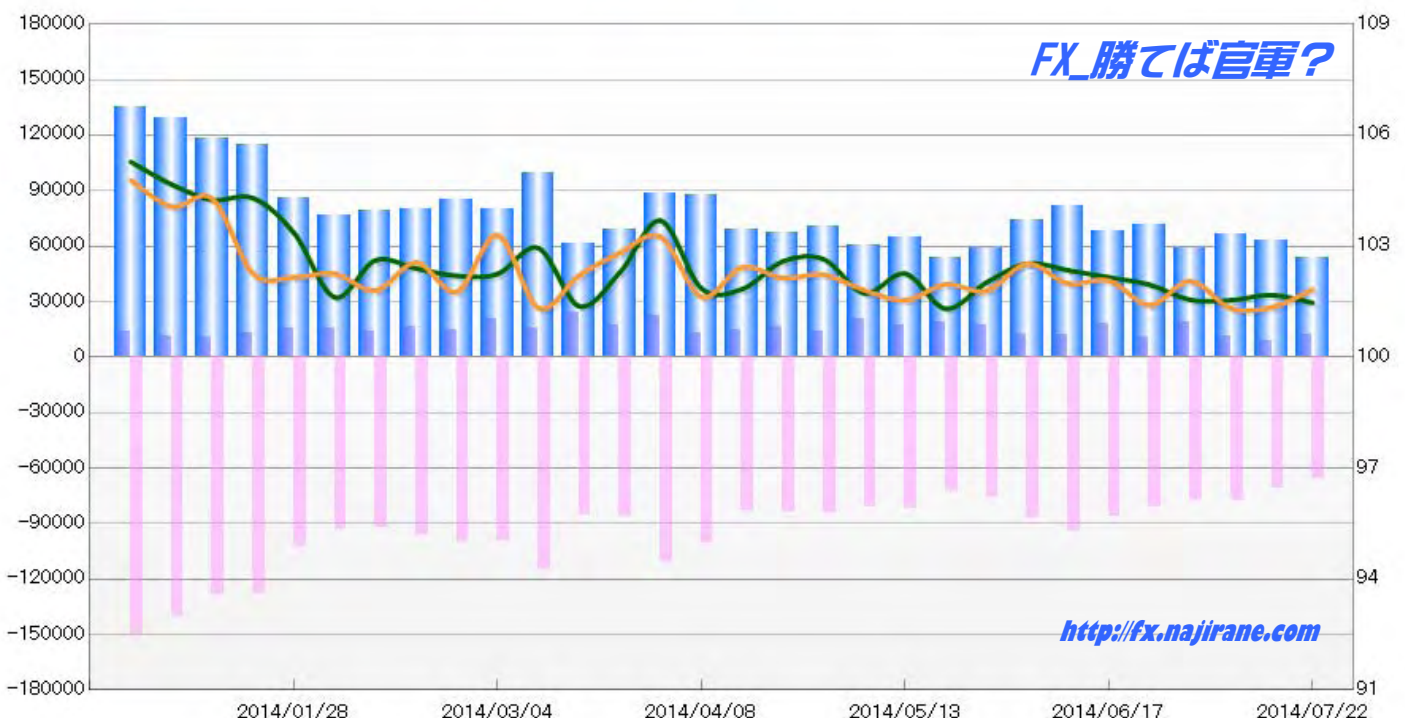
JAPANESE YEN - CHICAGO MERCANTILE EXCHANGE
2014/01/28 ~ 2014/07/22

Code-097741
2014/07/25 NYクローズ時公表値

Report_Date	Non Commercial Positions												火曜日 引け値	金曜日 引け値
	Long	増減	増減(%)	Short	増減	増減(%)	売り越し	増減	増減(%)	売買計	増減	増減(%)		
2014/07/22	11979	3594	42.9%	65895	-5438	-7.6%	53916	-9032	-14.3%	77874	-1844	-2.3%	101.47	101.83
2014/07/15	8385	-2789	-25.0%	71333	-6216	-8.0%	62948	-3427	-5.2%	79718	-9005	-10.1%	101.68	101.35
2014/07/08	11174	-7565	-40.4%	77549	124	0.2%	66375	7689	13.1%	88723	-7441	-7.7%	101.54	101.32
2014/07/01	18739	8414	81.5%	77425	-4123	-5.1%	58686	-12537	-17.6%	96164	4291	4.7%	101.55	102.06
2014/06/24	10325	-7507	-42.1%	81548	-4322	-5.0%	71223	3185	4.7%	91873	-11829	-11.4%	101.96	101.41
2014/06/17	17832	5939	49.9%	85870	-8185	-8.7%	68038	-14124	-17.2%	103702	-2246	-2.1%	102.16	102.07
2014/06/10	11893	-685	-5.4%	94055	7259	8.4%	82162	7944	10.7%	105948	6574	6.6%	102.35	101.99
2014/06/03	12578	-4421	-26.0%	86796	10761	14.2%	74218	15182	25.7%	99374	6340	6.8%	102.53	102.53
2014/05/27	16999	-1682	-9.0%	76035	3567	4.9%	59036	5249	9.8%	93034	1885	2.1%	102.02	101.79
2014/05/20	18681	1210	6.9%	72468	-9710	-11.8%	53787	-10920	-16.9%	91149	-8500	-8.5%	101.31	101.97
2014/05/13	17471	-2910	-14.3%	82178	1069	1.3%	64707	3979	6.6%	99649	-1841	-1.8%	102.26	101.54
2014/05/06	20381	6535	47.2%	81109	-3089	-3.7%	60728	-9624	-13.7%	101490	3446	3.5%	101.73	101.81
2014/04/29	13846	-2718	-16.4%	84198	391	0.5%	70352	3109	4.6%	98044	-2327	-2.3%	102.65	102.23
2014/04/22	16564	2213	15.4%	83807	740	0.9%	67243	-1473	-2.1%	100371	2953	3.0%	102.59	102.14
2014/04/15	14351	1011	7.6%	83067	-17735	-17.6%	68716	-18746	-21.4%	97418	-16724	-14.7%	101.84	102.43
2014/04/08	13340	-8822	-39.8%	100802	-9998	-9.0%	87462	-1176	-1.3%	114142	-18820	-14.2%	101.86	101.63
2014/04/01	22162	4562	25.9%	110800	24313	28.1%	88638	19751	28.7%	132962	28875	27.7%	103.69	103.25
2014/03/25	17600	-6544	-27.1%	86487	1244	1.5%	68887	7788	12.7%	104087	-5300	-4.8%	102.29	102.82
2014/03/18	24144	8418	53.5%	85243	-29839	-25.9%	61099	-38257	-38.5%	109387	-21421	-16.4%	101.38	102.21
2014/03/11	15726	-4681	-22.9%	115082	14966	14.9%	99356	19647	24.6%	130808	10285	8.5%	102.95	101.33
2014/03/04	20407	5680	38.6%	100116	299	0.3%	79709	-5381	-6.3%	120523	5979	5.2%	102.25	103.30
2014/02/25	14727	-2009	-12.0%	99817	3297	3.4%	85090	5306	6.7%	114544	1288	1.1%	102.20	101.77
2014/02/18	16736	3050	22.3%	96520	4048	4.4%	79784	998	1.3%	113256	7098	6.7%	102.40	102.56
2014/02/11	13686	-2210	-13.9%	92472	-253	-0.3%	78786	1957	2.5%	106158	-2463	-2.3%	102.62	101.80
2014/02/04	15896	-81	-0.5%	92725	-9444	-9.2%	76829	-9363	-10.9%	108621	-9525	-8.1%	101.62	102.26
2014/01/28	15977			102169			86192			118146			103.36	102.16

JAPANESE YEN - CHICAGO MERCANTILE EXCHANGE
FUTURES ONLY POSITIONS

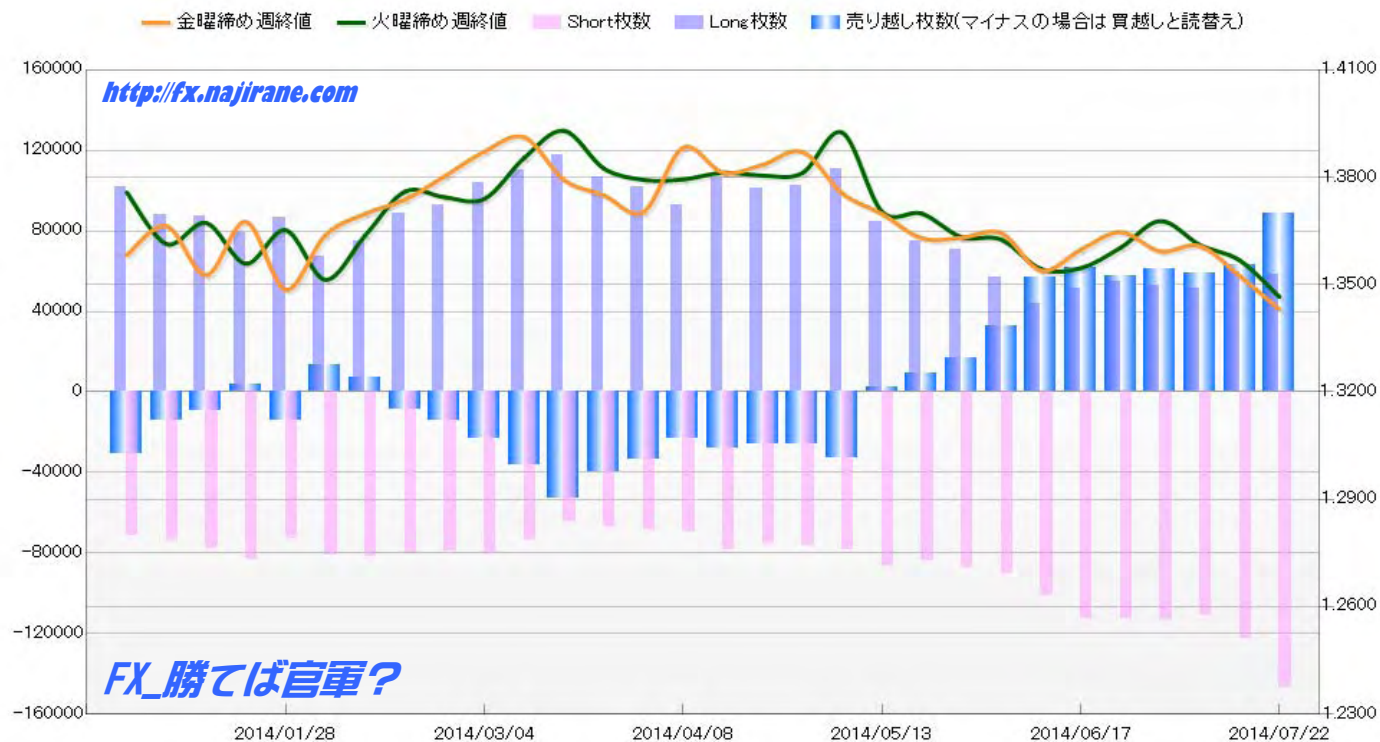
— 金曜終値 — 火曜終値 — Short枚数 — Long枚数 — 売り越し枚数(マイナスの場合は買越しと読替え)



EURO FX - CHICAGO MERCANTILE EXCHANGE Code-099741
2014/01/28 ~ 2014/07/22 2014/07/25 NYクローズ時公表値


Report_Date	Non Commercial Positions											火曜日 引け値	金曜日 引け値	
	Long	増減		Short	増減		売り越し	増減		売買計	増減			
2014/07/22	58142	-1364	-2.3%	146965	24613	20.1%	88823	25977	41.3%	205107	23249	12.8%	1.3466	1.3431
2014/07/15	59506	7911	15.3%	122352	11492	10.4%	62846	3581	6.0%	181858	19403	11.9%	1.3568	1.3524
2014/07/08	51595	-1070	-2.0%	110860	-2581	-2.3%	59265	-1511	-2.5%	162455	-3651	-2.2%	1.3611	1.3608
2014/07/01	52665	-2397	-4.4%	113441	876	0.8%	60776	3273	5.7%	166106	-1521	-0.9%	1.3678	1.3593
2014/06/24	55062	3657	7.1%	112565	-675	-0.6%	57503	-4332	-7.0%	167627	2982	1.8%	1.3603	1.3647
2014/06/17	51405	7666	17.5%	113240	12316	12.2%	61835	4650	8.1%	164645	19982	13.8%	1.3546	1.3597
2014/06/10	43739	-13370	-23.4%	100924	10790	12.0%	57185	24160	73.2%	144663	-2580	-1.8%	1.3544	1.3539
2014/06/03	57109	-13644	-19.3%	90134	2748	3.1%	33025	16392	98.6%	147243	-10896	-6.9%	1.3626	1.3644
2014/05/27	70753	-4260	-5.7%	87386	3153	3.7%	16633	7413	80.4%	158139	-1107	-0.7%	1.3633	1.3631
2014/05/20	75013	-9370	-11.1%	84233	-2325	-2.7%	9220	7045	323.9%	159246	-11695	-6.8%	1.3699	1.3630
2014/05/13	84383	-26290	-23.8%	86558	8436	10.8%	2175	-34726	-106.7%	170941	-17854	-9.5%	1.3704	1.3698
2014/05/06	110673	8388	8.2%	78122	1571	2.1%	-32551	6817	26.5%	188795	9959	5.6%	1.3925	1.3755
2014/04/29	102285	1081	1.1%	76551	1121	1.5%	-25734	-40	-0.2%	178836	2202	1.2%	1.3812	1.3871
2014/04/22	101204	-5048	-4.8%	75430	-3134	-4.0%	-25774	-1914	-6.9%	176634	-8182	-4.4%	1.3805	1.3835
2014/04/15	106252	13617	14.7%	78564	9229	13.3%	-27688	4388	18.8%	184816	22846	14.1%	1.3813	1.3813
2014/04/08	92635	-9214	-9.0%	69335	724	1.1%	-23300	-9938	-29.9%	161970	-8490	-5.0%	1.3794	1.3883
2014/04/01	101849	-5065	-4.7%	68611	1331	2.0%	-33238	-6396	-16.1%	170460	-3734	-2.1%	1.3793	1.3703
2014/03/25	106914	-10905	-9.3%	67280	2452	3.8%	-39634	-13357	-25.2%	174194	-8453	-4.6%	1.3825	1.3750
2014/03/18	117819	7716	7.0%	64828	-8890	-12.1%	-52991	16606	45.6%	182647	-1174	-0.6%	1.3930	1.3793
2014/03/11	110103	6235	6.0%	73718	-6698	-8.3%	-36385	12933	55.1%	183821	-463	-0.3%	1.3854	1.3912
2014/03/04	103868	10865	11.7%	80416	1313	1.7%	-23452	9552	68.7%	184284	12178	7.1%	1.3740	1.3872
2014/02/25	93003	4369	4.9%	79103	-932	-1.2%	-13900	5301	61.6%	172106	3437	2.0%	1.3744	1.3803
2014/02/18	88634	13586	18.1%	80035	-1942	-2.4%	-8599	-15528	-224.1%	168669	11644	7.4%	1.3760	1.3737
2014/02/11	75048	7434	11.0%	81977	753	0.9%	6929	-6681	-49.1%	157025	8187	5.5%	1.3637	1.3698
2014/02/04	67614	-19349	-22.2%	81224	8608	11.9%	13610	-27957	-194.9%	148838	-10741	-6.7%	1.3514	1.3638
2014/01/28	86963			72616			-14347			159579			1.3652	1.3486

**EURO FX - CHICAGO MERCANTILE EXCHANGE
FUTURES ONLY POSITIONS**



	2014/06/24			2014/07/01			2014/07/08			2014/07/15			2014/07/22		
	Long	Short	売り越し	Long	Short	売り越し	Long	Short	売り越し	Long	Short	売り越し	Long	Short	売り越し
JPY	10325	81548	71223	18739	77425	58686	11174	77549	66375	8385	71333	62948	11979	65895	53916
	前週比 枚数増減 (枚)			8414	-4123	-12537	-7565	124	7689	-2789	-6216	-3427	3594	-5438	-9032
	前週比 枚数増減 (%)			81.49%	-5.06%	-17.60%	-40.37%	0.16%	13.10%	-24.96%	-8.02%	-5.16%	42.86%	-7.62%	-14.35%
EUR	55062	112565	57503	52665	113441	60776	51595	110860	59265	59506	122352	62846	58142	146965	88823
	前週比 枚数増減 (枚)			-2397	876	3273	-1070	-2581	-1511	7911	11492	3581	-1364	24613	25977
	前週比 枚数増減 (%)			-4.35%	0.78%	5.69%	-2.03%	-2.28%	-2.49%	15.33%	10.37%	6.04%	-2.29%	20.12%	41.33%
GBP	98098	48347	-49751	99929	43517	-56412	86614	44975	-41639	85983	47213	-38770	71792	44295	-27497
	前週比 枚数増減 (枚)			1831	-4830	-6661	-13315	1458	14773	-631	2238	2869	-14191	-2918	11273
	前週比 枚数増減 (%)			1.87%	-9.99%	13.39%	-13.32%	3.35%	-26.19%	-0.73%	4.98%	-6.89%	-16.50%	-6.18%	-29.08%
AUD	65612	32149	-33463	76598	37719	-38879	66705	30102	-36603	70881	31138	-39743	72170	33377	-38793
	前週比 枚数増減 (枚)			10986	5570	-5416	-9893	-7617	2276	4176	1036	-3140	1289	2239	950
	前週比 枚数増減 (%)			16.74%	17.33%	16.19%	-12.92%	-20.19%	-5.85%	6.26%	3.44%	8.58%	1.82%	7.19%	-2.39%
CAD	40595	45915	5320	44755	42060	-2695	58245	47950	-10295	60353	44732	-15621	62078	41497	-20581
	前週比 枚数増減 (枚)			4160	-3855	-8015	13490	5890	-7600	2108	-3218	-5326	1725	-3235	-4960
	前週比 枚数増減 (%)			10.25%	-8.40%	-150.66%	30.14%	14.00%	282.00%	3.62%	-6.71%	51.73%	2.86%	-7.23%	31.75%
CHF	9069	14441	5372	9731	16991	7260	9136	15949	6813	8799	15061	6262	9642	17022	7380
	前週比 枚数増減 (枚)			662	2550	1888	-595	-1042	-447	-337	-888	-551	843	1961	1118
	前週比 枚数増減 (%)			7.30%	17.66%	35.15%	-6.11%	-6.13%	-6.16%	-3.69%	-5.57%	-8.09%	9.58%	13.02%	17.85%
NZD	24855	18703	-6152	26563	17578	-8985	26750	12334	-14416	26570	11117	-15453	26028	10896	-15132
	前週比 枚数増減 (枚)			1708	-1125	-2833	187	-5244	-5431	-180	-1217	-1037	-542	-221	321
	前週比 枚数増減 (%)			6.87%	-6.02%	46.05%	0.70%	-29.83%	60.45%	-0.67%	-9.87%	7.19%	-2.04%	-1.99%	-2.08%
MXN	84943	15974	-68969	85387	15825	-69562	82777	13966	-68811	86707	17070	-69637	98823	19689	-79134
	前週比 枚数増減 (枚)			444	-149	-593	-2610	-1859	751	3930	3104	-826	12116	2619	-9497
	前週比 枚数増減 (%)			0.52%	-0.93%	0.86%	-3.06%	-11.75%	-1.08%	4.75%	22.23%	1.20%	13.97%	15.34%	13.64%
Total All 8	388559	369642	-18917	414367	364556	-49811	392996	353685	-39311	407184	360016	-47168	410654	379636	-31018
	前週比 枚数増減 (枚)			25808	-5086	-30894	-21371	-10871	10500	14188	6331	-7857	3470	19620	16150
	前週比 枚数増減 (%)			6.64%	-1.38%	163.31%	-5.16%	-2.98%	-21.08%	3.61%	1.79%	19.99%	0.85%	5.45%	-34.24%
Total 7 (MXN除く)	303616	353668	50052	328980	348731	19751	310219	339719	29500	320477	342946	22469	311831	359947	48116
	前週比 枚数増減 (枚)			25364	-4937	-30301	-18761	-9012	9749	10258	3227	-7031	-8646	17001	25647
	前週比 枚数増減 (%)			8.4%	-1.4%	-60.5%	-5.7%	-2.6%	49.4%	3.3%	0.9%	-23.8%	-2.7%	5.0%	114.1%

直近5週 CFTC IMM主要7通貨の構成

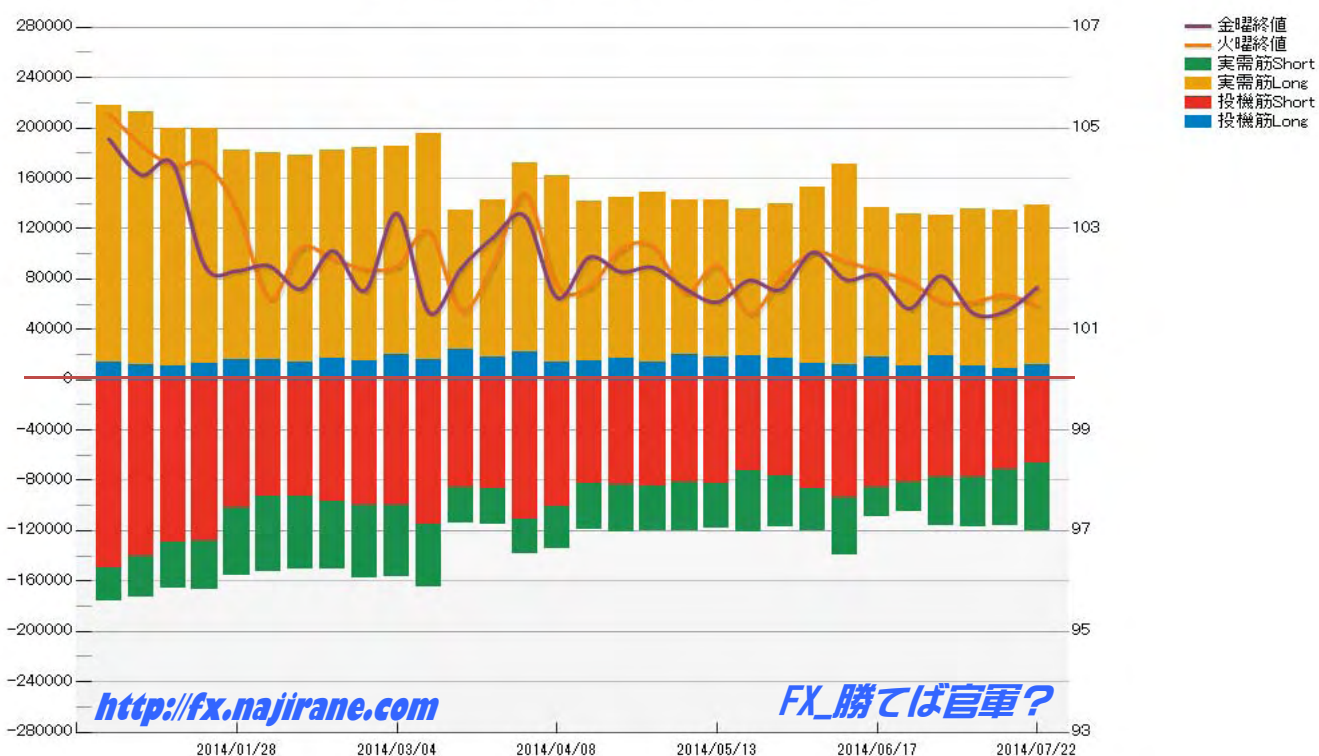


**JAPANESE YEN - CHICAGO MERCANTILE EXCHANGE
FUTURES ONLY POSITIONS**

**Code-097741
2014/07/25 公表値**

Date	投機筋集計				実需筋集計				投機筋+実需筋合計				ドル円終値	
	円買い	円売り	売り越し	売買計	円買い	円売り	売り越し	売買計	円買い	円売り	売り越し	売買計	火曜締め	金曜締め
2014/07/22	11979	65895	53916	77874	126976	53840	-73136	180816	138955	119735	-19220	258690	101.47	101.83
2014/07/15	8385	71333	62948	79718	126301	44365	-81936	170666	134686	115698	-18988	250384	101.68	101.35
2014/07/08	11174	77549	66375	88723	123987	39057	-84930	163044	135161	116606	-18555	251767	101.54	101.32
2014/07/01	18739	77425	58686	96164	111566	38203	-73363	149769	130305	115628	-14677	245933	101.55	102.06
2014/06/24	10325	81548	71223	91873	120767	23589	-97178	144356	131092	105137	-25955	236229	101.96	101.41
2014/06/17	17832	85870	68038	103702	118464	22791	-95673	141255	136296	108661	-27635	244957	102.16	102.07
2014/06/10	11893	94055	82162	105948	159506	45432	-114074	204938	171399	139487	-31912	310886	102.35	101.99
2014/06/03	12578	86796	74218	99374	140423	32870	-107553	173293	153001	119666	-33335	272667	102.53	102.53
2014/05/27	16999	76035	59036	93034	122450	41476	-80974	163926	139449	117511	-21938	256960	102.02	101.79
2014/05/20	18681	72468	53787	91149	117310	48851	-68459	166161	135991	121319	-14672	257310	101.31	101.97
2014/05/13	17471	82178	64707	99649	125523	35537	-89986	161060	142994	117715	-25279	260709	102.26	101.54
2014/05/06	20381	81109	60728	101490	121860	38948	-82912	160808	142241	120057	-22184	262298	101.73	101.81
2014/04/29	13846	84198	70352	98044	134782	36404	-98378	171186	148628	120602	-28026	269230	102.65	102.23
2014/04/22	16564	83807	67243	100371	128226	36851	-91375	165077	144790	120658	-24132	265448	102.59	102.14
2014/04/15	14351	83067	68716	97418	126913	36170	-90743	163083	141264	119237	-22027	260501	101.84	102.43
2014/04/08	13340	100802	87462	114142	148721	33848	-114873	182569	162061	134650	-27411	296711	101.86	101.63
2014/04/01	22162	110800	88638	132962	150350	27300	-123050	177650	172512	138100	-34412	310612	103.69	103.25
2014/03/25	17600	86487	68887	104087	125024	28119	-96905	153143	142624	114606	-28018	257230	102.29	102.82
2014/03/18	24144	85243	61099	109387	110724	29093	-81631	139817	134868	114336	-20532	249204	101.38	102.21
2014/03/11	15726	115082	99356	130808	179595	49844	-129751	229439	195321	164926	-30395	360247	102.95	101.33
2014/03/04	20407	100116	79709	120523	164751	56091	-108660	220842	185158	156207	-28951	341365	102.25	103.30
2014/02/25	14727	99817	85090	114544	169868	58021	-111847	227889	184595	157838	-26757	342433	102.20	101.77
2014/02/18	16736	96520	79784	113256	165294	54209	-111085	219503	182030	150729	-31301	332759	102.40	102.56
2014/02/11	13686	92472	78786	106158	164935	57951	-106984	222886	178621	150423	-28198	329044	102.62	101.80
2014/02/04	15896	92725	76829	108621	164538	59479	-105059	224017	180434	152204	-28230	332638	101.62	102.26
2014/01/28	15977	102169	86192	118146	166773	53084	-113689	219857	182750	155253	-27497	338003	103.36	102.16
2014/01/21	13128	128089	114961	141217	186273	38501	-147772	224774	199401	166590	-32811	365991	104.30	102.25
2014/01/14	10754	128820	118066	139574	188796	36492	-152304	225288	199550	165312	-34238	364862	104.25	104.28
2014/01/07	11340	140208	128868	151548	201400	32272	-169128	233672	212740	172480	-40260	385220	104.67	104.07
2013/12/31	14274	149502	135228	163776	203112	26914	-176198	230026	217386	176416	-40970	393802	105.28	104.78

**JAPANESE YEN - CHICAGO MERCANTILE EXCHANGE
FUTURES ONLY POSITIONS Code-097741**



**EURO FX - CHICAGO MERCANTILE EXCHANGE
FUTURES ONLY POSITIONS**

**Code-099741
2014/07/25 公表値**

Date	投機筋集計				実需筋集計				投機筋+実需筋合計				ユーロドル終値	
	EUR買い	EUR売り	売り越し	売買計	EUR買い	EUR売り	売り越し	売買計	EUR買い	EUR売り	売り越し	売買計	火曜締め	金曜締め
2014/07/22	58142	146965	88823	205107	239961	108966	-130995	348927	298103	255931	-42172	554034	1.3466	1.3431
2014/07/15	59506	122352	62846	181858	212426	109017	-103409	321443	271932	231369	-40563	503301	1.3568	1.3524
2014/07/08	51595	110860	59265	162455	204115	107205	-96910	311320	255710	218065	-37645	473775	1.3611	1.3608
2014/07/01	52665	113441	60776	166106	196567	105198	-91369	301765	249232	218639	-30593	467871	1.3678	1.3593
2014/06/24	55062	112565	57503	167627	197697	107032	-90665	304729	252759	219597	-33162	472356	1.3603	1.3647
2014/06/17	51405	113240	61835	164645	196143	103622	-92521	299765	247548	216862	-30686	464410	1.3546	1.3597
2014/06/10	43739	100924	57185	144663	224523	136545	-87978	361068	268262	237469	-30793	505731	1.3544	1.3539
2014/06/03	57109	90134	33025	147243	177505	116655	-60850	294160	234614	206789	-27825	441403	1.3626	1.3644
2014/05/27	70753	87386	16633	158139	157716	116315	-41401	274031	228469	203701	-24768	432170	1.3633	1.3631
2014/05/20	75013	84233	9220	159246	145672	114357	-31315	260029	220685	198590	-22095	419275	1.3699	1.3630
2014/05/13	84383	86558	2175	170941	131899	112028	-19871	243927	216282	198586	-17696	414868	1.3704	1.3698
2014/05/06	110673	78122	-32551	188795	108249	123865	15616	232114	218922	201987	-16935	420909	1.3925	1.3755
2014/04/29	102285	76551	-25734	178836	118635	124082	5447	242717	220920	200633	-20287	421553	1.3812	1.3871
2014/04/22	101204	75430	-25774	176634	116984	123395	6411	240379	218188	198825	-19363	417013	1.3805	1.3835
2014/04/15	106252	78564	-27688	184816	116428	125819	9391	242247	222680	204383	-18297	427063	1.3813	1.3813
2014/04/08	92635	69335	-23300	161970	120001	125354	5353	245355	212636	194689	-17947	407325	1.3794	1.3883
2014/04/01	101849	68611	-33238	170460	111333	125794	14461	237127	213182	194405	-18777	407587	1.3793	1.3703
2014/03/25	106914	67280	-39634	174194	103755	126788	23033	230543	210669	194068	-16601	404737	1.3825	1.3750
2014/03/18	117819	64828	-52991	182647	91888	130331	38443	222219	209707	195159	-14548	404866	1.3930	1.3793
2014/03/11	110103	73718	-36385	183821	148565	170697	22132	319262	258668	244415	-14253	503083	1.3854	1.3912
2014/03/04	103868	80416	-23452	184284	144494	155241	10747	299735	248362	235657	-12705	484019	1.3740	1.3872
2014/02/25	93003	79103	-13900	172106	149693	149405	-288	299098	242696	228508	-14188	471204	1.3744	1.3803
2014/02/18	88634	80035	-8599	168669	149375	142788	-6587	292163	238009	222823	-15186	460832	1.3760	1.3737
2014/02/11	75048	81977	6929	157025	157239	131888	-25351	289127	232287	213865	-18422	446152	1.3637	1.3698
2014/02/04	67614	81224	13610	148838	160736	119781	-40955	280517	228350	201005	-27345	429355	1.3514	1.3638
2014/01/28	86963	72616	-14347	159579	126816	118340	-8476	245156	213779	190956	-22823	404735	1.3652	1.3486
2014/01/21	79321	83093	3772	162414	131073	96012	-35061	227085	210394	179105	-31289	389499	1.3559	1.3676
2014/01/14	87059	77813	-9246	164872	107883	98891	-8992	206774	194942	176704	-18238	371646	1.3672	1.3527
2014/01/07	88119	73621	-14498	161740	105422	99143	-6279	204565	193541	172764	-20777	366305	1.3614	1.3664
2013/12/31	101916	71327	-30589	173243	88251	108680	20429	196931	190167	180007	-10160	370174	1.3758	1.3582

**EURO FX - CHICAGO MERCANTILE EXCHANGE
FUTURES ONLY POSITIONS Code-099741**

