

JAPANESE YEN - CHICAGO MERCANTILE EXCHANGE

Code-097741

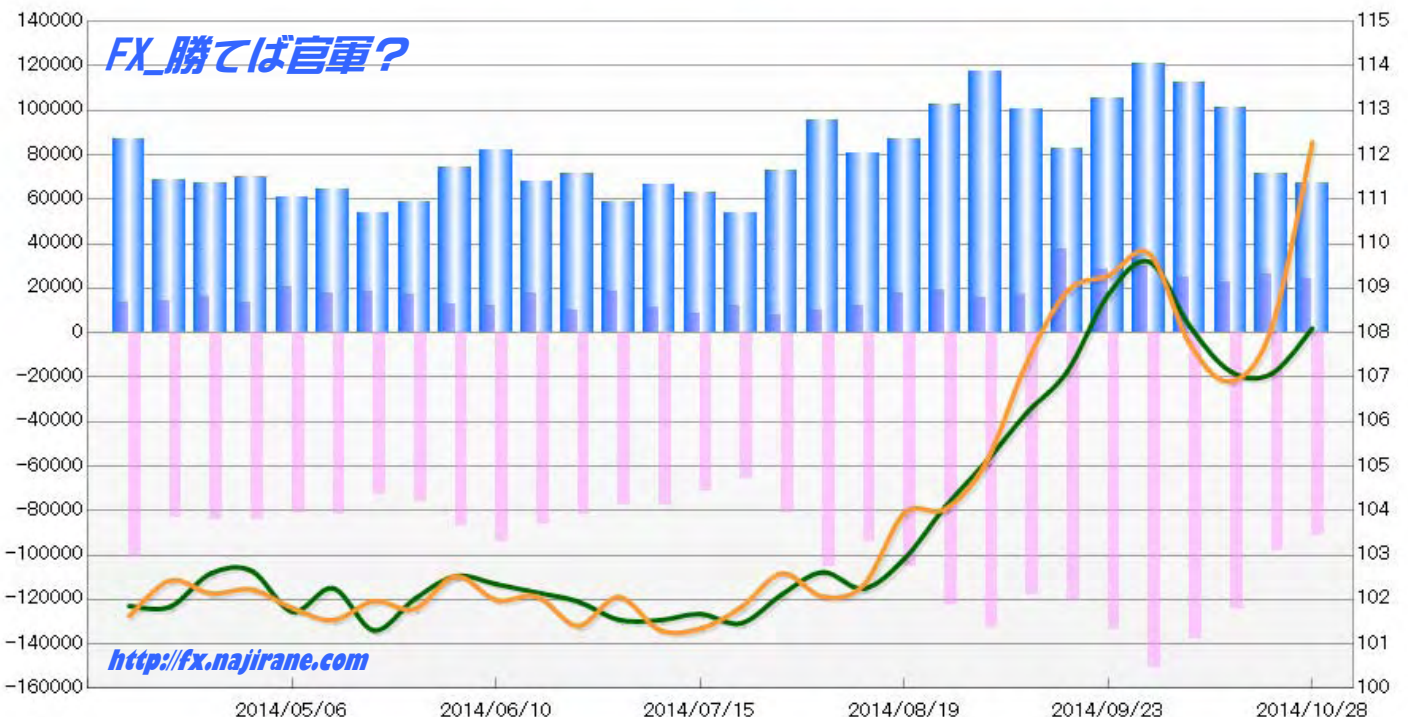
2014/05/06 ~ 2014/10/28

2014/10/31 NYクローズ時公表値

| Report_Date | Non Commercial Positions | | | | | | | | | | | | 火曜日 引け値 | 金曜日 引け値 |
|-------------|--------------------------|-------|--------|--------|--------|--------|--------|--------|--------|--------|--------|--------|------------|------------|
| | Long | 増減 | 増減(%) | Short | 増減 | 増減(%) | 売り越し | 増減 | 増減(%) | 売買計 | 増減 | 増減(%) | | |
| 2014/10/28 | 23883 | -2751 | -10.3% | 91282 | -7090 | -7.2% | 67399 | -4339 | -6.0% | 115165 | -9841 | -7.9% | 108.10 | 112.29 |
| 2014/10/21 | 26634 | 3795 | 16.6% | 98372 | -25614 | -20.7% | 71738 | -29409 | -29.1% | 125006 | -21819 | -14.9% | 107.08 | 108.11 |
| 2014/10/14 | 22839 | -1998 | -8.0% | 123986 | -13402 | -9.8% | 101147 | -11404 | -10.1% | 146825 | -15400 | -9.5% | 107.13 | 106.91 |
| 2014/10/07 | 24837 | -5073 | -17.0% | 137388 | -13400 | -8.9% | 112551 | -8327 | -6.9% | 162225 | -18473 | -10.2% | 108.14 | 107.74 |
| 2014/09/30 | 29910 | 1519 | 5.4% | 150788 | 16975 | 12.7% | 120878 | 15456 | 14.7% | 180698 | 18494 | 11.4% | 109.60 | 109.78 |
| 2014/09/23 | 28391 | -9226 | -24.5% | 133813 | 13014 | 10.8% | 105422 | 22240 | 26.7% | 162204 | 3788 | 2.4% | 108.86 | 109.29 |
| 2014/09/16 | 37617 | 20337 | 117.7% | 120799 | 2846 | 2.4% | 83182 | -17491 | -17.4% | 158416 | 23183 | 17.1% | 107.14 | 108.94 |
| 2014/09/09 | 17280 | 1795 | 11.6% | 117953 | -14840 | -11.2% | 100673 | -16635 | -14.2% | 135233 | -13045 | -8.8% | 106.20 | 107.33 |
| 2014/09/02 | 15485 | -4027 | -20.6% | 132793 | 10390 | 8.5% | 117308 | 14417 | 14.0% | 148278 | 6363 | 4.5% | 105.10 | 105.08 |
| 2014/08/26 | 19512 | 1536 | 8.5% | 122403 | 17156 | 16.3% | 102891 | 15620 | 17.9% | 141915 | 18692 | 15.2% | 104.09 | 104.04 |
| 2014/08/19 | 17976 | 5458 | 43.6% | 105247 | 11632 | 12.4% | 87271 | 6174 | 7.6% | 123223 | 17090 | 16.1% | 102.92 | 103.95 |
| 2014/08/12 | 12518 | 2622 | 26.5% | 93615 | -11680 | -11.1% | 81097 | -14302 | -15.0% | 106133 | -9058 | -7.9% | 102.25 | 102.33 |
| 2014/08/05 | 9896 | 2068 | 26.4% | 105295 | 24398 | 30.2% | 95399 | 22330 | 30.6% | 115191 | 26466 | 29.8% | 102.62 | 102.07 |
| 2014/07/29 | 7828 | -4151 | -34.7% | 80897 | 15002 | 22.8% | 73069 | 19153 | 35.5% | 88725 | 10851 | 13.9% | 102.12 | 102.59 |
| 2014/07/22 | 11979 | 3594 | 42.9% | 65895 | -5438 | -7.6% | 53916 | -9032 | -14.3% | 77874 | -1844 | -2.3% | 101.47 | 101.83 |
| 2014/07/15 | 8385 | -2789 | -25.0% | 71333 | -6216 | -8.0% | 62948 | -3427 | -5.2% | 79718 | -9005 | -10.1% | 101.68 | 101.35 |
| 2014/07/08 | 11174 | -7565 | -40.4% | 77549 | 124 | 0.2% | 66375 | 7689 | 13.1% | 88723 | -7441 | -7.7% | 101.54 | 101.32 |
| 2014/07/01 | 18739 | 8414 | 81.5% | 77425 | -4123 | -5.1% | 58686 | -12537 | -17.6% | 96164 | 4291 | 4.7% | 101.55 | 102.06 |
| 2014/06/24 | 10325 | -7507 | -42.1% | 81548 | -4322 | -5.0% | 71223 | 3185 | 4.7% | 91873 | -11829 | -11.4% | 101.96 | 101.41 |
| 2014/06/17 | 17832 | 5939 | 49.9% | 85870 | -8185 | -8.7% | 68038 | -14124 | -17.2% | 103702 | -2246 | -2.1% | 102.16 | 102.07 |
| 2014/06/10 | 11893 | -685 | -5.4% | 94055 | 7259 | 8.4% | 82162 | 7944 | 10.7% | 105948 | 6574 | 6.6% | 102.35 | 101.99 |
| 2014/06/03 | 12578 | -4421 | -26.0% | 86796 | 10761 | 14.2% | 74218 | 15182 | 25.7% | 99374 | 6340 | 6.8% | 102.53 | 102.53 |
| 2014/05/27 | 16999 | -1682 | -9.0% | 76035 | 3567 | 4.9% | 59036 | 5249 | 9.8% | 93034 | 1885 | 2.1% | 102.02 | 101.79 |
| 2014/05/20 | 18681 | 1210 | 6.9% | 72468 | -9710 | -11.8% | 53787 | -10920 | -16.9% | 91149 | -8500 | -8.5% | 101.31 | 101.97 |
| 2014/05/13 | 17471 | -2910 | -14.3% | 82178 | 1069 | 1.3% | 64707 | 3979 | 6.6% | 99649 | -1841 | -1.8% | 102.26 | 101.54 |
| 2014/05/06 | 20381 | | | 81109 | | | 60728 | | | 101490 | | | 101.73 | 101.81 |

JAPANESE YEN - CHICAGO MERCANTILE EXCHANGE
FUTURES ONLY POSITIONS

— 金曜終値 — 火曜終値 — Short枚数 — Long枚数 — 売り越し枚数(マイナスの場合は買越しと読替)



EURO FX - CHICAGO MERCANTILE EXCHANGE
2014/05/06 ~ 2014/10/28

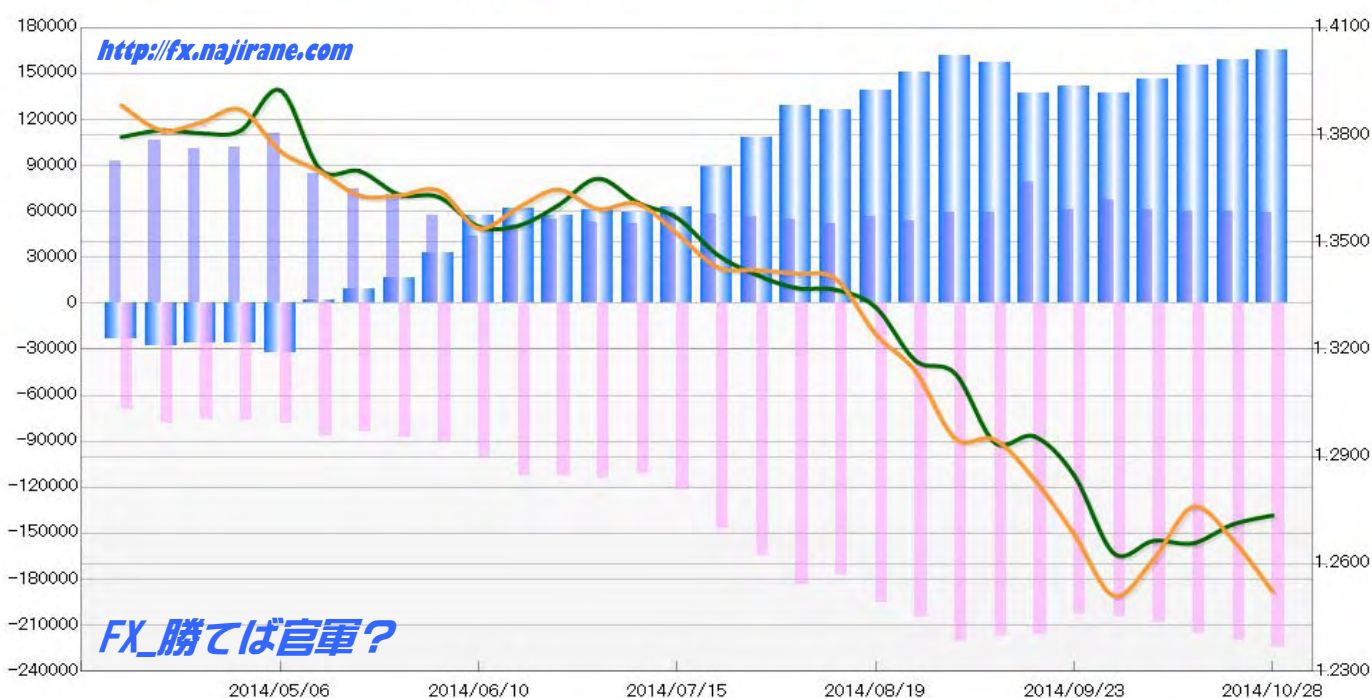
Code-099741

2014/10/31 NYクローズ時公表値

| Report_Date | Non Commercial Positions | | | | | | | | | | 火曜日 引け値 | 金曜日 引け値 | | |
|-------------|--------------------------|--------|--------|--------|--------|-------|--------|--------|---------|--------|------------|------------|--------|--------|
| | Long | 増減 | | Short | 増減 | | 売り越し | 増減 | | 売買計 | | | 増減 | |
| 2014/10/28 | 59054 | -1134 | -1.9% | 224761 | 5202 | 2.4% | 165707 | 6336 | 4.0% | 283815 | 4068 | 1.5% | 1.2736 | 1.2523 |
| 2014/10/21 | 60188 | 30 | 0.0% | 219559 | 4059 | 1.9% | 159371 | 4029 | 2.6% | 279747 | 4089 | 1.5% | 1.2711 | 1.2667 |
| 2014/10/14 | 60158 | -1309 | -2.1% | 215500 | 7821 | 3.8% | 155342 | 9130 | 6.2% | 275658 | 6512 | 2.4% | 1.2658 | 1.2760 |
| 2014/10/07 | 61467 | -5563 | -8.3% | 207679 | 3124 | 1.5% | 146212 | 8687 | 6.3% | 269146 | -2439 | -0.9% | 1.2665 | 1.2613 |
| 2014/09/30 | 67030 | 6376 | 10.5% | 204555 | 1936 | 1.0% | 137525 | -4440 | -3.1% | 271585 | 8312 | 3.2% | 1.2630 | 1.2511 |
| 2014/09/23 | 60654 | -18898 | -23.8% | 202619 | -14082 | -6.5% | 141965 | 4816 | 3.5% | 263273 | -32980 | -11.1% | 1.2848 | 1.2683 |
| 2014/09/16 | 79552 | 20176 | 34.0% | 216701 | -180 | -0.1% | 137149 | -20356 | -12.9% | 296253 | 19996 | 7.2% | 1.2957 | 1.2836 |
| 2014/09/09 | 59376 | -22 | 0.0% | 216881 | -3940 | -1.8% | 157505 | -3918 | -2.4% | 276257 | -3962 | -1.4% | 1.2940 | 1.2948 |
| 2014/09/02 | 59398 | 5409 | 10.0% | 220821 | 16175 | 7.9% | 161423 | 10766 | 7.1% | 280219 | 21584 | 8.3% | 1.3133 | 1.2951 |
| 2014/08/26 | 53989 | -2785 | -4.9% | 204646 | 9047 | 4.6% | 150657 | 11832 | 8.5% | 258635 | 6262 | 2.5% | 1.3169 | 1.3139 |
| 2014/08/19 | 56774 | 5178 | 10.0% | 195599 | 17986 | 10.1% | 138825 | 12808 | 10.2% | 252373 | 23164 | 10.1% | 1.3318 | 1.3243 |
| 2014/08/12 | 51596 | -3583 | -6.5% | 177613 | -6313 | -3.4% | 126017 | -2730 | -2.1% | 229209 | -9896 | -4.1% | 1.3367 | 1.3397 |
| 2014/08/05 | 55179 | -1383 | -2.4% | 183926 | 19289 | 11.7% | 128747 | 20672 | 19.1% | 239105 | 17906 | 8.1% | 1.3372 | 1.3412 |
| 2014/07/29 | 56562 | -1580 | -2.7% | 164637 | 17672 | 12.0% | 108075 | 19252 | 21.7% | 221199 | 16092 | 7.8% | 1.3409 | 1.3422 |
| 2014/07/22 | 58142 | -1364 | -2.3% | 146965 | 24613 | 20.1% | 88823 | 25977 | 41.3% | 205107 | 23249 | 12.8% | 1.3466 | 1.3431 |
| 2014/07/15 | 59506 | 7911 | 15.3% | 122352 | 11492 | 10.4% | 62846 | 3581 | 6.0% | 181858 | 19403 | 11.9% | 1.3568 | 1.3524 |
| 2014/07/08 | 51595 | -1070 | -2.0% | 110860 | -2581 | -2.3% | 59265 | -1511 | -2.5% | 162455 | -3651 | -2.2% | 1.3611 | 1.3608 |
| 2014/07/01 | 52665 | -2397 | -4.4% | 113441 | 876 | 0.8% | 60776 | 3273 | 5.7% | 166106 | -1521 | -0.9% | 1.3678 | 1.3593 |
| 2014/06/24 | 55062 | 3657 | 7.1% | 112565 | -675 | -0.6% | 57503 | -4332 | -7.0% | 167627 | 2982 | 1.8% | 1.3603 | 1.3647 |
| 2014/06/17 | 51405 | 7666 | 17.5% | 113240 | 12316 | 12.2% | 61835 | 4650 | 8.1% | 164645 | 19982 | 13.8% | 1.3546 | 1.3597 |
| 2014/06/10 | 43739 | -13370 | -23.4% | 100924 | 10790 | 12.0% | 57185 | 24160 | 73.2% | 144663 | -2580 | -1.8% | 1.3544 | 1.3539 |
| 2014/06/03 | 57109 | -13644 | -19.3% | 90134 | 2748 | 3.1% | 33025 | 16392 | 98.6% | 147243 | -10896 | -6.9% | 1.3626 | 1.3644 |
| 2014/05/27 | 70753 | -4260 | -5.7% | 87386 | 3153 | 3.7% | 16633 | 7413 | 80.4% | 158139 | -1107 | -0.7% | 1.3633 | 1.3631 |
| 2014/05/20 | 75013 | -9370 | -11.1% | 84233 | -2325 | -2.7% | 9220 | 7045 | 323.9% | 159246 | -11695 | -6.8% | 1.3699 | 1.3630 |
| 2014/05/13 | 84383 | -26290 | -23.8% | 86558 | 8436 | 10.8% | 2175 | -34726 | -106.7% | 170941 | -17854 | -9.5% | 1.3704 | 1.3698 |
| 2014/05/06 | 110673 | | | 78122 | | | -32551 | | | 188795 | | | 1.3925 | 1.3755 |

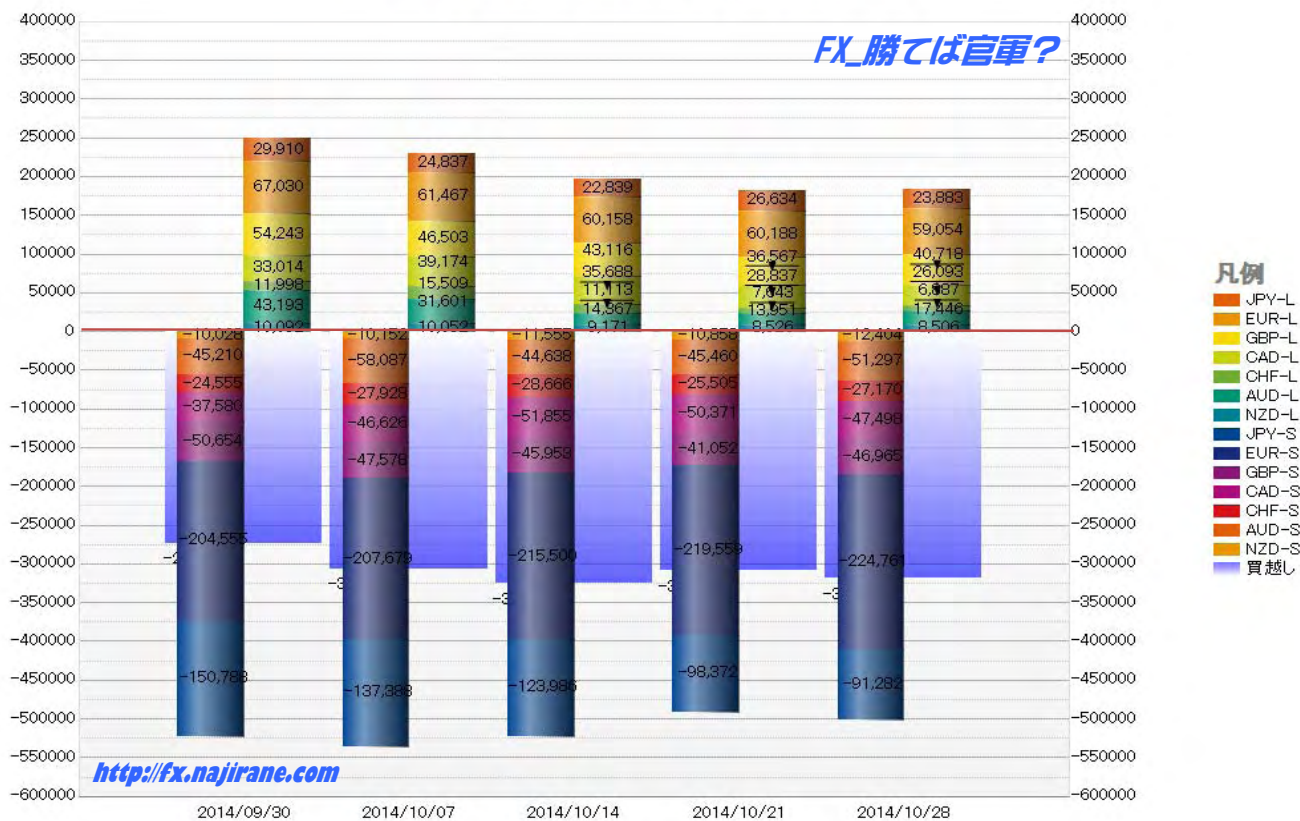
EURO FX - CHICAGO MERCANTILE EXCHANGE
FUTURES ONLY POSITIONS

— 金曜締め週終値 — 火曜締め週終値 — Short枚数 — Long枚数 — 売り越し枚数(マイナスの場合は買越しと読替え)



| | 2014/09/30 | | | 2014/10/07 | | | 2014/10/14 | | | 2014/10/21 | | | 2014/10/28 | | |
|-----------------|--------------|--------|--------|------------|--------|----------|------------|---------|----------|------------|---------|---------|------------|--------|--------|
| | Long | Short | 売り越し | Long | Short | 売り越し | Long | Short | 売り越し | Long | Short | 売り越し | Long | Short | 売り越し |
| JPY | 29910 | 150788 | 120878 | 24837 | 137388 | 112551 | 22839 | 123986 | 101147 | 26634 | 98372 | 71738 | 23883 | 91282 | 67399 |
| | 前週比 枚数増減 (枚) | | | -5073 | -13400 | -8327 | -1998 | -13402 | -11404 | 3795 | -25614 | -29409 | -2751 | -7090 | -4339 |
| | 前週比 枚数増減 (%) | | | -16.96% | -8.89% | -6.89% | -8.04% | -9.75% | -10.13% | 16.62% | -20.66% | -29.08% | -10.33% | -7.21% | -6.05% |
| EUR | 67030 | 204555 | 137525 | 61467 | 207679 | 146212 | 60158 | 215500 | 155342 | 60188 | 219559 | 159371 | 59054 | 224761 | 165707 |
| | 前週比 枚数増減 (枚) | | | -5563 | 3124 | 8687 | -1309 | 7821 | 9130 | 30 | 4059 | 4029 | -1134 | 5202 | 6336 |
| | 前週比 枚数増減 (%) | | | -8.30% | 1.53% | 6.32% | -2.13% | 3.77% | 6.24% | 0.05% | 1.88% | 2.59% | -1.88% | 2.37% | 3.98% |
| GBP | 54243 | 50654 | -3589 | 46503 | 47578 | 1075 | 43116 | 45953 | 2837 | 36567 | 41052 | 4485 | 40718 | 46965 | 6247 |
| | 前週比 枚数増減 (枚) | | | -7740 | -3076 | 4664 | -3387 | -1625 | 1762 | -6549 | -4901 | 1648 | 4151 | 5913 | 1762 |
| | 前週比 枚数増減 (%) | | | -14.27% | -6.07% | -129.95% | -7.28% | -3.42% | 163.91% | -15.19% | -10.67% | 58.09% | 11.35% | 14.40% | 39.29% |
| AUD | 43193 | 45210 | 2017 | 31601 | 58087 | 26486 | 14367 | 44638 | 30271 | 13951 | 45460 | 31509 | 17446 | 51297 | 33851 |
| | 前週比 枚数増減 (枚) | | | -11592 | 12877 | 24469 | -17234 | -13449 | 3785 | -416 | 822 | 1238 | 3495 | 5837 | 2342 |
| | 前週比 枚数増減 (%) | | | -26.84% | 28.48% | 1213.14% | -54.54% | -23.15% | 14.29% | -2.90% | 1.84% | 4.09% | 25.05% | 12.84% | 7.43% |
| CAD | 33014 | 37580 | 4566 | 39174 | 46626 | 7452 | 35688 | 51855 | 16167 | 28837 | 50371 | 21534 | 26093 | 47498 | 21405 |
| | 前週比 枚数増減 (枚) | | | 6160 | 9046 | 2886 | -3486 | 5229 | 8715 | -6851 | -1484 | 5367 | -2744 | -2873 | -129 |
| | 前週比 枚数増減 (%) | | | 18.66% | 24.07% | 63.21% | -8.90% | 11.21% | 116.95% | -19.20% | -2.86% | 33.20% | -9.52% | -5.70% | -0.60% |
| CHF | 11998 | 24555 | 12557 | 15509 | 27928 | 12419 | 11113 | 28666 | 17553 | 7643 | 25505 | 17862 | 6887 | 27170 | 20283 |
| | 前週比 枚数増減 (枚) | | | 3511 | 3373 | -138 | -4396 | 738 | 5134 | -3470 | -3161 | 309 | -756 | 1665 | 2421 |
| | 前週比 枚数増減 (%) | | | 29.26% | 13.74% | -1.10% | -28.34% | 2.64% | 41.34% | -31.22% | -11.03% | 1.76% | -9.89% | 6.53% | 13.55% |
| NZD | 10092 | 10028 | -64 | 10052 | 10152 | 100 | 9171 | 11555 | 2384 | 8526 | 10858 | 2332 | 8506 | 12404 | 3898 |
| | 前週比 枚数増減 (枚) | | | -40 | 124 | 164 | -881 | 1403 | 2284 | -645 | -697 | -52 | -20 | 1546 | 1566 |
| | 前週比 枚数増減 (%) | | | -0.40% | 1.24% | -256.25% | -8.76% | 13.82% | 2284.00% | -7.03% | -6.03% | -2.18% | -0.23% | 14.24% | 67.15% |
| MXN | 48864 | 56178 | 7314 | 43781 | 51364 | 7583 | 39798 | 45561 | 5763 | 30087 | 51211 | 21124 | 26832 | 53675 | 26843 |
| | 前週比 枚数増減 (枚) | | | -5083 | -4814 | 269 | -3983 | -5803 | -1820 | -9711 | 5650 | 15361 | -3255 | 2464 | 5719 |
| | 前週比 枚数増減 (%) | | | -10.40% | -8.57% | 3.68% | -9.10% | -11.30% | -24.00% | -24.40% | 12.40% | 266.55% | -10.82% | 4.81% | 27.07% |
| Total All 8 | 298344 | 579548 | 281204 | 272924 | 586802 | 313878 | 236250 | 567714 | 331464 | 212433 | 542388 | 329955 | 209419 | 555052 | 345633 |
| | 前週比 枚数増減 (枚) | | | -25420 | 7254 | 32674 | -36674 | -19088 | 17586 | -23817 | -25326 | -1509 | -3014 | 12664 | 15678 |
| | 前週比 枚数増減 (%) | | | -8.52% | 1.25% | 11.62% | -13.44% | -3.25% | 5.60% | -10.08% | -4.46% | -0.46% | -1.42% | 2.33% | 4.75% |
| Total 7 (MXN除く) | 249480 | 523370 | 273890 | 229143 | 535438 | 306295 | 196452 | 522153 | 325701 | 182346 | 491177 | 308831 | 182587 | 501377 | 318790 |
| | 前週比 枚数増減 (枚) | | | -20337 | 12068 | 32405 | -32691 | -13285 | 19406 | -14106 | -30976 | -16870 | 241 | 10200 | 9959 |
| | 前週比 枚数増減 (%) | | | -8.2% | 2.3% | 11.8% | -14.3% | -2.5% | 6.3% | -7.2% | -5.9% | -5.2% | 0.1% | 2.1% | 3.2% |

直近5週 CFTC IMM主要7通貨の構成

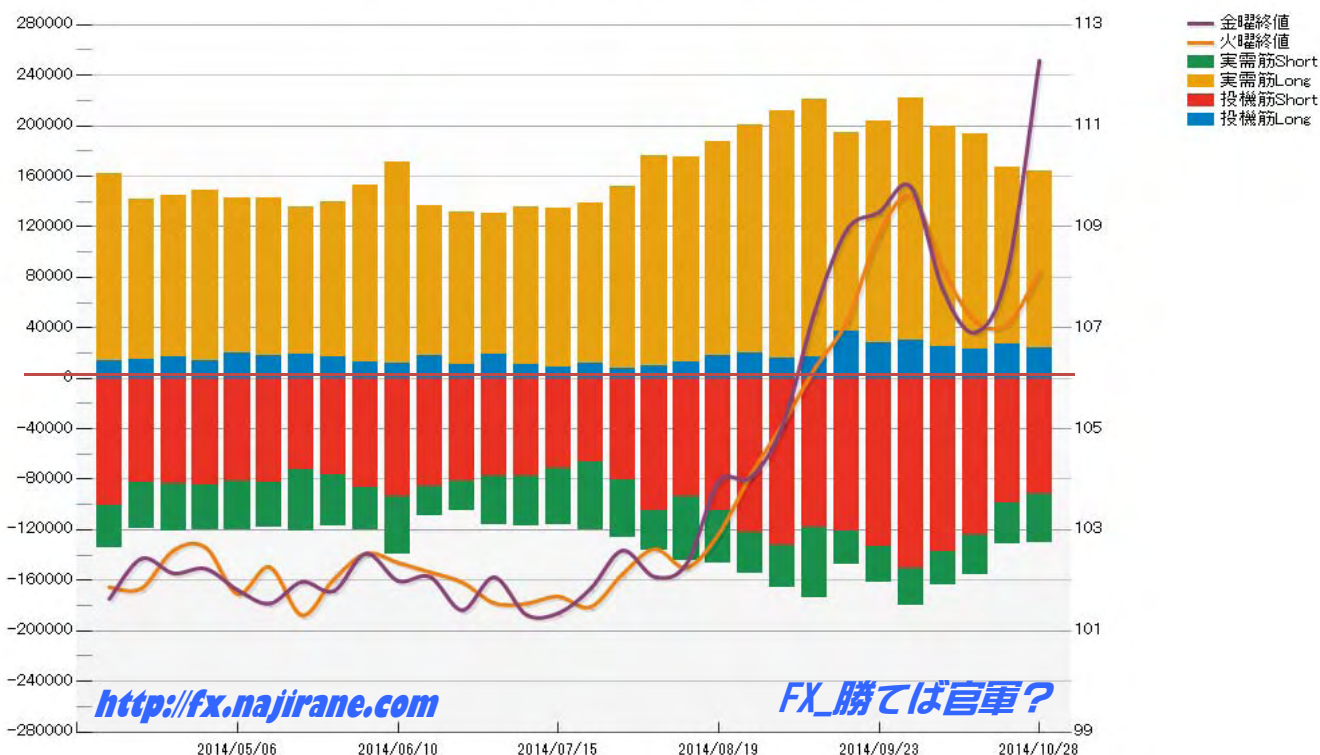


JAPANESE YEN - CHICAGO MERCANTILE EXCHANGE
FUTURES ONLY POSITIONS

Code-097741
2014/10/31 公表値

| Date | 投機筋集計 | | | | 実需筋集計 | | | | 投機筋+実需筋合計 | | | | ドル円終値 | |
|------------|-------|--------|--------|--------|--------|-------|---------|--------|-----------|--------|--------|--------|--------|--------|
| | 円買い | 円売り | 売り越し | 売買計 | 円買い | 円売り | 売り越し | 売買計 | 円買い | 円売り | 売り越し | 売買計 | 火曜締め | 金曜締め |
| 2014/10/28 | 23883 | 91282 | 67399 | 115165 | 139790 | 38583 | -101207 | 178373 | 163673 | 129865 | -33808 | 293538 | 108.10 | 112.29 |
| 2014/10/21 | 26634 | 98372 | 71738 | 125006 | 140081 | 33149 | -106932 | 173230 | 166715 | 131521 | -35194 | 298236 | 107.08 | 108.11 |
| 2014/10/14 | 22839 | 123986 | 101147 | 146825 | 170600 | 31438 | -139162 | 202038 | 193439 | 155424 | -38015 | 348863 | 107.13 | 106.91 |
| 2014/10/07 | 24837 | 137388 | 112551 | 162225 | 174647 | 26205 | -148442 | 200852 | 199484 | 163593 | -35891 | 363077 | 108.14 | 107.74 |
| 2014/09/30 | 29910 | 150788 | 120878 | 180698 | 192095 | 29618 | -162477 | 221713 | 222005 | 180406 | -41599 | 402411 | 109.60 | 109.78 |
| 2014/09/23 | 28391 | 133813 | 105422 | 162204 | 174766 | 27983 | -146783 | 202749 | 203157 | 161796 | -41361 | 364953 | 108.86 | 109.29 |
| 2014/09/16 | 37617 | 120799 | 83182 | 158416 | 157321 | 27095 | -130226 | 184416 | 194938 | 147894 | -47044 | 342832 | 107.14 | 108.94 |
| 2014/09/09 | 17280 | 117953 | 100673 | 135233 | 203368 | 56189 | -147179 | 259557 | 220648 | 174142 | -46506 | 394790 | 106.20 | 107.33 |
| 2014/09/02 | 15485 | 132793 | 117308 | 148278 | 196512 | 33081 | -163431 | 229593 | 211997 | 165874 | -46123 | 377871 | 105.10 | 105.08 |
| 2014/08/26 | 19512 | 122403 | 102891 | 141915 | 181291 | 32177 | -149114 | 213468 | 200803 | 154580 | -46223 | 355383 | 104.09 | 104.04 |
| 2014/08/19 | 17976 | 105247 | 87271 | 123223 | 169000 | 41658 | -127342 | 210658 | 186976 | 146905 | -40071 | 333881 | 102.92 | 103.95 |
| 2014/08/12 | 12518 | 93615 | 81097 | 106133 | 162443 | 50515 | -111928 | 212958 | 174961 | 144130 | -30831 | 319091 | 102.25 | 102.33 |
| 2014/08/05 | 9896 | 105295 | 95399 | 115191 | 165996 | 31496 | -134500 | 197492 | 175892 | 136791 | -39101 | 312683 | 102.62 | 102.07 |
| 2014/07/29 | 7828 | 80897 | 73069 | 88725 | 144166 | 45367 | -98799 | 189533 | 151994 | 126264 | -25730 | 278258 | 102.12 | 102.59 |
| 2014/07/22 | 11979 | 65895 | 53916 | 77874 | 126976 | 53840 | -73136 | 180816 | 138955 | 119735 | -19220 | 258690 | 101.47 | 101.83 |
| 2014/07/15 | 8385 | 71333 | 62948 | 79718 | 126301 | 44365 | -81936 | 170666 | 134686 | 115698 | -18988 | 250384 | 101.68 | 101.35 |
| 2014/07/08 | 11174 | 77549 | 66375 | 88723 | 123987 | 39057 | -84930 | 163044 | 135161 | 116606 | -18555 | 251767 | 101.54 | 101.32 |
| 2014/07/01 | 18739 | 77425 | 58686 | 96164 | 111566 | 38203 | -73363 | 149769 | 130305 | 115628 | -14677 | 245933 | 101.55 | 102.06 |
| 2014/06/24 | 10325 | 81548 | 71223 | 91873 | 120767 | 23589 | -97178 | 144356 | 131092 | 105137 | -25955 | 236229 | 101.96 | 101.41 |
| 2014/06/17 | 17832 | 85870 | 68038 | 103702 | 118464 | 22791 | -95673 | 141255 | 136296 | 108661 | -27635 | 244957 | 102.16 | 102.07 |
| 2014/06/10 | 11893 | 94055 | 82162 | 105948 | 159506 | 45432 | -114074 | 204938 | 171399 | 139487 | -31912 | 310886 | 102.35 | 101.99 |
| 2014/06/03 | 12578 | 86796 | 74218 | 99374 | 140423 | 32870 | -107553 | 173293 | 153001 | 119666 | -33335 | 272667 | 102.53 | 102.53 |
| 2014/05/27 | 16999 | 76035 | 59036 | 93034 | 122450 | 41476 | -80974 | 163926 | 139449 | 117511 | -21938 | 256960 | 102.02 | 101.79 |
| 2014/05/20 | 18681 | 72468 | 53787 | 91149 | 117310 | 48851 | -68459 | 166161 | 135991 | 121319 | -14672 | 257310 | 101.31 | 101.97 |
| 2014/05/13 | 17471 | 82178 | 64707 | 99649 | 125523 | 35537 | -89986 | 161060 | 142994 | 117715 | -25279 | 260709 | 102.26 | 101.54 |
| 2014/05/06 | 20381 | 81109 | 60728 | 101490 | 121860 | 38948 | -82912 | 160808 | 142241 | 120057 | -22184 | 262298 | 101.73 | 101.81 |
| 2014/04/29 | 13846 | 84198 | 70352 | 98044 | 134782 | 36404 | -98378 | 171186 | 148628 | 120602 | -28026 | 269230 | 102.65 | 102.23 |
| 2014/04/22 | 16564 | 83807 | 67243 | 100371 | 128226 | 36851 | -91375 | 165077 | 144790 | 120658 | -24132 | 265448 | 102.59 | 102.14 |
| 2014/04/15 | 14351 | 83067 | 68716 | 97418 | 126913 | 36170 | -90743 | 163083 | 141264 | 119237 | -22027 | 260501 | 101.84 | 102.43 |
| 2014/04/08 | 13340 | 100802 | 87462 | 114142 | 148721 | 33848 | -114873 | 182569 | 162061 | 134650 | -27411 | 296711 | 101.86 | 101.63 |

JAPANESE YEN - CHICAGO MERCANTILE EXCHANGE
FUTURES ONLY POSITIONS Code-097741



**EURO FX - CHICAGO MERCANTILE EXCHANGE
FUTURES ONLY POSITIONS**

**Code-099741
2014/10/31 公表値**

| Date | 投機筋集計 | | | | 実需筋集計 | | | | 投機筋+実需筋合計 | | | | ユーロドル終値 | |
|------------|--------|--------|--------|--------|--------|--------|---------|--------|-----------|--------|--------|--------|---------|--------|
| | EUR買い | EUR売り | 売り越し | 売買計 | EUR買い | EUR売り | 売り越し | 売買計 | EUR買い | EUR売り | 売り越し | 売買計 | 火曜締め | 金曜締め |
| 2014/10/28 | 59054 | 224761 | 165707 | 283815 | 343150 | 130765 | -212385 | 473915 | 402204 | 355526 | -46678 | 757730 | 1.2736 | 1.2523 |
| 2014/10/21 | 60188 | 219559 | 159371 | 279747 | 340562 | 132521 | -208041 | 473083 | 400750 | 352080 | -48670 | 752830 | 1.2711 | 1.2667 |
| 2014/10/14 | 60158 | 215500 | 155342 | 275658 | 337436 | 132670 | -204766 | 470106 | 397594 | 348170 | -49424 | 745764 | 1.2658 | 1.2760 |
| 2014/10/07 | 61467 | 207679 | 146212 | 269146 | 324023 | 124709 | -199314 | 448732 | 385490 | 332388 | -53102 | 717878 | 1.2665 | 1.2613 |
| 2014/09/30 | 67030 | 204555 | 137525 | 271585 | 302134 | 114913 | -187221 | 417047 | 369164 | 319468 | -49696 | 688632 | 1.2630 | 1.2511 |
| 2014/09/23 | 60654 | 202619 | 141965 | 263273 | 297160 | 106324 | -190836 | 403484 | 357814 | 308943 | -48871 | 666757 | 1.2848 | 1.2683 |
| 2014/09/16 | 79552 | 216701 | 137149 | 296253 | 283275 | 94029 | -189246 | 377304 | 362827 | 310730 | -52097 | 673557 | 1.2957 | 1.2836 |
| 2014/09/09 | 59376 | 216881 | 157505 | 276257 | 342823 | 133916 | -208907 | 476739 | 402199 | 350797 | -51402 | 752996 | 1.2940 | 1.2948 |
| 2014/09/02 | 59398 | 220821 | 161423 | 280219 | 317713 | 108749 | -208964 | 426462 | 377111 | 329570 | -47541 | 706681 | 1.3133 | 1.2951 |
| 2014/08/26 | 53989 | 204646 | 150657 | 258635 | 306073 | 109975 | -196098 | 416048 | 360062 | 314621 | -45441 | 674683 | 1.3169 | 1.3139 |
| 2014/08/19 | 56774 | 195599 | 138825 | 252373 | 299068 | 109422 | -189646 | 408490 | 355842 | 305021 | -50821 | 660863 | 1.3318 | 1.3243 |
| 2014/08/12 | 51596 | 177613 | 126017 | 229209 | 282707 | 107353 | -175354 | 390060 | 334303 | 284966 | -49337 | 619269 | 1.3367 | 1.3397 |
| 2014/08/05 | 55179 | 183926 | 128747 | 239105 | 283373 | 104329 | -179044 | 387702 | 338552 | 288255 | -50297 | 626807 | 1.3372 | 1.3412 |
| 2014/07/29 | 56562 | 164637 | 108075 | 221199 | 259960 | 104377 | -155583 | 364337 | 316522 | 269014 | -47508 | 585536 | 1.3409 | 1.3422 |
| 2014/07/22 | 58142 | 146965 | 88823 | 205107 | 239961 | 108966 | -130995 | 348927 | 298103 | 255931 | -42172 | 554034 | 1.3466 | 1.3431 |
| 2014/07/15 | 59506 | 122352 | 62846 | 181858 | 212426 | 109017 | -103409 | 321443 | 271932 | 231369 | -40563 | 503301 | 1.3568 | 1.3524 |
| 2014/07/08 | 51595 | 110860 | 59265 | 162455 | 204115 | 107205 | -96910 | 311320 | 255710 | 218065 | -37645 | 473775 | 1.3611 | 1.3608 |
| 2014/07/01 | 52665 | 113441 | 60776 | 166106 | 196567 | 105198 | -91369 | 301765 | 249232 | 218639 | -30593 | 467871 | 1.3678 | 1.3593 |
| 2014/06/24 | 55062 | 112565 | 57503 | 167627 | 197697 | 107032 | -90665 | 304729 | 252759 | 219597 | -33162 | 472356 | 1.3603 | 1.3647 |
| 2014/06/17 | 51405 | 113240 | 61835 | 164645 | 196143 | 103622 | -92521 | 299765 | 247548 | 216862 | -30686 | 464410 | 1.3546 | 1.3597 |
| 2014/06/10 | 43739 | 100924 | 57185 | 144663 | 224523 | 136545 | -87978 | 361068 | 268262 | 237469 | -30793 | 505731 | 1.3544 | 1.3539 |
| 2014/06/03 | 57109 | 90134 | 33025 | 147243 | 177505 | 116655 | -60850 | 294160 | 234614 | 206789 | -27825 | 441403 | 1.3626 | 1.3644 |
| 2014/05/27 | 70753 | 87386 | 16633 | 158139 | 157716 | 116315 | -41401 | 274031 | 228469 | 203701 | -24768 | 432170 | 1.3633 | 1.3631 |
| 2014/05/20 | 75013 | 84233 | 9220 | 159246 | 145672 | 114357 | -31315 | 260029 | 220685 | 198590 | -22095 | 419275 | 1.3699 | 1.3630 |
| 2014/05/13 | 84383 | 86558 | 2175 | 170941 | 131899 | 112028 | -19871 | 243927 | 216282 | 198586 | -17696 | 414868 | 1.3704 | 1.3698 |
| 2014/05/06 | 110673 | 78122 | -32551 | 188795 | 108249 | 123865 | 15616 | 232114 | 218922 | 201987 | -16935 | 420909 | 1.3925 | 1.3755 |
| 2014/04/29 | 102285 | 76551 | -25734 | 178836 | 118635 | 124082 | 5447 | 242717 | 220920 | 200633 | -20287 | 421553 | 1.3812 | 1.3871 |
| 2014/04/22 | 101204 | 75430 | -25774 | 176634 | 116984 | 123395 | 6411 | 240379 | 218188 | 198825 | -19363 | 417013 | 1.3805 | 1.3835 |
| 2014/04/15 | 106252 | 78564 | -27688 | 184816 | 116428 | 125819 | 9391 | 242247 | 222680 | 204383 | -18297 | 427063 | 1.3813 | 1.3813 |
| 2014/04/08 | 92635 | 69335 | -23300 | 161970 | 120001 | 125354 | 5353 | 245355 | 212636 | 194689 | -17947 | 407325 | 1.3794 | 1.3883 |

**EURO FX - CHICAGO MERCANTILE EXCHANGE
FUTURES ONLY POSITIONS Code-099741**

