

JAPANESE YEN - CHICAGO MERCANTILE EXCHANGE

Code-097741

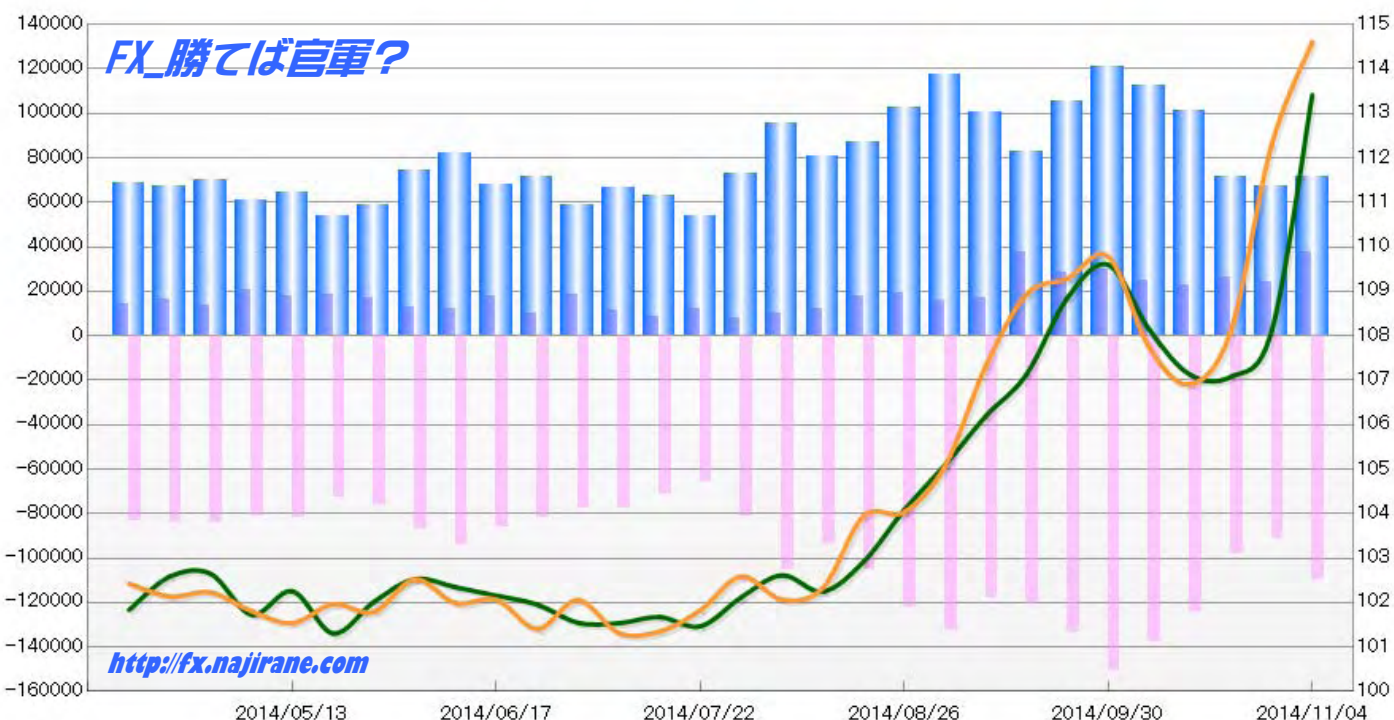
2014/05/13 ~ 2014/11/04

2014/11/07 NYクローズ時公表値

| Report_Date | Non Commercial Positions |       |        |        |        |        |        |        |        |        |        |        | 火曜日<br>引け値 | 金曜日<br>引け値 |
|-------------|--------------------------|-------|--------|--------|--------|--------|--------|--------|--------|--------|--------|--------|------------|------------|
|             | Long                     | 増減    | 増減(%)  | Short  | 増減     | 増減(%)  | 売り越し   | 増減     | 増減(%)  | 売買計    | 増減     | 増減(%)  |            |            |
| 2014/11/04  | 37917                    | 14034 | 58.8%  | 109568 | 18286  | 20.0%  | 71651  | 4252   | 6.3%   | 147485 | 32320  | 28.1%  | 113.42     | 114.61     |
| 2014/10/28  | 23883                    | -2751 | -10.3% | 91282  | -7090  | -7.2%  | 67399  | -4339  | -6.0%  | 115165 | -9841  | -7.9%  | 108.10     | 112.29     |
| 2014/10/21  | 26634                    | 3795  | 16.6%  | 98372  | -25614 | -20.7% | 71738  | -29409 | -29.1% | 125006 | -21819 | -14.9% | 107.08     | 108.11     |
| 2014/10/14  | 22839                    | -1998 | -8.0%  | 123986 | -13402 | -9.8%  | 101147 | -11404 | -10.1% | 146825 | -15400 | -9.5%  | 107.13     | 106.91     |
| 2014/10/07  | 24837                    | -5073 | -17.0% | 137388 | -13400 | -8.9%  | 112551 | -8327  | -6.9%  | 162225 | -18473 | -10.2% | 108.14     | 107.74     |
| 2014/09/30  | 29910                    | 1519  | 5.4%   | 150788 | 16975  | 12.7%  | 120878 | 15456  | 14.7%  | 180698 | 18494  | 11.4%  | 109.60     | 109.78     |
| 2014/09/23  | 28391                    | -9226 | -24.5% | 133813 | 13014  | 10.8%  | 105422 | 22240  | 26.7%  | 162204 | 3788   | 2.4%   | 108.86     | 109.29     |
| 2014/09/16  | 37617                    | 20337 | 117.7% | 120799 | 2846   | 2.4%   | 83182  | -17491 | -17.4% | 158416 | 23183  | 17.1%  | 107.14     | 108.94     |
| 2014/09/09  | 17280                    | 1795  | 11.6%  | 117953 | -14840 | -11.2% | 100673 | -16635 | -14.2% | 135233 | -13045 | -8.8%  | 106.20     | 107.33     |
| 2014/09/02  | 15485                    | -4027 | -20.6% | 132793 | 10390  | 8.5%   | 117308 | 14417  | 14.0%  | 148278 | 6363   | 4.5%   | 105.10     | 105.08     |
| 2014/08/26  | 19512                    | 1536  | 8.5%   | 122403 | 17156  | 16.3%  | 102891 | 15620  | 17.9%  | 141915 | 18692  | 15.2%  | 104.09     | 104.04     |
| 2014/08/19  | 17976                    | 5458  | 43.6%  | 105247 | 11632  | 12.4%  | 87271  | 6174   | 7.6%   | 123223 | 17090  | 16.1%  | 102.92     | 103.95     |
| 2014/08/12  | 12518                    | 2622  | 26.5%  | 93615  | -11680 | -11.1% | 81097  | -14302 | -15.0% | 106133 | -9058  | -7.9%  | 102.25     | 102.33     |
| 2014/08/05  | 9896                     | 2068  | 26.4%  | 105295 | 24398  | 30.2%  | 95399  | 22330  | 30.6%  | 115191 | 26466  | 29.8%  | 102.62     | 102.07     |
| 2014/07/29  | 7828                     | -4151 | -34.7% | 80897  | 15002  | 22.8%  | 73069  | 19153  | 35.5%  | 88725  | 10851  | 13.9%  | 102.12     | 102.59     |
| 2014/07/22  | 11979                    | 3594  | 42.9%  | 65895  | -5438  | -7.6%  | 53916  | -9032  | -14.3% | 77874  | -1844  | -2.3%  | 101.47     | 101.83     |
| 2014/07/15  | 8385                     | -2789 | -25.0% | 71333  | -6216  | -8.0%  | 62948  | -3427  | -5.2%  | 79718  | -9005  | -10.1% | 101.68     | 101.35     |
| 2014/07/08  | 11174                    | -7565 | -40.4% | 77549  | 124    | 0.2%   | 66375  | 7689   | 13.1%  | 88723  | -7441  | -7.7%  | 101.54     | 101.32     |
| 2014/07/01  | 18739                    | 8414  | 81.5%  | 77425  | -4123  | -5.1%  | 58686  | -12537 | -17.6% | 96164  | 4291   | 4.7%   | 101.55     | 102.06     |
| 2014/06/24  | 10325                    | -7507 | -42.1% | 81548  | -4322  | -5.0%  | 71223  | 3185   | 4.7%   | 91873  | -11829 | -11.4% | 101.96     | 101.41     |
| 2014/06/17  | 17832                    | 5939  | 49.9%  | 85870  | -8185  | -8.7%  | 68038  | -14124 | -17.2% | 103702 | -2246  | -2.1%  | 102.16     | 102.07     |
| 2014/06/10  | 11893                    | -685  | -5.4%  | 94055  | 7259   | 8.4%   | 82162  | 7944   | 10.7%  | 105948 | 6574   | 6.6%   | 102.35     | 101.99     |
| 2014/06/03  | 12578                    | -4421 | -26.0% | 86796  | 10761  | 14.2%  | 74218  | 15182  | 25.7%  | 99374  | 6340   | 6.8%   | 102.53     | 102.53     |
| 2014/05/27  | 16999                    | -1682 | -9.0%  | 76035  | 3567   | 4.9%   | 59036  | 5249   | 9.8%   | 93034  | 1885   | 2.1%   | 102.02     | 101.79     |
| 2014/05/20  | 18681                    | 1210  | 6.9%   | 72468  | -9710  | -11.8% | 53787  | -10920 | -16.9% | 91149  | -8500  | -8.5%  | 101.31     | 101.97     |
| 2014/05/13  | 17471                    |       |        | 82178  |        |        | 64707  |        |        | 99649  |        |        | 102.26     | 101.54     |

JAPANESE YEN - CHICAGO MERCANTILE EXCHANGE  
FUTURES ONLY POSITIONS

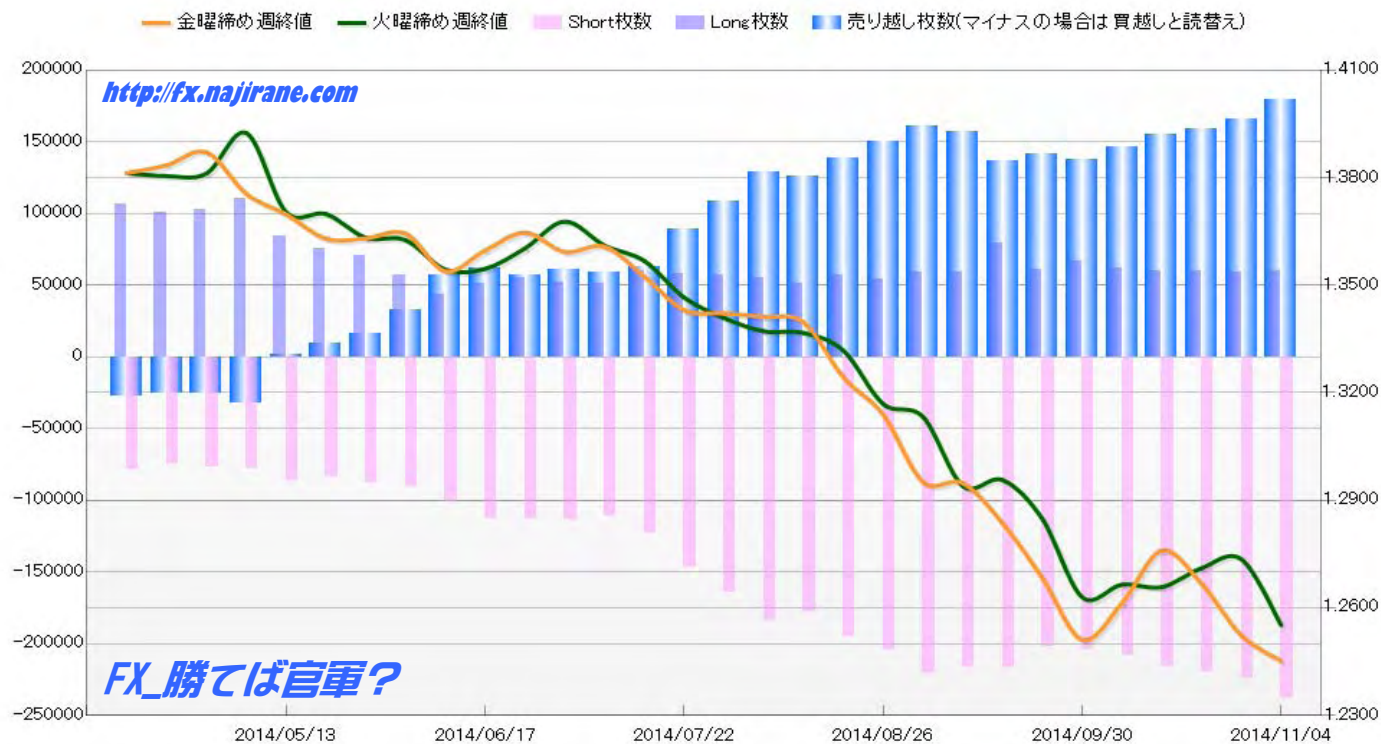
— 金曜終値 — 火曜終値 — Short枚数 — Long枚数 — 売り越し枚数(マイナスの場合は買越しと読替え)



**EURO FX - CHICAGO MERCANTILE EXCHANGE** Code-099741  
**2014/05/13 ~ 2014/11/04** 2014/11/07 NYクローズ時公表値

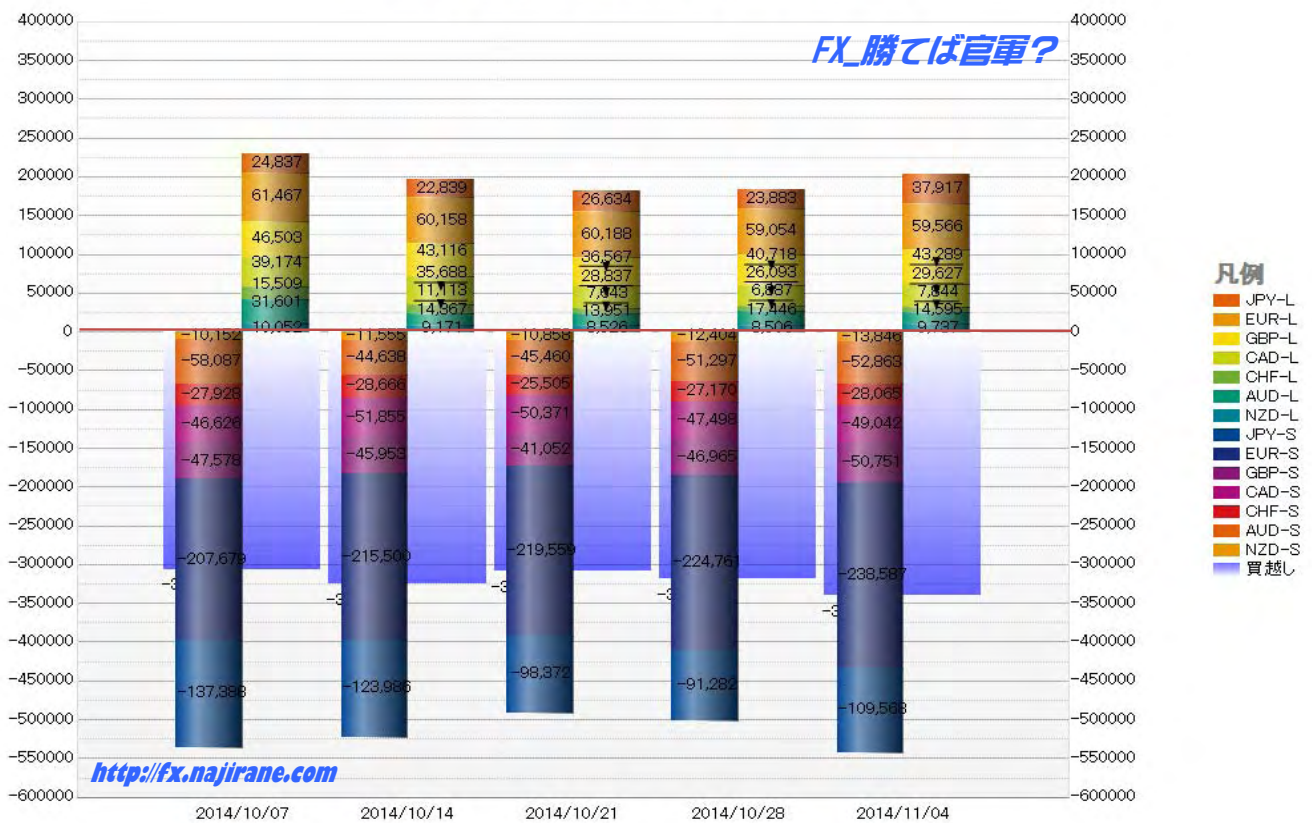
| Report_Date | Non Commercial Positions |        |        |        |        |       |        |        |        |        | 火曜日<br>引け値 | 金曜日<br>引け値 |        |        |
|-------------|--------------------------|--------|--------|--------|--------|-------|--------|--------|--------|--------|------------|------------|--------|--------|
|             | Long                     | 増減     |        | Short  | 増減     |       | 売り越し   | 増減     |        | 売買計    |            |            | 増減     |        |
| 2014/11/04  | 59566                    | 512    | 0.9%   | 238587 | 13826  | 6.2%  | 179021 | 13314  | 8.0%   | 298153 | 14338      | 5.1%       | 1.2552 | 1.2452 |
| 2014/10/28  | 59054                    | -1134  | -1.9%  | 224761 | 5202   | 2.4%  | 165707 | 6336   | 4.0%   | 283815 | 4068       | 1.5%       | 1.2736 | 1.2523 |
| 2014/10/21  | 60188                    | 30     | 0.0%   | 219559 | 4059   | 1.9%  | 159371 | 4029   | 2.6%   | 279747 | 4089       | 1.5%       | 1.2711 | 1.2667 |
| 2014/10/14  | 60158                    | -1309  | -2.1%  | 215500 | 7821   | 3.8%  | 155342 | 9130   | 6.2%   | 275658 | 6512       | 2.4%       | 1.2658 | 1.2760 |
| 2014/10/07  | 61467                    | -5563  | -8.3%  | 207679 | 3124   | 1.5%  | 146212 | 8687   | 6.3%   | 269146 | -2439      | -0.9%      | 1.2665 | 1.2613 |
| 2014/09/30  | 67030                    | 6376   | 10.5%  | 204555 | 1936   | 1.0%  | 137525 | -4440  | -3.1%  | 271585 | 8312       | 3.2%       | 1.2630 | 1.2511 |
| 2014/09/23  | 60654                    | -18898 | -23.8% | 202619 | -14082 | -6.5% | 141965 | 4816   | 3.5%   | 263273 | -32980     | -11.1%     | 1.2848 | 1.2683 |
| 2014/09/16  | 79552                    | 20176  | 34.0%  | 216701 | -180   | -0.1% | 137149 | -20356 | -12.9% | 296253 | 19996      | 7.2%       | 1.2957 | 1.2836 |
| 2014/09/09  | 59376                    | -22    | 0.0%   | 216881 | -3940  | -1.8% | 157505 | -3918  | -2.4%  | 276257 | -3962      | -1.4%      | 1.2940 | 1.2948 |
| 2014/09/02  | 59398                    | 5409   | 10.0%  | 220821 | 16175  | 7.9%  | 161423 | 10766  | 7.1%   | 280219 | 21584      | 8.3%       | 1.3133 | 1.2951 |
| 2014/08/26  | 53989                    | -2785  | -4.9%  | 204646 | 9047   | 4.6%  | 150657 | 11832  | 8.5%   | 258635 | 6262       | 2.5%       | 1.3169 | 1.3139 |
| 2014/08/19  | 56774                    | 5178   | 10.0%  | 195599 | 17986  | 10.1% | 138825 | 12808  | 10.2%  | 252373 | 23164      | 10.1%      | 1.3318 | 1.3243 |
| 2014/08/12  | 51596                    | -3583  | -6.5%  | 177613 | -6313  | -3.4% | 126017 | -2730  | -2.1%  | 229209 | -9896      | -4.1%      | 1.3367 | 1.3397 |
| 2014/08/05  | 55179                    | -1383  | -2.4%  | 183926 | 19289  | 11.7% | 128747 | 20672  | 19.1%  | 239105 | 17906      | 8.1%       | 1.3372 | 1.3412 |
| 2014/07/29  | 56562                    | -1580  | -2.7%  | 164637 | 17672  | 12.0% | 108075 | 19252  | 21.7%  | 221199 | 16092      | 7.8%       | 1.3409 | 1.3422 |
| 2014/07/22  | 58142                    | -1364  | -2.3%  | 146965 | 24613  | 20.1% | 88823  | 25977  | 41.3%  | 205107 | 23249      | 12.8%      | 1.3466 | 1.3431 |
| 2014/07/15  | 59506                    | 7911   | 15.3%  | 122352 | 11492  | 10.4% | 62846  | 3581   | 6.0%   | 181858 | 19403      | 11.9%      | 1.3568 | 1.3524 |
| 2014/07/08  | 51595                    | -1070  | -2.0%  | 110860 | -2581  | -2.3% | 59265  | -1511  | -2.5%  | 162455 | -3651      | -2.2%      | 1.3611 | 1.3608 |
| 2014/07/01  | 52665                    | -2397  | -4.4%  | 113441 | 876    | 0.8%  | 60776  | 3273   | 5.7%   | 166106 | -1521      | -0.9%      | 1.3678 | 1.3593 |
| 2014/06/24  | 55062                    | 3657   | 7.1%   | 112565 | -675   | -0.6% | 57503  | -4332  | -7.0%  | 167627 | 2982       | 1.8%       | 1.3603 | 1.3647 |
| 2014/06/17  | 51405                    | 7666   | 17.5%  | 113240 | 12316  | 12.2% | 61835  | 4650   | 8.1%   | 164645 | 19982      | 13.8%      | 1.3546 | 1.3597 |
| 2014/06/10  | 43739                    | -13370 | -23.4% | 100924 | 10790  | 12.0% | 57185  | 24160  | 73.2%  | 144663 | -2580      | -1.8%      | 1.3544 | 1.3539 |
| 2014/06/03  | 57109                    | -13644 | -19.3% | 90134  | 2748   | 3.1%  | 33025  | 16392  | 98.6%  | 147243 | -10896     | -6.9%      | 1.3626 | 1.3644 |
| 2014/05/27  | 70753                    | -4260  | -5.7%  | 87386  | 3153   | 3.7%  | 16633  | 7413   | 80.4%  | 158139 | -1107      | -0.7%      | 1.3633 | 1.3631 |
| 2014/05/20  | 75013                    | -9370  | -11.1% | 84233  | -2325  | -2.7% | 9220   | 7045   | 323.9% | 159246 | -11695     | -6.8%      | 1.3699 | 1.3630 |
| 2014/05/13  | 84383                    |        |        | 86558  |        |       | 2175   |        |        | 170941 |            |            | 1.3704 | 1.3698 |

**EURO FX - CHICAGO MERCANTILE EXCHANGE  
FUTURES ONLY POSITIONS**



|                 | 2014/10/07   |        |        | 2014/10/14 |         |          | 2014/10/21 |         |         | 2014/10/28 |        |        | 2014/11/04 |        |        |
|-----------------|--------------|--------|--------|------------|---------|----------|------------|---------|---------|------------|--------|--------|------------|--------|--------|
|                 | Long         | Short  | 売り越し   | Long       | Short   | 売り越し     | Long       | Short   | 売り越し    | Long       | Short  | 売り越し   | Long       | Short  | 売り越し   |
| JPY             | 24837        | 137388 | 112551 | 22839      | 123986  | 101147   | 26634      | 98372   | 71738   | 23883      | 91282  | 67399  | 37917      | 109568 | 71651  |
|                 | 前週比 枚数増減 (枚) |        |        | -1998      | -13402  | -11404   | 3795       | -25614  | -29409  | -2751      | -7090  | -4339  | 14034      | 18286  | 4252   |
|                 | 前週比 枚数増減 (%) |        |        | -8.04%     | -9.75%  | -10.13%  | 16.62%     | -20.66% | -29.08% | -10.33%    | -7.21% | -6.05% | 58.76%     | 20.03% | 6.31%  |
| EUR             | 61467        | 207679 | 146212 | 60158      | 215500  | 155342   | 60188      | 219559  | 159371  | 59054      | 224761 | 165707 | 59566      | 238587 | 179021 |
|                 | 前週比 枚数増減 (枚) |        |        | -1309      | 7821    | 9130     | 30         | 4059    | 4029    | -1134      | 5202   | 6336   | 512        | 13826  | 13314  |
|                 | 前週比 枚数増減 (%) |        |        | -2.13%     | 3.77%   | 6.24%    | 0.05%      | 1.88%   | 2.59%   | -1.88%     | 2.37%  | 3.98%  | 0.87%      | 6.15%  | 8.03%  |
| GBP             | 46503        | 47578  | 1075   | 43116      | 45953   | 2837     | 36567      | 41052   | 4485    | 40718      | 46965  | 6247   | 43289      | 50751  | 7462   |
|                 | 前週比 枚数増減 (枚) |        |        | -3387      | -1625   | 1762     | -6549      | -4901   | 1648    | 4151       | 5913   | 1762   | 2571       | 3786   | 1215   |
|                 | 前週比 枚数増減 (%) |        |        | -7.28%     | -3.42%  | 163.91%  | -15.19%    | -10.67% | 58.09%  | 11.35%     | 14.40% | 39.29% | 6.31%      | 8.06%  | 19.45% |
| AUD             | 31601        | 58087  | 26486  | 14367      | 44638   | 30271    | 13951      | 45460   | 31509   | 17446      | 51297  | 33851  | 14595      | 52863  | 38268  |
|                 | 前週比 枚数増減 (枚) |        |        | -17234     | -13449  | 3785     | -416       | 822     | 1238    | 3495       | 5837   | 2342   | -2851      | 1566   | 4417   |
|                 | 前週比 枚数増減 (%) |        |        | -54.54%    | -23.15% | 14.29%   | -2.90%     | 1.84%   | 4.09%   | 25.05%     | 12.84% | 7.43%  | -16.34%    | 3.05%  | 13.05% |
| CAD             | 39174        | 46626  | 7452   | 35688      | 51855   | 16167    | 28837      | 50371   | 21534   | 26093      | 47498  | 21405  | 29627      | 49042  | 19415  |
|                 | 前週比 枚数増減 (枚) |        |        | -3486      | 5229    | 8715     | -6851      | -1484   | 5367    | -2744      | -2873  | -129   | 3534       | 1544   | -1990  |
|                 | 前週比 枚数増減 (%) |        |        | -8.90%     | 11.21%  | 116.95%  | -19.20%    | -2.86%  | 33.20%  | -9.52%     | -5.70% | -0.60% | 13.54%     | 3.25%  | -9.30% |
| CHF             | 15509        | 27928  | 12419  | 11113      | 28666   | 17553    | 7643       | 25505   | 17862   | 6887       | 27170  | 20283  | 7844       | 28065  | 20221  |
|                 | 前週比 枚数増減 (枚) |        |        | -4396      | 738     | 5134     | -3470      | -3161   | 309     | -756       | 1665   | 2421   | 957        | 895    | -62    |
|                 | 前週比 枚数増減 (%) |        |        | -28.34%    | 2.64%   | 41.34%   | -31.22%    | -11.03% | 1.76%   | -9.89%     | 6.53%  | 13.55% | 13.90%     | 3.29%  | -0.31% |
| NZD             | 10052        | 10152  | 100    | 9171       | 11555   | 2384     | 8526       | 10858   | 2332    | 8506       | 12404  | 3898   | 9737       | 13846  | 4109   |
|                 | 前週比 枚数増減 (枚) |        |        | -881       | 1403    | 2284     | -645       | -697    | -52     | -20        | 1546   | 1566   | 1231       | 1442   | 211    |
|                 | 前週比 枚数増減 (%) |        |        | -8.76%     | 13.82%  | 2284.00% | -7.03%     | -6.03%  | -2.18%  | -0.23%     | 14.24% | 67.15% | 14.47%     | 11.63% | 5.41%  |
| MXN             | 43781        | 51364  | 7583   | 39798      | 45561   | 5763     | 30087      | 51211   | 21124   | 26832      | 53675  | 26843  | 30218      | 56808  | 26590  |
|                 | 前週比 枚数増減 (枚) |        |        | -3983      | -5803   | -1820    | -9711      | 5650    | 15361   | -3255      | 2464   | 5719   | 3386       | 3133   | -253   |
|                 | 前週比 枚数増減 (%) |        |        | -9.10%     | -11.30% | -24.00%  | -24.40%    | 12.40%  | 266.55% | -10.82%    | 4.81%  | 27.07% | 12.62%     | 5.84%  | -0.94% |
| Total All 8     | 272924       | 586802 | 313878 | 236250     | 567714  | 331464   | 212433     | 542388  | 329955  | 209419     | 555052 | 345633 | 232793     | 599530 | 366737 |
|                 | 前週比 枚数増減 (枚) |        |        | -36674     | -19088  | 17586    | -23817     | -25326  | -1509   | -3014      | 12664  | 15678  | 23374      | 44478  | 21104  |
|                 | 前週比 枚数増減 (%) |        |        | -13.44%    | -3.25%  | 5.60%    | -10.08%    | -4.46%  | -0.46%  | -1.42%     | 2.33%  | 4.75%  | 11.16%     | 8.01%  | 6.11%  |
| Total 7 (MXN除く) | 229143       | 535438 | 306295 | 196452     | 522153  | 325701   | 182346     | 491177  | 308831  | 182587     | 501377 | 318790 | 202575     | 542722 | 340147 |
|                 | 前週比 枚数増減 (枚) |        |        | -32691     | -13285  | 19406    | -14106     | -30976  | -16870  | 241        | 10200  | 9959   | 19988      | 41345  | 21357  |
|                 | 前週比 枚数増減 (%) |        |        | -14.3%     | -2.5%   | 6.3%     | -7.2%      | -5.9%   | -5.2%   | 0.1%       | 2.1%   | 3.2%   | 10.9%      | 8.2%   | 6.7%   |

### 直近5週 CFTC IMM主要7通貨の構成

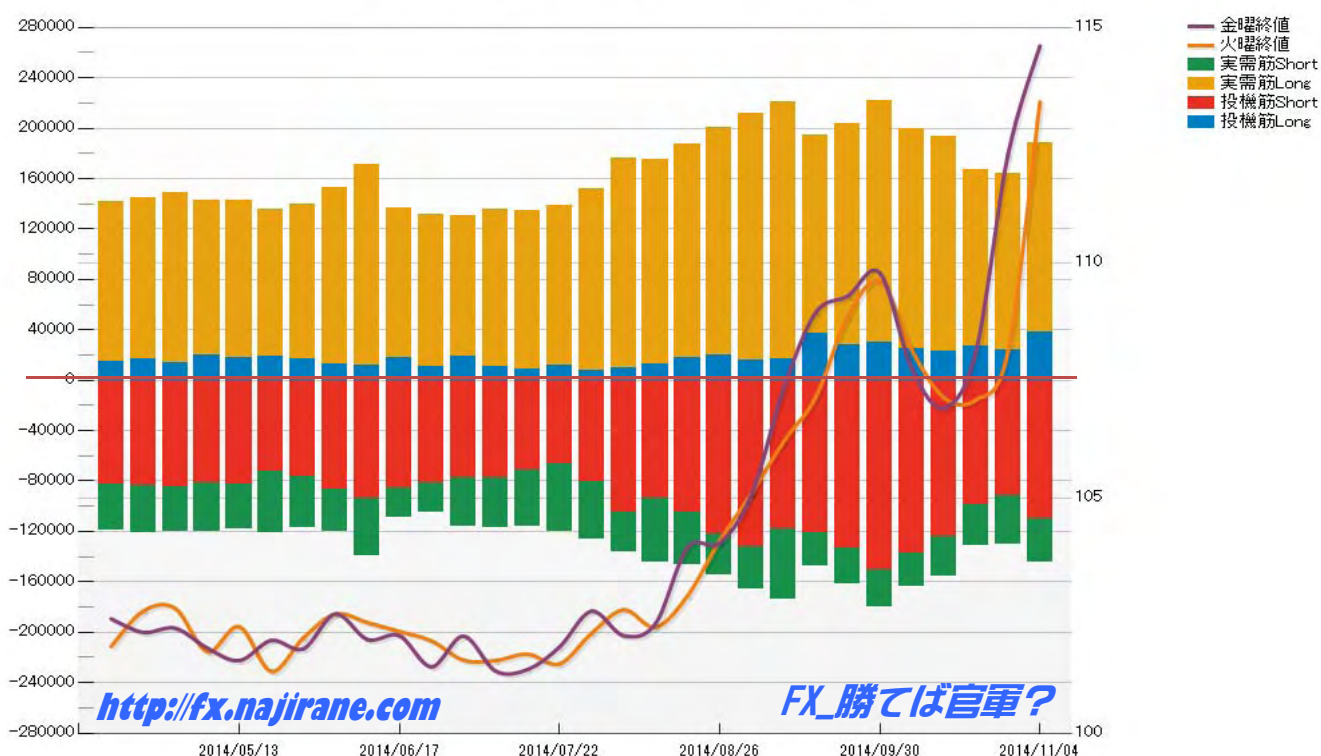


**JAPANESE YEN – CHICAGO MERCANTILE EXCHANGE  
FUTURES ONLY POSITIONS**

**Code-097741  
2014/11/07 公表値**

| Date       | 投機筋集計 |        |        |        | 実需筋集計  |       |         |        | 投機筋+実需筋合計 |        |        |        | ドル円終値  |        |
|------------|-------|--------|--------|--------|--------|-------|---------|--------|-----------|--------|--------|--------|--------|--------|
|            | 円買い   | 円売り    | 売り越し   | 売買計    | 円買い    | 円売り   | 売り越し    | 売買計    | 円買い       | 円売り    | 売り越し   | 売買計    | 火曜締め   | 金曜締め   |
| 2014/11/04 | 37917 | 109568 | 71651  | 147485 | 150672 | 34836 | -115836 | 185508 | 188589    | 144404 | -44185 | 332993 | 113.42 | 114.61 |
| 2014/10/28 | 23883 | 91282  | 67399  | 115165 | 139790 | 38583 | -101207 | 178373 | 163673    | 129865 | -33808 | 293538 | 108.10 | 112.29 |
| 2014/10/21 | 26634 | 98372  | 71738  | 125006 | 140081 | 33149 | -106932 | 173230 | 166715    | 131521 | -35194 | 298236 | 107.08 | 108.11 |
| 2014/10/14 | 22839 | 123986 | 101147 | 146825 | 170600 | 31438 | -139162 | 202038 | 193439    | 155424 | -38015 | 348863 | 107.13 | 106.91 |
| 2014/10/07 | 24837 | 137388 | 112551 | 162225 | 174647 | 26205 | -148442 | 200852 | 199484    | 163593 | -35891 | 363077 | 108.14 | 107.74 |
| 2014/09/30 | 29910 | 150788 | 120878 | 180698 | 192095 | 29618 | -162477 | 221713 | 222005    | 180406 | -41599 | 402411 | 109.60 | 109.78 |
| 2014/09/23 | 28391 | 133813 | 105422 | 162204 | 174766 | 27983 | -146783 | 202749 | 203157    | 161796 | -41361 | 364953 | 108.86 | 109.29 |
| 2014/09/16 | 37617 | 120799 | 83182  | 158416 | 157321 | 27095 | -130226 | 184416 | 194938    | 147894 | -47044 | 342832 | 107.14 | 108.94 |
| 2014/09/09 | 17280 | 117953 | 100673 | 135233 | 203368 | 56189 | -147179 | 259557 | 220648    | 174142 | -46506 | 394790 | 106.20 | 107.33 |
| 2014/09/02 | 15485 | 132793 | 117308 | 148278 | 196512 | 33081 | -163431 | 229593 | 211997    | 165874 | -46123 | 377871 | 105.10 | 105.08 |
| 2014/08/26 | 19512 | 122403 | 102891 | 141915 | 181291 | 32177 | -149114 | 213468 | 200803    | 154580 | -46223 | 355383 | 104.09 | 104.04 |
| 2014/08/19 | 17976 | 105247 | 87271  | 123223 | 169000 | 41658 | -127342 | 210658 | 186976    | 146905 | -40071 | 333881 | 102.92 | 103.95 |
| 2014/08/12 | 12518 | 93615  | 81097  | 106133 | 162443 | 50515 | -111928 | 212958 | 174961    | 144130 | -30831 | 319091 | 102.25 | 102.33 |
| 2014/08/05 | 9896  | 105295 | 95399  | 115191 | 165996 | 31496 | -134500 | 197492 | 175892    | 136791 | -39101 | 312683 | 102.62 | 102.07 |
| 2014/07/29 | 7828  | 80897  | 73069  | 88725  | 144166 | 45367 | -98799  | 189533 | 151994    | 126264 | -25730 | 278258 | 102.12 | 102.59 |
| 2014/07/22 | 11979 | 65895  | 53916  | 77874  | 126976 | 53840 | -73136  | 180816 | 138955    | 119735 | -19220 | 258690 | 101.47 | 101.83 |
| 2014/07/15 | 8385  | 71333  | 62948  | 79718  | 126301 | 44365 | -81936  | 170666 | 134686    | 115698 | -18988 | 250384 | 101.68 | 101.35 |
| 2014/07/08 | 11174 | 77549  | 66375  | 88723  | 123987 | 39057 | -84930  | 163044 | 135161    | 116606 | -18555 | 251767 | 101.54 | 101.32 |
| 2014/07/01 | 18739 | 77425  | 58686  | 96164  | 111566 | 38203 | -73363  | 149769 | 130305    | 115628 | -14677 | 245933 | 101.55 | 102.06 |
| 2014/06/24 | 10325 | 81548  | 71223  | 91873  | 120767 | 23589 | -97178  | 144356 | 131092    | 105137 | -25955 | 236229 | 101.96 | 101.41 |
| 2014/06/17 | 17832 | 85870  | 68038  | 103702 | 118464 | 22791 | -95673  | 141255 | 136296    | 108661 | -27635 | 244957 | 102.16 | 102.07 |
| 2014/06/10 | 11893 | 94055  | 82162  | 105948 | 159506 | 45432 | -114074 | 204938 | 171399    | 139487 | -31912 | 310886 | 102.35 | 101.99 |
| 2014/06/03 | 12578 | 86796  | 74218  | 99374  | 140423 | 32870 | -107553 | 173293 | 153001    | 119666 | -33335 | 272667 | 102.53 | 102.53 |
| 2014/05/27 | 16999 | 76035  | 59036  | 93034  | 122450 | 41476 | -80974  | 163926 | 139449    | 117511 | -21938 | 256960 | 102.02 | 101.79 |
| 2014/05/20 | 18681 | 72468  | 53787  | 91149  | 117310 | 48851 | -68459  | 166161 | 135991    | 121319 | -14672 | 257310 | 101.31 | 101.97 |
| 2014/05/13 | 17471 | 82178  | 64707  | 99649  | 125523 | 35537 | -89986  | 161060 | 142994    | 117715 | -25279 | 260709 | 102.26 | 101.54 |
| 2014/05/06 | 20381 | 81109  | 60728  | 101490 | 121860 | 38948 | -82912  | 160808 | 142241    | 120057 | -22184 | 262298 | 101.73 | 101.81 |
| 2014/04/29 | 13846 | 84198  | 70352  | 98044  | 134782 | 36404 | -98378  | 171186 | 148628    | 120602 | -28026 | 269230 | 102.65 | 102.23 |
| 2014/04/22 | 16564 | 83807  | 67243  | 100371 | 128226 | 36851 | -91375  | 165077 | 144790    | 120658 | -24132 | 265448 | 102.59 | 102.14 |
| 2014/04/15 | 14351 | 83067  | 68716  | 97418  | 126913 | 36170 | -90743  | 163083 | 141264    | 119237 | -22027 | 260501 | 101.84 | 102.43 |

**JAPANESE YEN - CHICAGO MERCANTILE EXCHANGE  
FUTURES ONLY POSITIONS Code-097741**



**EURO FX - CHICAGO MERCANTILE EXCHANGE  
FUTURES ONLY POSITIONS**

**Code-099741  
2014/11/07 公表値**

| Date       | 投機筋集計  |        |        |        | 実需筋集計  |        |         |        | 投機筋+実需筋合計 |        |        |        | ユーロドル終値 |        |
|------------|--------|--------|--------|--------|--------|--------|---------|--------|-----------|--------|--------|--------|---------|--------|
|            | EUR買い  | EUR売り  | 売り越し   | 売買計    | EUR買い  | EUR売り  | 売り越し    | 売買計    | EUR買い     | EUR売り  | 売り越し   | 売買計    | 火曜締め    | 金曜締め   |
| 2014/11/04 | 59566  | 238587 | 179021 | 298153 | 367033 | 129740 | -237293 | 496773 | 426599    | 368327 | -58272 | 794926 | 1.2552  | 1.2452 |
| 2014/10/28 | 59054  | 224761 | 165707 | 283815 | 343150 | 130765 | -212385 | 473915 | 402204    | 355526 | -46678 | 757730 | 1.2736  | 1.2523 |
| 2014/10/21 | 60188  | 219559 | 159371 | 279747 | 340562 | 132521 | -208041 | 473083 | 400750    | 352080 | -48670 | 752830 | 1.2711  | 1.2667 |
| 2014/10/14 | 60158  | 215500 | 155342 | 275658 | 337436 | 132670 | -204766 | 470106 | 397594    | 348170 | -49424 | 745764 | 1.2658  | 1.2760 |
| 2014/10/07 | 61467  | 207679 | 146212 | 269146 | 324023 | 124709 | -199314 | 448732 | 385490    | 332388 | -53102 | 717878 | 1.2665  | 1.2613 |
| 2014/09/30 | 67030  | 204555 | 137525 | 271585 | 302134 | 114913 | -187221 | 417047 | 369164    | 319468 | -49696 | 688632 | 1.2630  | 1.2511 |
| 2014/09/23 | 60654  | 202619 | 141965 | 263273 | 297160 | 106324 | -190836 | 403484 | 357814    | 308943 | -48871 | 666757 | 1.2848  | 1.2683 |
| 2014/09/16 | 79552  | 216701 | 137149 | 296253 | 283275 | 94029  | -189246 | 377304 | 362827    | 310730 | -52097 | 673557 | 1.2957  | 1.2836 |
| 2014/09/09 | 59376  | 216881 | 157505 | 276257 | 342823 | 133916 | -208907 | 476739 | 402199    | 350797 | -51402 | 752996 | 1.2940  | 1.2948 |
| 2014/09/02 | 59398  | 220821 | 161423 | 280219 | 317713 | 108749 | -208964 | 426462 | 377111    | 329570 | -47541 | 706681 | 1.3133  | 1.2951 |
| 2014/08/26 | 53989  | 204646 | 150657 | 258635 | 306073 | 109975 | -196098 | 416048 | 360062    | 314621 | -45441 | 674683 | 1.3169  | 1.3139 |
| 2014/08/19 | 56774  | 195599 | 138825 | 252373 | 299068 | 109422 | -189646 | 408490 | 355842    | 305021 | -50821 | 660863 | 1.3318  | 1.3243 |
| 2014/08/12 | 51596  | 177613 | 126017 | 229209 | 282707 | 107353 | -175354 | 390060 | 334303    | 284966 | -49337 | 619269 | 1.3367  | 1.3397 |
| 2014/08/05 | 55179  | 183926 | 128747 | 239105 | 283373 | 104329 | -179044 | 387702 | 338552    | 288255 | -50297 | 626807 | 1.3372  | 1.3412 |
| 2014/07/29 | 56562  | 164637 | 108075 | 221199 | 259960 | 104377 | -155583 | 364337 | 316522    | 269014 | -47508 | 585536 | 1.3409  | 1.3422 |
| 2014/07/22 | 58142  | 146965 | 88823  | 205107 | 239961 | 108966 | -130995 | 348927 | 298103    | 255931 | -42172 | 554034 | 1.3466  | 1.3431 |
| 2014/07/15 | 59506  | 122352 | 62846  | 181858 | 212426 | 109017 | -103409 | 321443 | 271932    | 231369 | -40563 | 503301 | 1.3568  | 1.3524 |
| 2014/07/08 | 51595  | 110860 | 59265  | 162455 | 204115 | 107205 | -96910  | 311320 | 255710    | 218065 | -37645 | 473775 | 1.3611  | 1.3608 |
| 2014/07/01 | 52665  | 113441 | 60776  | 166106 | 196567 | 105198 | -91369  | 301765 | 249232    | 218639 | -30593 | 467871 | 1.3678  | 1.3593 |
| 2014/06/24 | 55062  | 112565 | 57503  | 167627 | 197697 | 107032 | -90665  | 304729 | 252759    | 219597 | -33162 | 472356 | 1.3603  | 1.3647 |
| 2014/06/17 | 51405  | 113240 | 61835  | 164645 | 196143 | 103622 | -92521  | 299765 | 247548    | 216862 | -30686 | 464410 | 1.3546  | 1.3597 |
| 2014/06/10 | 43739  | 100924 | 57185  | 144663 | 224523 | 136545 | -87978  | 361068 | 268262    | 237469 | -30793 | 505731 | 1.3544  | 1.3539 |
| 2014/06/03 | 57109  | 90134  | 33025  | 147243 | 177505 | 116655 | -60850  | 294160 | 234614    | 206789 | -27825 | 441403 | 1.3626  | 1.3644 |
| 2014/05/27 | 70753  | 87386  | 16633  | 158139 | 157716 | 116315 | -41401  | 274031 | 228469    | 203701 | -24768 | 432170 | 1.3633  | 1.3631 |
| 2014/05/20 | 75013  | 84233  | 9220   | 159246 | 145672 | 114357 | -31315  | 260029 | 220685    | 198590 | -22095 | 419275 | 1.3699  | 1.3630 |
| 2014/05/13 | 84383  | 86558  | 2175   | 170941 | 131899 | 112028 | -19871  | 243927 | 216282    | 198586 | -17696 | 414868 | 1.3704  | 1.3698 |
| 2014/05/06 | 110673 | 78122  | -32551 | 188795 | 108249 | 123865 | 15616   | 232114 | 218922    | 201987 | -16935 | 420909 | 1.3925  | 1.3755 |
| 2014/04/29 | 102285 | 76551  | -25734 | 178836 | 118635 | 124082 | 5447    | 242717 | 220920    | 200633 | -20287 | 421553 | 1.3812  | 1.3871 |
| 2014/04/22 | 101204 | 75430  | -25774 | 176634 | 116984 | 123395 | 6411    | 240379 | 218188    | 198825 | -19363 | 417013 | 1.3805  | 1.3835 |
| 2014/04/15 | 106252 | 78564  | -27688 | 184816 | 116428 | 125819 | 9391    | 242247 | 222680    | 204383 | -18297 | 427063 | 1.3813  | 1.3813 |

**EURO FX - CHICAGO MERCANTILE EXCHANGE  
FUTURES ONLY POSITIONS Code-099741**

