

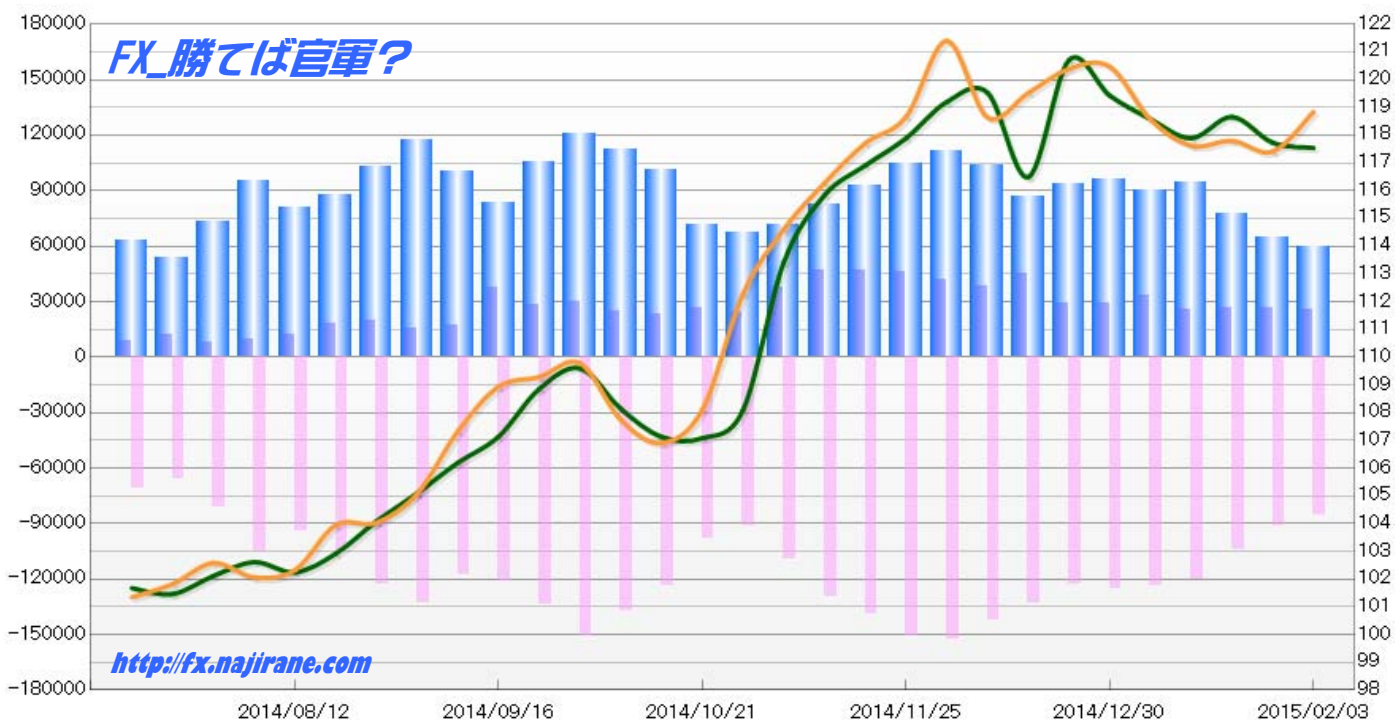
JAPANESE YEN - CHICAGO MERCANTILE EXCHANGE
2014/08/12 ~ 2015/02/03

Code-097741
2015/02/06 NYクローズ時公表値

| Report_Date | Non Commercial Positions | | | | | | | | | | | | 火曜日 引け値 | 金曜日 引け値 |
|-------------|--------------------------|--------|--------|--------|--------|--------|--------|--------|--------|--------|--------|--------|------------|------------|
| | Long | 増減 | 増減(%) | Short | 増減 | 増減(%) | 売り越し | 増減 | 増減(%) | 売買計 | 増減 | 増減(%) | | |
| 2015/02/03 | 25586 | -940 | -3.5% | 85157 | -6027 | -6.6% | 59571 | -5087 | -7.9% | 110743 | -6967 | -5.9% | 117.54 | 118.84 |
| 2015/01/27 | 26526 | 1 | 0.0% | 91184 | -13227 | -12.7% | 64658 | -13228 | -17.0% | 117710 | -13226 | -10.1% | 117.73 | 117.41 |
| 2015/01/20 | 26525 | 653 | 2.5% | 104411 | -16086 | -13.3% | 77886 | -16739 | -17.7% | 130936 | -15433 | -10.5% | 118.66 | 117.80 |
| 2015/01/13 | 25872 | -7288 | -22.0% | 120497 | -2746 | -2.2% | 94625 | 4542 | 5.0% | 146369 | -10034 | -6.4% | 117.89 | 117.62 |
| 2015/01/06 | 33160 | 4324 | 15.0% | 123243 | -1912 | -1.5% | 90083 | -6236 | -6.5% | 156403 | 2412 | 1.6% | 118.58 | 118.56 |
| 2014/12/30 | 28836 | -185 | -0.6% | 125155 | 2392 | 1.9% | 96319 | 2577 | 2.7% | 153991 | 2207 | 1.5% | 119.43 | 120.47 |
| 2014/12/23 | 29021 | -16631 | -36.4% | 122763 | -9816 | -7.4% | 93742 | 6815 | 7.8% | 151784 | -26447 | -14.8% | 120.71 | 120.39 |
| 2014/12/16 | 45652 | 7585 | 19.9% | 132579 | -9624 | -6.8% | 86927 | -17209 | -16.5% | 178231 | -2039 | -1.1% | 116.49 | 119.52 |
| 2014/12/09 | 38067 | -3463 | -8.3% | 142203 | -10487 | -6.9% | 104136 | -7024 | -6.3% | 180270 | -13950 | -7.2% | 119.53 | 118.64 |
| 2014/12/02 | 41530 | -4774 | -10.3% | 152690 | 2006 | 1.3% | 111160 | 6780 | 6.5% | 194220 | -2768 | -1.4% | 119.20 | 121.40 |
| 2014/11/25 | 46304 | -308 | -0.7% | 150684 | 11618 | 8.4% | 104380 | 11926 | 12.9% | 196988 | 11310 | 6.1% | 117.89 | 118.66 |
| 2014/11/18 | 46612 | -659 | -1.4% | 139066 | 9232 | 7.1% | 92454 | 9891 | 12.0% | 185678 | 8573 | 4.8% | 116.91 | 117.71 |
| 2014/11/11 | 47271 | 9354 | 24.7% | 129834 | 20266 | 18.5% | 82563 | 10912 | 15.2% | 177105 | 29620 | 20.1% | 115.84 | 116.28 |
| 2014/11/04 | 37917 | 14034 | 58.8% | 109568 | 18286 | 20.0% | 71651 | 4252 | 6.3% | 147485 | 32320 | 28.1% | 113.42 | 114.61 |
| 2014/10/28 | 23883 | -2751 | -10.3% | 91282 | -7090 | -7.2% | 67399 | -4339 | -6.0% | 115165 | -9841 | -7.9% | 108.10 | 112.29 |
| 2014/10/21 | 26634 | 3795 | 16.6% | 98372 | -25614 | -20.7% | 71738 | -29409 | -29.1% | 125006 | -21819 | -14.9% | 107.08 | 108.11 |
| 2014/10/14 | 22839 | -1998 | -8.0% | 123986 | -13402 | -9.8% | 101147 | -11404 | -10.1% | 146825 | -15400 | -9.5% | 107.13 | 106.91 |
| 2014/10/07 | 24837 | -5073 | -17.0% | 137388 | -13400 | -8.9% | 112551 | -8327 | -6.9% | 162225 | -18473 | -10.2% | 108.14 | 107.74 |
| 2014/09/30 | 29910 | 1519 | 5.4% | 150788 | 16975 | 12.7% | 120878 | 15456 | 14.7% | 180698 | 18494 | 11.4% | 109.60 | 109.78 |
| 2014/09/23 | 28391 | -9226 | -24.5% | 133813 | 13014 | 10.8% | 105422 | 22240 | 26.7% | 162204 | 3788 | 2.4% | 108.86 | 109.29 |
| 2014/09/16 | 37617 | 20337 | 117.7% | 120799 | 2846 | 2.4% | 83182 | -17491 | -17.4% | 158416 | 23183 | 17.1% | 107.14 | 108.94 |
| 2014/09/09 | 17280 | 1795 | 11.6% | 117953 | -14840 | -11.2% | 100673 | -16635 | -14.2% | 135233 | -13045 | -8.8% | 106.20 | 107.33 |
| 2014/09/02 | 15485 | -4027 | -20.6% | 132793 | 10390 | 8.5% | 117308 | 14417 | 14.0% | 148278 | 6363 | 4.5% | 105.10 | 105.08 |
| 2014/08/26 | 19512 | 1536 | 8.5% | 122403 | 17156 | 16.3% | 102891 | 15620 | 17.9% | 141915 | 18692 | 15.2% | 104.09 | 104.04 |
| 2014/08/19 | 17976 | 5458 | 43.6% | 105247 | 11632 | 12.4% | 87271 | 6174 | 7.6% | 123223 | 17090 | 16.1% | 102.92 | 103.95 |
| 2014/08/12 | 12518 | | | 93615 | | | 81097 | | | 106133 | | | 102.25 | 102.33 |

JAPANESE YEN - CHICAGO MERCANTILE EXCHANGE
FUTURES ONLY POSITIONS

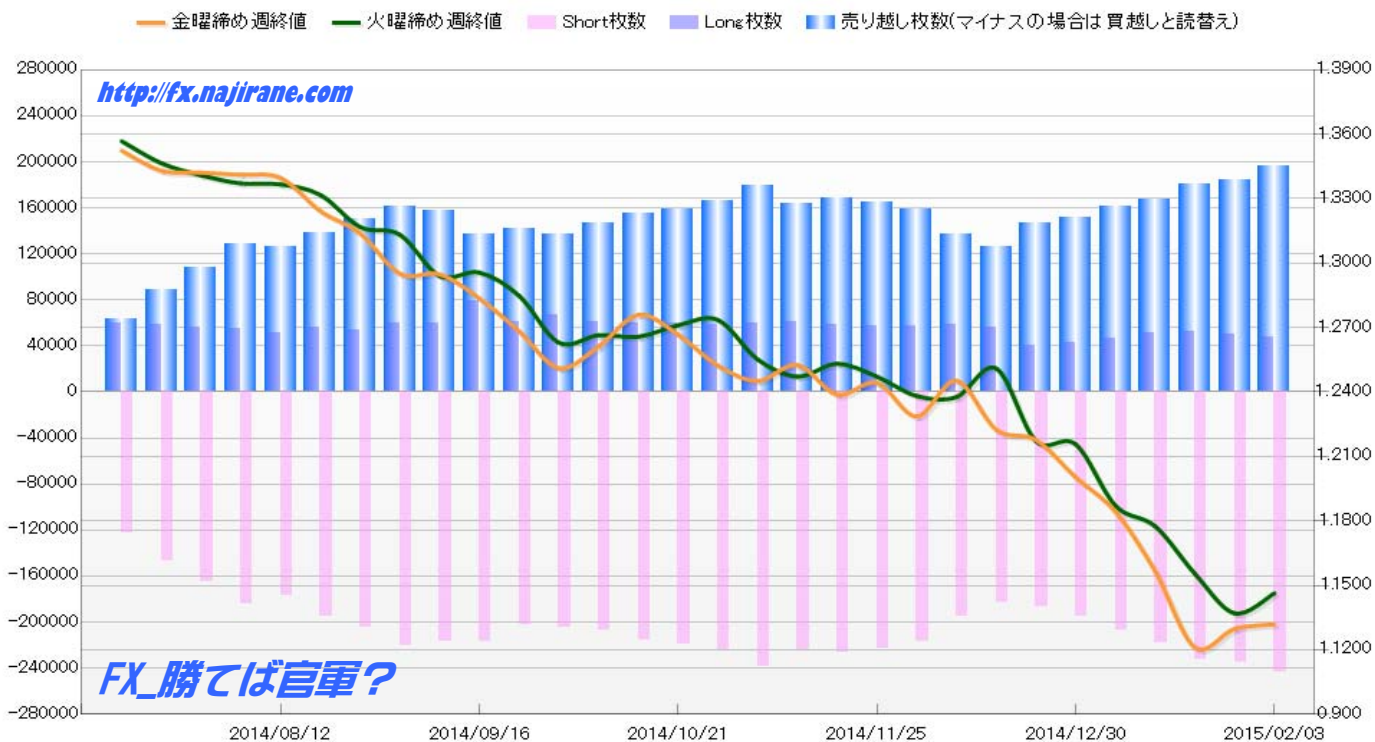
— 金曜終値 — 火曜終値 — Short枚数 — Long枚数 — 売り越し枚数(マイナスの場合は買越しと読替え)



EURO FX - CHICAGO MERCANTILE EXCHANGE Code-099741
2014/08/12 ~ 2015/02/03 2015/02/06 NYクローズ時公表値

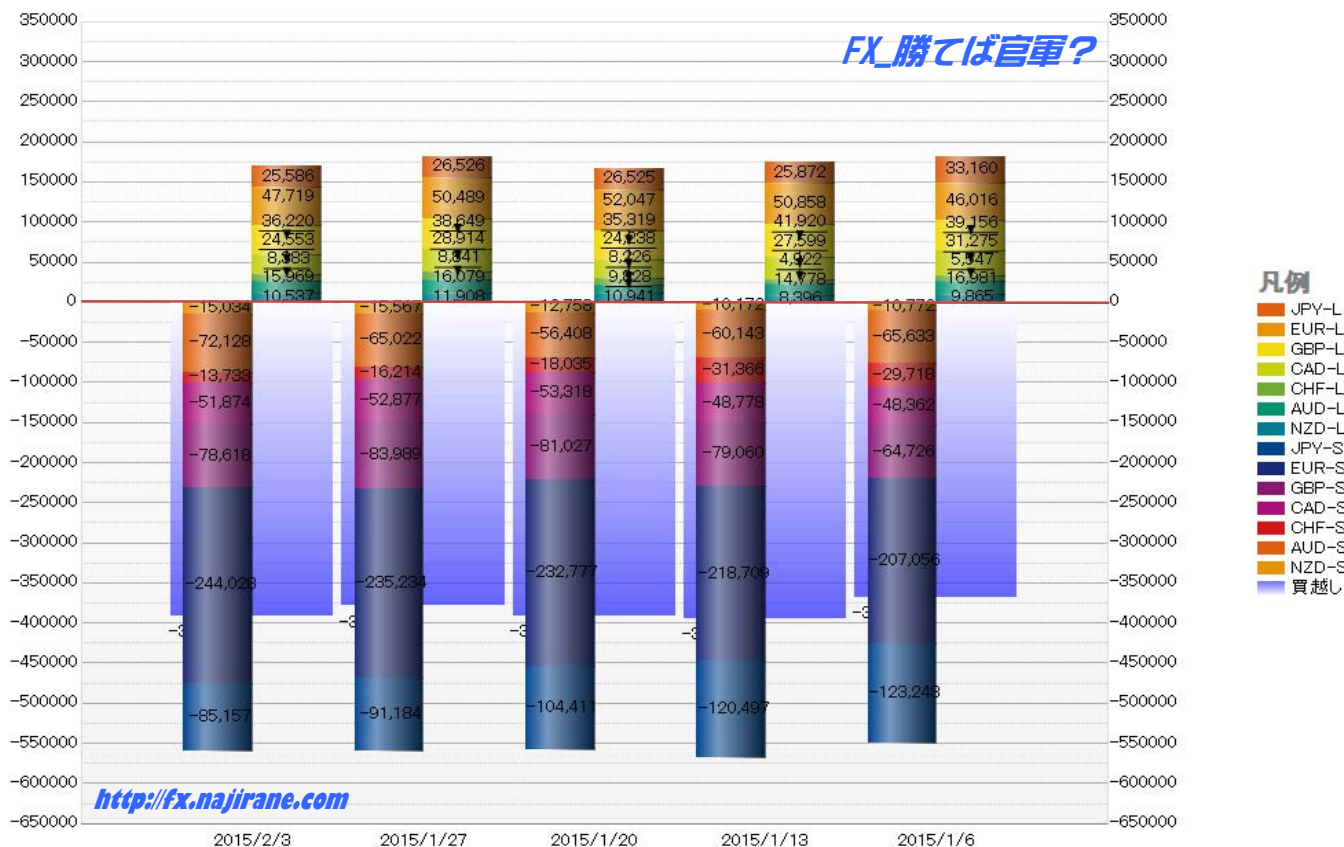
| Report_Date | Non Commercial Positions | | | | | | | | | | | 火曜日 引け値 | 金曜日 引け値 | |
|-------------|--------------------------|--------|--------|--------|--------|-------|--------|--------|--------|--------|--------|------------|------------|--------|
| | Long | 増減 | | Short | 増減 | | 売り越し | 増減 | | 売買計 | 増減 | | | |
| 2015/02/03 | 47719 | -2770 | -5.5% | 244028 | 8794 | 3.7% | 196309 | 11564 | 6.3% | 291747 | 6024 | 2.1% | 1.1463 | 1.1318 |
| 2015/01/27 | 50489 | -1558 | -3.0% | 235234 | 2457 | 1.1% | 184745 | 4015 | 2.2% | 285723 | 899 | 0.3% | 1.1370 | 1.1298 |
| 2015/01/20 | 52047 | 1189 | 2.3% | 232777 | 14068 | 6.4% | 180730 | 12879 | 7.7% | 284824 | 15257 | 5.7% | 1.1554 | 1.1211 |
| 2015/01/13 | 50858 | 4842 | 10.5% | 218709 | 11653 | 5.6% | 167851 | 6811 | 4.2% | 269567 | 16495 | 6.5% | 1.1775 | 1.1565 |
| 2015/01/06 | 46016 | 2814 | 6.5% | 207056 | 11635 | 6.0% | 161040 | 8821 | 5.8% | 253072 | 14449 | 6.1% | 1.1871 | 1.1843 |
| 2014/12/30 | 43202 | 2512 | 6.2% | 195421 | 8127 | 4.3% | 152219 | 5615 | 3.8% | 238623 | 10639 | 4.7% | 1.2157 | 1.2003 |
| 2014/12/23 | 40690 | -15489 | -27.6% | 187294 | 4460 | 2.4% | 146604 | 19949 | 15.8% | 227984 | -11029 | -4.6% | 1.2172 | 1.2177 |
| 2014/12/16 | 56179 | -2127 | -3.6% | 182834 | -12384 | -6.3% | 126655 | -10257 | -7.5% | 239013 | -14511 | -5.7% | 1.2510 | 1.2225 |
| 2014/12/09 | 58306 | 1034 | 1.8% | 195218 | -21333 | -9.9% | 136912 | -22367 | -14.0% | 253524 | -20299 | -7.4% | 1.2377 | 1.2453 |
| 2014/12/02 | 57272 | -710 | -1.2% | 216551 | -6511 | -2.9% | 159279 | -5801 | -3.5% | 273823 | -7221 | -2.6% | 1.2382 | 1.2287 |
| 2014/11/25 | 57982 | -66 | -0.1% | 223062 | -3716 | -1.6% | 165080 | -3650 | -2.2% | 281044 | -3782 | -1.3% | 1.2472 | 1.2443 |
| 2014/11/18 | 58048 | -2406 | -4.0% | 226778 | 2431 | 1.1% | 168730 | 4837 | 3.0% | 284826 | 25 | 0.0% | 1.2532 | 1.2388 |
| 2014/11/11 | 60454 | 888 | 1.5% | 224347 | -14240 | -6.0% | 163893 | -15128 | -8.5% | 284801 | -13352 | -4.5% | 1.2472 | 1.2526 |
| 2014/11/04 | 59566 | 512 | 0.9% | 238587 | 13826 | 6.2% | 179021 | 13314 | 8.0% | 298153 | 14338 | 5.1% | 1.2552 | 1.2452 |
| 2014/10/28 | 59054 | -1134 | -1.9% | 224761 | 5202 | 2.4% | 165707 | 6336 | 4.0% | 283815 | 4068 | 1.5% | 1.2736 | 1.2523 |
| 2014/10/21 | 60188 | 30 | 0.0% | 219559 | 4059 | 1.9% | 159371 | 4029 | 2.6% | 279747 | 4089 | 1.5% | 1.2711 | 1.2667 |
| 2014/10/14 | 60158 | -1309 | -2.1% | 215500 | 7821 | 3.8% | 155342 | 9130 | 6.2% | 275658 | 6512 | 2.4% | 1.2658 | 1.2760 |
| 2014/10/07 | 61467 | -5563 | -8.3% | 207679 | 3124 | 1.5% | 146212 | 8687 | 6.3% | 269146 | -2439 | -0.9% | 1.2665 | 1.2613 |
| 2014/09/30 | 67030 | 6376 | 10.5% | 204555 | 1936 | 1.0% | 137525 | -4440 | -3.1% | 271585 | 8312 | 3.2% | 1.2630 | 1.2511 |
| 2014/09/23 | 60654 | -18898 | -23.8% | 202619 | -14082 | -6.5% | 141965 | 4816 | 3.5% | 263273 | -32980 | -11.1% | 1.2848 | 1.2683 |
| 2014/09/16 | 79552 | 20176 | 34.0% | 216701 | -180 | -0.1% | 137149 | -20356 | -12.9% | 296253 | 19996 | 7.2% | 1.2957 | 1.2836 |
| 2014/09/09 | 59376 | -22 | 0.0% | 216881 | -3940 | -1.8% | 157505 | -3918 | -2.4% | 276257 | -3962 | -1.4% | 1.2940 | 1.2948 |
| 2014/09/02 | 59398 | 5409 | 10.0% | 220821 | 16175 | 7.9% | 161423 | 10766 | 7.1% | 280219 | 21584 | 8.3% | 1.3133 | 1.2951 |
| 2014/08/26 | 53989 | -2785 | -4.9% | 204646 | 9047 | 4.6% | 150657 | 11832 | 8.5% | 258635 | 6262 | 2.5% | 1.3169 | 1.3139 |
| 2014/08/19 | 56774 | 5178 | 10.0% | 195599 | 17986 | 10.1% | 138825 | 12808 | 10.2% | 252373 | 23164 | 10.1% | 1.3318 | 1.3243 |
| 2014/08/12 | 51596 | | | 177613 | | | 126017 | | | 229209 | | | 1.3367 | 1.3397 |

**EURO FX - CHICAGO MERCANTILE EXCHANGE
FUTURES ONLY POSITIONS**



| | 2015/01/06 | | | 2015/01/13 | | | 2015/01/20 | | | 2015/01/27 | | | 2015/02/03 | | |
|-----------------|--------------|--------|--------|------------|---------|---------|------------|---------|---------|------------|---------|---------|------------|---------|---------|
| | Long | Short | 売り越し | Long | Short | 売り越し | Long | Short | 売り越し | Long | Short | 売り越し | Long | Short | 売り越し |
| JPY | 33160 | 123243 | 90083 | 25872 | 120497 | 94625 | 26525 | 104411 | 77886 | 26526 | 91184 | 64658 | 25586 | 85157 | 59571 |
| | 前週比 枚数増減 (枚) | | | -7288 | -2746 | 4542 | 653 | -16086 | -16739 | 1 | -13227 | -13228 | -940 | -6027 | -5087 |
| | 前週比 枚数増減 (%) | | | -21.98% | -2.23% | 5.04% | 2.52% | -13.35% | -17.69% | 0.00% | -12.67% | -16.98% | -3.54% | -6.61% | -7.87% |
| EUR | 46016 | 207056 | 161040 | 50858 | 218709 | 167851 | 52047 | 232777 | 180730 | 50489 | 235234 | 184745 | 47719 | 244028 | 196309 |
| | 前週比 枚数増減 (枚) | | | 4842 | 11653 | 6811 | 1189 | 14068 | 12879 | -1558 | 2457 | 4015 | -2770 | 8794 | 11564 |
| | 前週比 枚数増減 (%) | | | 10.52% | 5.63% | 4.23% | 2.34% | 6.43% | 7.67% | -2.99% | 1.06% | 2.22% | -5.49% | 3.74% | 6.26% |
| GBP | 39156 | 64726 | 25570 | 41920 | 79060 | 37140 | 35319 | 81027 | 45708 | 38649 | 83989 | 45340 | 36220 | 78618 | 42398 |
| | 前週比 枚数増減 (枚) | | | 2764 | 14334 | 11570 | -6601 | 1967 | 8568 | 3330 | 2962 | -368 | -2429 | -5371 | -2942 |
| | 前週比 枚数増減 (%) | | | 7.06% | 22.15% | 45.25% | -15.75% | 2.49% | 23.07% | 9.43% | 3.66% | -0.81% | -6.28% | -6.39% | -6.49% |
| AUD | 16981 | 65633 | 48652 | 14778 | 60143 | 45365 | 9828 | 56408 | 46580 | 16079 | 65022 | 48943 | 15969 | 72128 | 56159 |
| | 前週比 枚数増減 (枚) | | | -2203 | -5490 | -3287 | -4950 | -3735 | 1215 | 6251 | 8614 | 2363 | -110 | 7106 | 7216 |
| | 前週比 枚数増減 (%) | | | -12.97% | -8.36% | -6.76% | -33.50% | -6.21% | 2.68% | 63.60% | 15.27% | 5.07% | -0.68% | 10.93% | 14.74% |
| CAD | 31275 | 48362 | 17087 | 27599 | 48778 | 21179 | 24238 | 53318 | 29080 | 28914 | 52877 | 23963 | 24553 | 51874 | 27321 |
| | 前週比 枚数増減 (枚) | | | -3676 | 416 | 4092 | -3361 | 4540 | 7901 | 4676 | -441 | -5117 | -4361 | -1003 | 3358 |
| | 前週比 枚数増減 (%) | | | -11.75% | 0.86% | 23.95% | -12.18% | 9.31% | 37.31% | 19.29% | -0.83% | -17.60% | -15.08% | -1.90% | 14.01% |
| CHF | 5547 | 29718 | 24171 | 4922 | 31366 | 26444 | 8226 | 18035 | 9809 | 8841 | 16214 | 7373 | 8383 | 13733 | 5350 |
| | 前週比 枚数増減 (枚) | | | -625 | 1648 | 2273 | 3304 | -13331 | -16635 | 615 | -1821 | -2436 | -458 | -2481 | -2023 |
| | 前週比 枚数増減 (%) | | | -11.27% | 5.55% | 9.40% | 67.13% | -42.50% | -62.91% | 7.48% | -10.10% | -24.83% | -5.18% | -15.30% | -27.44% |
| NZD | 9865 | 10772 | 907 | 8396 | 10172 | 1776 | 10941 | 12758 | 1817 | 11908 | 15567 | 3659 | 10537 | 15034 | 4497 |
| | 前週比 枚数増減 (枚) | | | -1469 | -600 | 869 | 2545 | 2586 | 41 | 967 | 2809 | 1842 | -1371 | -533 | 838 |
| | 前週比 枚数増減 (%) | | | -14.89% | -5.57% | 95.81% | 30.31% | 25.42% | 2.31% | 8.84% | 22.02% | 101.38% | -11.51% | -3.42% | 22.90% |
| MXN | 18667 | 83118 | 64451 | 17305 | 71600 | 54295 | 19017 | 65280 | 46263 | 26739 | 71312 | 44573 | 23599 | 71836 | 48237 |
| | 前週比 枚数増減 (枚) | | | -1362 | -11518 | -10156 | 1712 | -6320 | -8032 | 7722 | 6032 | -1690 | -3140 | 524 | 3664 |
| | 前週比 枚数増減 (%) | | | -7.30% | -13.86% | -15.76% | 9.89% | -8.83% | -14.79% | 40.61% | 9.24% | -3.65% | -11.74% | 0.73% | 8.22% |
| Total All 8 | 200667 | 632628 | 431961 | 191650 | 640325 | 448675 | 186141 | 624014 | 437873 | 208145 | 631399 | 423254 | 192566 | 632408 | 439842 |
| | 前週比 枚数増減 (枚) | | | -9017 | 7697 | 16714 | -5509 | -16311 | -10802 | 22004 | 7385 | -14619 | -15579 | 1009 | 16588 |
| | 前週比 枚数増減 (%) | | | -4.49% | 1.22% | 3.87% | -2.87% | -2.55% | -2.41% | 11.82% | 1.18% | -3.34% | -7.48% | 0.16% | 3.92% |
| Total 7 (MXN除く) | 182000 | 549510 | 367510 | 174345 | 568725 | 394380 | 167124 | 558734 | 391610 | 181406 | 560087 | 378681 | 168967 | 560572 | 391605 |
| | 前週比 枚数増減 (枚) | | | -7655 | 19215 | 26870 | -7221 | -9991 | -2770 | 14282 | 1353 | -12929 | -12439 | 485 | 12924 |
| | 前週比 枚数増減 (%) | | | -4.2% | 3.5% | 7.3% | -4.1% | -1.8% | -0.7% | 8.5% | 0.2% | -3.3% | -6.9% | 0.1% | 3.4% |

直近5週 CFTC IMM主要7通貨の構成

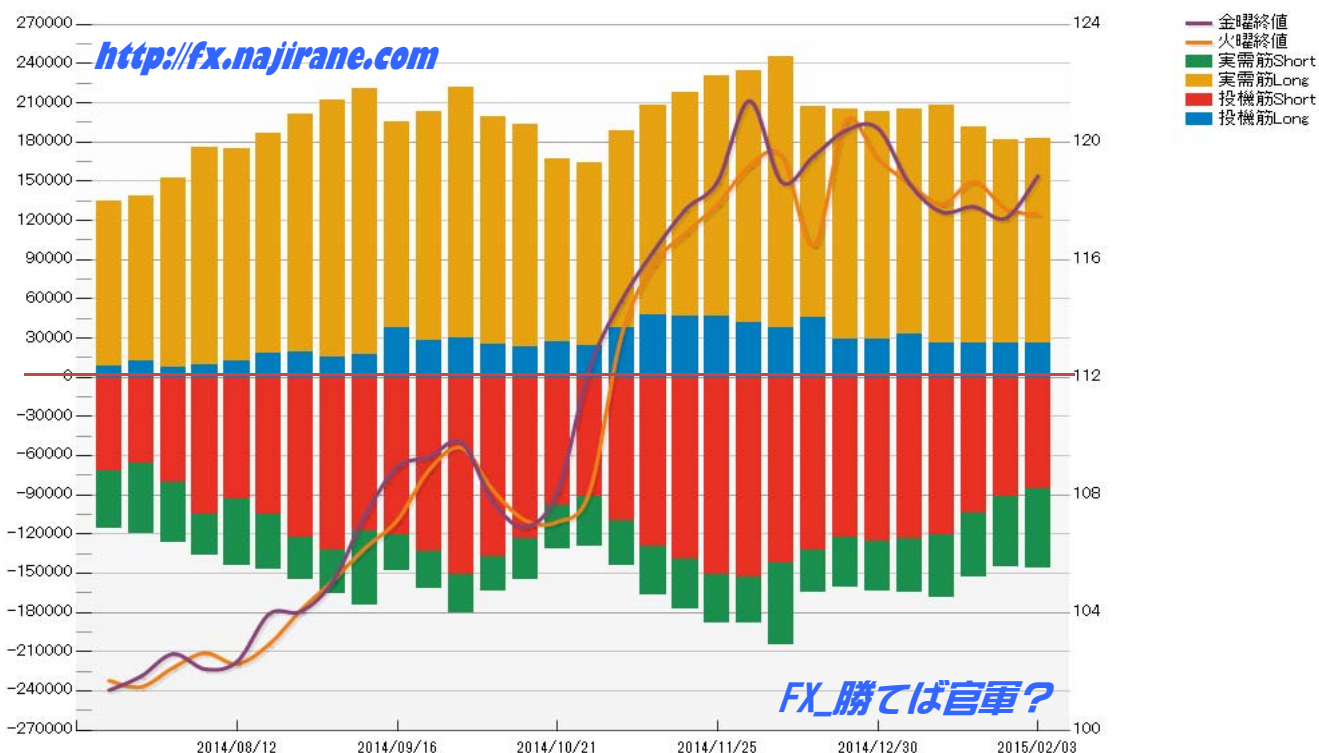


**JAPANESE YEN - CHICAGO MERCANTILE EXCHANGE
FUTURES ONLY POSITIONS**

**Code-097741
2015/02/06 公表値**

| Date | 投機筋集計 | | | | 実需筋集計 | | | | 投機筋+実需筋合計 | | | | ドル円終値 | |
|------------|-------|--------|--------|--------|--------|-------|---------|--------|-----------|--------|--------|--------|--------|--------|
| | 円買い | 円売り | 売り越し | 売買計 | 円買い | 円売り | 売り越し | 売買計 | 円買い | 円売り | 売り越し | 売買計 | 火曜締め | 金曜締め |
| 2015/02/03 | 25586 | 85157 | 59571 | 110743 | 157407 | 61268 | -96139 | 218675 | 182993 | 146425 | -36568 | 329418 | 117.54 | 118.84 |
| 2015/01/27 | 26526 | 91184 | 64658 | 117710 | 155145 | 54103 | -101042 | 209248 | 181671 | 145287 | -36384 | 326958 | 117.73 | 117.41 |
| 2015/01/20 | 26525 | 104411 | 77886 | 130936 | 164972 | 48783 | -116189 | 213755 | 191497 | 153194 | -38303 | 344691 | 118.66 | 117.80 |
| 2015/01/13 | 25872 | 120497 | 94625 | 146369 | 182073 | 47978 | -134095 | 230051 | 207945 | 168475 | -39470 | 376420 | 117.89 | 117.62 |
| 2015/01/06 | 33160 | 123243 | 90083 | 156403 | 172310 | 41593 | -130717 | 213903 | 205470 | 164836 | -40634 | 370306 | 118.58 | 118.56 |
| 2014/12/30 | 28836 | 125155 | 96319 | 153991 | 174779 | 38377 | -136402 | 213156 | 203615 | 163532 | -40083 | 367147 | 119.43 | 120.47 |
| 2014/12/23 | 29021 | 122763 | 93742 | 151784 | 176015 | 38120 | -137895 | 214135 | 205036 | 160883 | -44153 | 365919 | 120.71 | 120.39 |
| 2014/12/16 | 45652 | 132579 | 86927 | 178231 | 161934 | 31809 | -130125 | 193743 | 207586 | 164388 | -43198 | 371974 | 116.49 | 119.52 |
| 2014/12/09 | 38067 | 142203 | 104136 | 180270 | 207616 | 62695 | -144921 | 270311 | 245683 | 204898 | -40785 | 450581 | 119.53 | 118.64 |
| 2014/12/02 | 41530 | 152690 | 111160 | 194220 | 192591 | 35841 | -156750 | 228432 | 234121 | 188531 | -45590 | 422652 | 119.20 | 121.40 |
| 2014/11/25 | 46304 | 150684 | 104380 | 196988 | 184551 | 37568 | -146983 | 222119 | 230855 | 188252 | -42603 | 419107 | 117.89 | 118.66 |
| 2014/11/18 | 46612 | 139066 | 92454 | 185678 | 171130 | 38295 | -132835 | 209425 | 217742 | 177361 | -40381 | 395103 | 116.91 | 117.71 |
| 2014/11/11 | 47271 | 129834 | 82563 | 177105 | 161168 | 36695 | -124473 | 197863 | 208439 | 166529 | -41910 | 374968 | 115.84 | 116.28 |
| 2014/11/04 | 37917 | 109568 | 71651 | 147485 | 150672 | 34836 | -115836 | 185508 | 188589 | 144404 | -44185 | 332993 | 113.42 | 114.61 |
| 2014/10/28 | 23883 | 91282 | 67399 | 115165 | 139790 | 38583 | -101207 | 178373 | 163673 | 129865 | -33808 | 293538 | 108.10 | 112.29 |
| 2014/10/21 | 26634 | 98372 | 71738 | 125006 | 140081 | 33149 | -106932 | 173230 | 166715 | 131521 | -35194 | 298236 | 107.08 | 108.11 |
| 2014/10/14 | 22839 | 123986 | 101147 | 146825 | 170600 | 31438 | -139162 | 202038 | 193439 | 155424 | -38015 | 348863 | 107.13 | 106.91 |
| 2014/10/07 | 24837 | 137388 | 112551 | 162225 | 174647 | 26205 | -148442 | 200852 | 199484 | 163593 | -35891 | 363077 | 108.14 | 107.74 |
| 2014/09/30 | 29910 | 150788 | 120878 | 180698 | 192095 | 29618 | -162477 | 221713 | 222005 | 180406 | -41599 | 402411 | 109.60 | 109.78 |
| 2014/09/23 | 28391 | 133813 | 105422 | 162204 | 174766 | 27983 | -146783 | 202749 | 203157 | 161796 | -41361 | 364953 | 108.86 | 109.29 |
| 2014/09/16 | 37617 | 120799 | 83182 | 158416 | 157321 | 27095 | -130226 | 184416 | 194938 | 147894 | -47044 | 342832 | 107.14 | 108.94 |
| 2014/09/09 | 17280 | 117953 | 100673 | 135233 | 203368 | 56189 | -147179 | 259557 | 220648 | 174142 | -46506 | 394790 | 106.20 | 107.33 |
| 2014/09/02 | 15485 | 132793 | 117308 | 148278 | 196512 | 33081 | -163431 | 229593 | 211997 | 165874 | -46123 | 377871 | 105.10 | 105.08 |
| 2014/08/26 | 19512 | 122403 | 102891 | 141915 | 181291 | 32177 | -149114 | 213468 | 200803 | 154580 | -46223 | 355383 | 104.09 | 104.04 |
| 2014/08/19 | 17976 | 105247 | 87271 | 123223 | 169000 | 41658 | -127342 | 210658 | 186976 | 146905 | -40071 | 333881 | 102.92 | 103.95 |
| 2014/08/12 | 12518 | 93615 | 81097 | 106133 | 162443 | 50515 | -111928 | 212958 | 174961 | 144130 | -30831 | 319091 | 102.25 | 102.33 |
| 2014/08/05 | 9896 | 105295 | 95399 | 115191 | 165996 | 31496 | -134500 | 197492 | 175892 | 136791 | -39101 | 312683 | 102.62 | 102.07 |
| 2014/07/29 | 7828 | 80897 | 73069 | 88725 | 144166 | 45367 | -98799 | 189533 | 151994 | 126264 | -25730 | 278258 | 102.12 | 102.59 |
| 2014/07/22 | 11979 | 65895 | 53916 | 77874 | 126976 | 53840 | -73136 | 180816 | 138955 | 119735 | -19220 | 258690 | 101.47 | 101.83 |
| 2014/07/15 | 8385 | 71333 | 62948 | 79718 | 126301 | 44365 | -81936 | 170666 | 134686 | 115698 | -18988 | 250384 | 101.68 | 101.35 |

**JAPANESE YEN - CHICAGO MERCANTILE EXCHANGE
FUTURES ONLY POSITIONS Code-097741**



EURO FX - CHICAGO MERCANTILE EXCHANGE
FUTURES ONLY POSITIONS

Code-099741
2015/02/06 公表値

| Date | 投機筋集計 | | | | 実需筋集計 | | | | 投機筋+実需筋合計 | | | | ユーロドル終値 | |
|------------|-------|--------|--------|--------|--------|--------|---------|--------|-----------|--------|--------|--------|---------|--------|
| | EUR買い | EUR売り | 売り越し | 売買計 | EUR買い | EUR売り | 売り越し | 売買計 | EUR買い | EUR売り | 売り越し | 売買計 | 火曜締め | 金曜締め |
| 2015/02/03 | 47719 | 244028 | 196309 | 291747 | 366203 | 113239 | -252964 | 479442 | 413922 | 357267 | -56655 | 771189 | 1.1463 | 1.1318 |
| 2015/01/27 | 50489 | 235234 | 184745 | 285723 | 355311 | 111048 | -244263 | 466359 | 405800 | 346282 | -59518 | 752082 | 1.1370 | 1.1298 |
| 2015/01/20 | 52047 | 232777 | 180730 | 284824 | 350433 | 114236 | -236197 | 464669 | 402480 | 347013 | -55467 | 749493 | 1.1554 | 1.1211 |
| 2015/01/13 | 50858 | 218709 | 167851 | 269567 | 331934 | 106709 | -225225 | 438643 | 382792 | 325418 | -57374 | 708210 | 1.1775 | 1.1565 |
| 2015/01/06 | 46016 | 207056 | 161040 | 253072 | 322212 | 105617 | -216595 | 427829 | 368228 | 312673 | -55555 | 680901 | 1.1871 | 1.1843 |
| 2014/12/30 | 43202 | 195421 | 152219 | 238623 | 302896 | 101172 | -201724 | 404068 | 346098 | 296593 | -49505 | 642691 | 1.2157 | 1.2003 |
| 2014/12/23 | 40690 | 187294 | 146604 | 227984 | 295843 | 99595 | -196248 | 395438 | 336533 | 286889 | -49644 | 623422 | 1.2172 | 1.2177 |
| 2014/12/16 | 56179 | 182834 | 126655 | 239013 | 268612 | 95144 | -173468 | 363756 | 324791 | 277978 | -46813 | 602769 | 1.2510 | 1.2225 |
| 2014/12/09 | 58306 | 195218 | 136912 | 253524 | 367178 | 174825 | -192353 | 542003 | 425484 | 370043 | -55441 | 795527 | 1.2377 | 1.2453 |
| 2014/12/02 | 57272 | 216551 | 159279 | 273823 | 358219 | 143333 | -214886 | 501552 | 415491 | 359884 | -55607 | 775375 | 1.2382 | 1.2287 |
| 2014/11/25 | 57982 | 223062 | 165080 | 281044 | 366561 | 144526 | -222035 | 511087 | 424543 | 367588 | -56955 | 792131 | 1.2472 | 1.2443 |
| 2014/11/18 | 58048 | 226778 | 168730 | 284826 | 365846 | 141782 | -224064 | 507628 | 423894 | 368560 | -55334 | 792454 | 1.2532 | 1.2388 |
| 2014/11/11 | 60454 | 224347 | 163893 | 284801 | 365507 | 142559 | -222948 | 508066 | 425961 | 366906 | -59055 | 792867 | 1.2472 | 1.2526 |
| 2014/11/04 | 59566 | 238587 | 179021 | 298153 | 367033 | 129740 | -237293 | 496773 | 426599 | 368327 | -58272 | 794926 | 1.2552 | 1.2452 |
| 2014/10/28 | 59054 | 224761 | 165707 | 283815 | 343150 | 130765 | -212385 | 473915 | 402204 | 355526 | -46678 | 757730 | 1.2736 | 1.2523 |
| 2014/10/21 | 60188 | 219559 | 159371 | 279747 | 340562 | 132521 | -208041 | 473083 | 400750 | 352080 | -48670 | 752830 | 1.2711 | 1.2667 |
| 2014/10/14 | 60158 | 215500 | 155342 | 275658 | 337436 | 132670 | -204766 | 470106 | 397594 | 348170 | -49424 | 745764 | 1.2658 | 1.2760 |
| 2014/10/07 | 61467 | 207679 | 146212 | 269146 | 324023 | 124709 | -199314 | 448732 | 385490 | 332388 | -53102 | 717878 | 1.2665 | 1.2613 |
| 2014/09/30 | 67030 | 204555 | 137525 | 271585 | 302134 | 114913 | -187221 | 417047 | 369164 | 319468 | -49696 | 688632 | 1.2630 | 1.2511 |
| 2014/09/23 | 60654 | 202619 | 141965 | 263273 | 297160 | 106324 | -190836 | 403484 | 357814 | 308943 | -48871 | 666757 | 1.2848 | 1.2683 |
| 2014/09/16 | 79552 | 216701 | 137149 | 296253 | 283275 | 94029 | -189246 | 377304 | 362827 | 310730 | -52097 | 673557 | 1.2957 | 1.2836 |
| 2014/09/09 | 59376 | 216881 | 157505 | 276257 | 342823 | 133916 | -208907 | 476739 | 402199 | 350797 | -51402 | 752996 | 1.2940 | 1.2948 |
| 2014/09/02 | 59398 | 220821 | 161423 | 280219 | 317713 | 108749 | -208964 | 426462 | 377111 | 329570 | -47541 | 706681 | 1.3133 | 1.2951 |
| 2014/08/26 | 53989 | 204646 | 150657 | 258635 | 306073 | 109975 | -196098 | 416048 | 360062 | 314621 | -45441 | 674683 | 1.3169 | 1.3139 |
| 2014/08/19 | 56774 | 195599 | 138825 | 252373 | 299068 | 109422 | -189646 | 408490 | 355842 | 305021 | -50821 | 660863 | 1.3318 | 1.3243 |
| 2014/08/12 | 51596 | 177613 | 126017 | 229209 | 282707 | 107353 | -175354 | 390060 | 334303 | 284966 | -49337 | 619269 | 1.3367 | 1.3397 |
| 2014/08/05 | 55179 | 183926 | 128747 | 239105 | 283373 | 104329 | -179044 | 387702 | 338552 | 288255 | -50297 | 626807 | 1.3372 | 1.3412 |
| 2014/07/29 | 56562 | 164637 | 108075 | 221199 | 259960 | 104377 | -155583 | 364337 | 316522 | 269014 | -47508 | 585536 | 1.3409 | 1.3422 |
| 2014/07/22 | 58142 | 146965 | 88823 | 205107 | 239961 | 108966 | -130995 | 348927 | 298103 | 255931 | -42172 | 554034 | 1.3466 | 1.3431 |
| 2014/07/15 | 59506 | 122352 | 62846 | 181858 | 212426 | 109017 | -103409 | 321443 | 271932 | 231369 | -40563 | 503301 | 1.3568 | 1.3524 |

EURO FX - CHICAGO MERCANTILE EXCHANGE
FUTURES ONLY POSITIONS Code-099741

