

JAPANESE YEN - CHICAGO MERCANTILE EXCHANGE

Code-097741

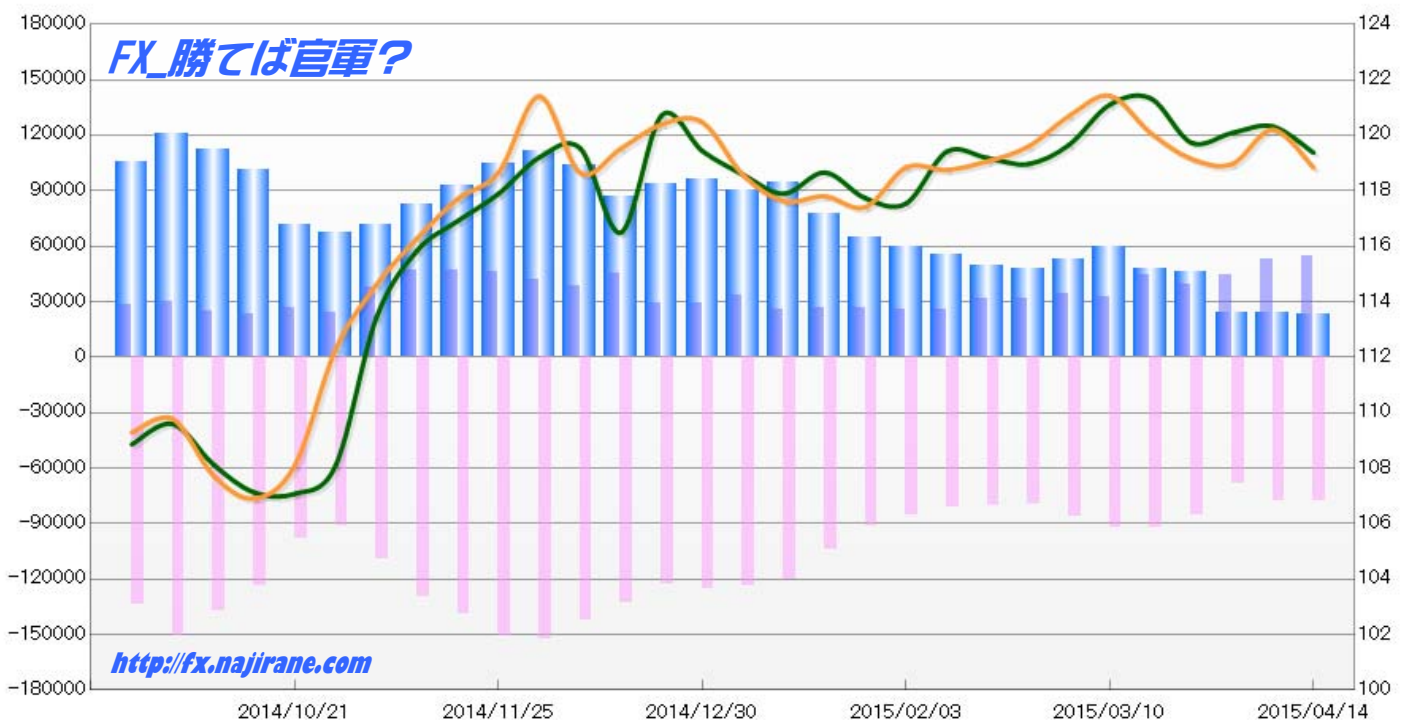
2014/10/21 ~ 2015/04/14

2015/04/17 NYクローズ時公表値

| Report_Date | Non Commercial Positions | | | | | | | | | | | | 火曜日 引け値 | 金曜日 引け値 |
|-------------|--------------------------|--------|--------|--------|--------|--------|--------|--------|--------|--------|--------|--------|------------|------------|
| | Long | 増減 | 増減(%) | Short | 増減 | 増減(%) | 売り越し | 増減 | 増減(%) | 売買計 | 増減 | 増減(%) | | |
| 2015/04/14 | 54783 | 1463 | 2.7% | 77853 | 84 | 0.1% | 23070 | -1379 | -5.6% | 132636 | 1547 | 1.2% | 119.37 | 118.83 |
| 2015/04/07 | 53320 | 8911 | 20.1% | 77769 | 9436 | 13.8% | 24449 | 525 | 2.2% | 131089 | 18347 | 16.3% | 120.32 | 120.20 |
| 2015/03/31 | 44409 | 5253 | 13.4% | 68333 | -16728 | -19.7% | 23924 | -21981 | -47.9% | 112742 | -11475 | -9.2% | 120.08 | 118.96 |
| 2015/03/24 | 39156 | -5340 | -12.0% | 85061 | -7489 | -8.1% | 45905 | -2149 | -4.5% | 124217 | -12829 | -9.4% | 119.73 | 119.15 |
| 2015/03/17 | 44496 | 11598 | 35.3% | 92550 | 265 | 0.3% | 48054 | -11333 | -19.1% | 137046 | 11863 | 9.5% | 121.33 | 120.08 |
| 2015/03/10 | 32898 | -1046 | -3.1% | 92285 | 5820 | 6.7% | 59387 | 6866 | 13.1% | 125183 | 4774 | 4.0% | 121.10 | 121.42 |
| 2015/03/03 | 33944 | 2333 | 7.4% | 86465 | 7342 | 9.3% | 52521 | 5009 | 10.5% | 120409 | 9675 | 8.7% | 119.65 | 120.69 |
| 2015/02/24 | 31611 | 342 | 1.1% | 79123 | -1237 | -1.5% | 47512 | -1579 | -3.2% | 110734 | -895 | -0.8% | 118.96 | 119.59 |
| 2015/02/17 | 31269 | 5385 | 20.8% | 80360 | -648 | -0.8% | 49091 | -6033 | -10.9% | 111629 | 4737 | 4.4% | 119.18 | 119.06 |
| 2015/02/10 | 25884 | 298 | 1.2% | 81008 | -4149 | -4.9% | 55124 | -4447 | -7.5% | 106892 | -3851 | -3.5% | 119.41 | 118.75 |
| 2015/02/03 | 25586 | -940 | -3.5% | 85157 | -6027 | -6.6% | 59571 | -5087 | -7.9% | 110743 | -6967 | -5.9% | 117.54 | 118.84 |
| 2015/01/27 | 26526 | 1 | 0.0% | 91184 | -13227 | -12.7% | 64658 | -13228 | -17.0% | 117710 | -13226 | -10.1% | 117.73 | 117.41 |
| 2015/01/20 | 26525 | 653 | 2.5% | 104411 | -16086 | -13.3% | 77886 | -16739 | -17.7% | 130936 | -15433 | -10.5% | 118.66 | 117.80 |
| 2015/01/13 | 25872 | -7288 | -22.0% | 120497 | -2746 | -2.2% | 94625 | 4542 | 5.0% | 146369 | -10034 | -6.4% | 117.89 | 117.62 |
| 2015/01/06 | 33160 | 4324 | 15.0% | 123243 | -1912 | -1.5% | 90083 | -6236 | -6.5% | 156403 | 2412 | 1.6% | 118.58 | 118.56 |
| 2014/12/30 | 28836 | -185 | -0.6% | 125155 | 2392 | 1.9% | 96319 | 2577 | 2.7% | 153991 | 2207 | 1.5% | 119.43 | 120.47 |
| 2014/12/23 | 29021 | -16631 | -36.4% | 122763 | -9816 | -7.4% | 93742 | 6815 | 7.8% | 151784 | -26447 | -14.8% | 120.71 | 120.39 |
| 2014/12/16 | 45652 | 7585 | 19.9% | 132579 | -9624 | -6.8% | 86927 | -17209 | -16.5% | 178231 | -2039 | -1.1% | 116.49 | 119.52 |
| 2014/12/09 | 38067 | -3463 | -8.3% | 142203 | -10487 | -6.9% | 104136 | -7024 | -6.3% | 180270 | -13950 | -7.2% | 119.53 | 118.64 |
| 2014/12/02 | 41530 | -4774 | -10.3% | 152690 | 2006 | 1.3% | 111160 | 6780 | 6.5% | 194220 | -2768 | -1.4% | 119.20 | 121.40 |
| 2014/11/25 | 46304 | -308 | -0.7% | 150684 | 11618 | 8.4% | 104380 | 11926 | 12.9% | 196988 | 11310 | 6.1% | 117.89 | 118.66 |
| 2014/11/18 | 46612 | -659 | -1.4% | 139066 | 9232 | 7.1% | 92454 | 9891 | 12.0% | 185678 | 8573 | 4.8% | 116.91 | 117.71 |
| 2014/11/11 | 47271 | 9354 | 24.7% | 129834 | 20266 | 18.5% | 82563 | 10912 | 15.2% | 177105 | 29620 | 20.1% | 115.84 | 116.28 |
| 2014/11/04 | 37917 | 14034 | 58.8% | 109568 | 18286 | 20.0% | 71651 | 4252 | 6.3% | 147485 | 32320 | 28.1% | 113.42 | 114.61 |
| 2014/10/28 | 23883 | -2751 | -10.3% | 91282 | -7090 | -7.2% | 67399 | -4339 | -6.0% | 115165 | -9841 | -7.9% | 108.10 | 112.29 |
| 2014/10/21 | 26634 | | | 98372 | | | 71738 | | | 125006 | | | 107.08 | 108.11 |

JAPANESE YEN - CHICAGO MERCANTILE EXCHANGE
FUTURES ONLY POSITIONS

— 金曜終値 — 火曜終値 — Short枚数 — Long枚数 — 売り越し枚数(マイナスの場合は買越しと読替え)



EURO FX - CHICAGO MERCANTILE EXCHANGE
2014/10/21 ~ 2015/04/14

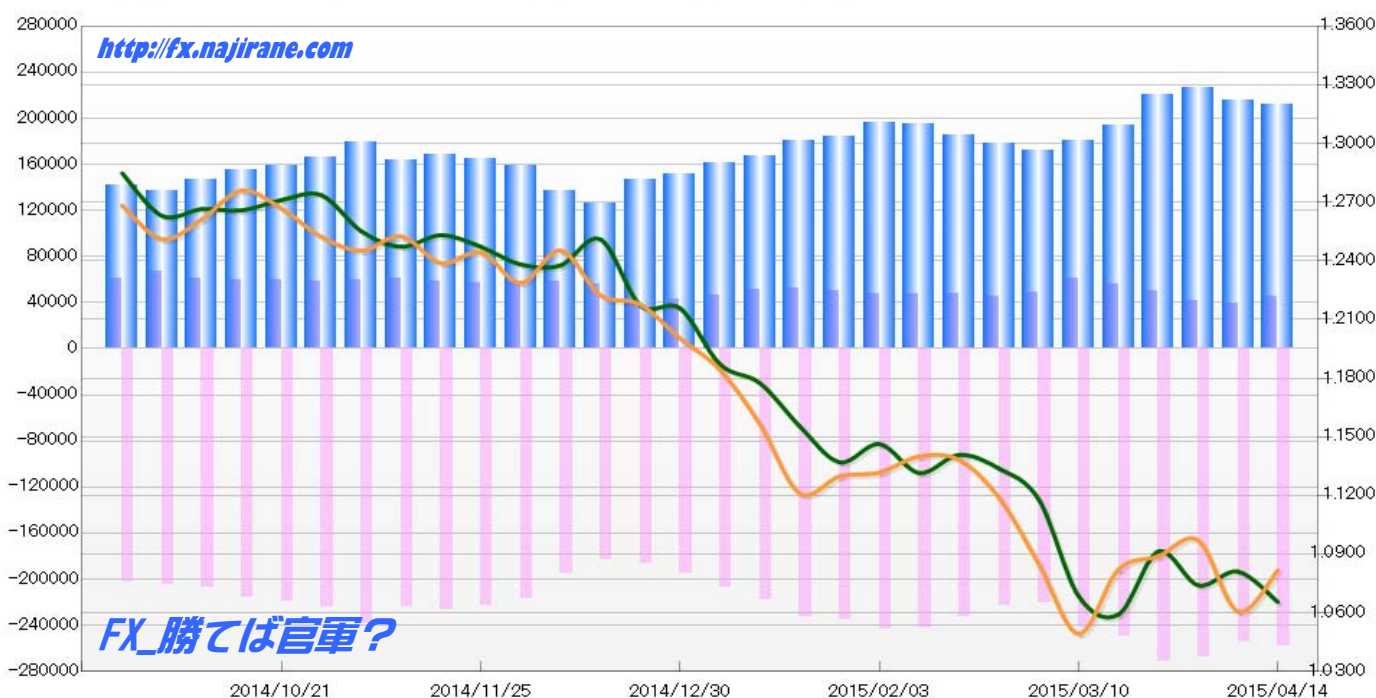
Code-099741

2015/04/17 NYクローズ時公表値

| Report_Date | Non Commercial Positions | | | | | | | | | | | | 火曜日 引け値 | 金曜日 引け値 |
|-------------|--------------------------|--------|--------|--------|--------|-------|--------|--------|--------|--------|--------|-------|------------|------------|
| | Long | 増減 | | Short | 増減 | | 売り越し | 増減 | | 売買計 | 増減 | | | |
| 2015/04/14 | 45264 | 5820 | 14.8% | 257611 | 2909 | 1.1% | 212347 | -2911 | -1.4% | 302875 | 8729 | 3.0% | 1.0655 | 1.0818 |
| 2015/04/07 | 39444 | -2265 | -5.4% | 254702 | -13567 | -5.1% | 215258 | -11302 | -5.0% | 294146 | -15832 | -5.1% | 1.0811 | 1.0606 |
| 2015/03/31 | 41709 | -8439 | -16.8% | 268269 | -2842 | -1.0% | 226560 | 5597 | 2.5% | 309978 | -11281 | -3.5% | 1.0741 | 1.0970 |
| 2015/03/24 | 50148 | -6181 | -11.0% | 271111 | 21008 | 8.4% | 220963 | 27189 | 14.0% | 321259 | 14827 | 4.8% | 1.0914 | 1.0889 |
| 2015/03/17 | 56329 | -4942 | -8.1% | 250103 | 7759 | 3.2% | 193774 | 12701 | 7.0% | 306432 | 2817 | 0.9% | 1.0592 | 1.0822 |
| 2015/03/10 | 61271 | 12804 | 26.4% | 242344 | 21488 | 9.7% | 181073 | 8684 | 5.0% | 303615 | 34292 | 12.7% | 1.0685 | 1.0493 |
| 2015/03/03 | 48467 | 2956 | 6.5% | 220856 | -2391 | -1.1% | 172389 | -5347 | -3.0% | 269323 | 565 | 0.2% | 1.1179 | 1.0849 |
| 2015/02/24 | 45511 | -1664 | -3.5% | 223247 | -9510 | -4.1% | 177736 | -7846 | -4.2% | 268758 | -11174 | -4.0% | 1.1338 | 1.1189 |
| 2015/02/17 | 47175 | -42 | -0.1% | 232757 | -9101 | -3.8% | 185582 | -9059 | -4.7% | 279932 | -9143 | -3.2% | 1.1408 | 1.1382 |
| 2015/02/10 | 47217 | -502 | -1.1% | 241858 | -2170 | -0.9% | 194641 | -1668 | -0.8% | 289075 | -2672 | -0.9% | 1.1315 | 1.1400 |
| 2015/02/03 | 47719 | -2770 | -5.5% | 244028 | 8794 | 3.7% | 196309 | 11564 | 6.3% | 291747 | 6024 | 2.1% | 1.1463 | 1.1318 |
| 2015/01/27 | 50489 | -1558 | -3.0% | 235234 | 2457 | 1.1% | 184745 | 4015 | 2.2% | 285723 | 899 | 0.3% | 1.1370 | 1.1298 |
| 2015/01/20 | 52047 | 1189 | 2.3% | 232777 | 14068 | 6.4% | 180730 | 12879 | 7.7% | 284824 | 15257 | 5.7% | 1.1554 | 1.1211 |
| 2015/01/13 | 50858 | 4842 | 10.5% | 218709 | 11653 | 5.6% | 167851 | 6811 | 4.2% | 269567 | 16495 | 6.5% | 1.1775 | 1.1565 |
| 2015/01/06 | 46016 | 2814 | 6.5% | 207056 | 11635 | 6.0% | 161040 | 8821 | 5.8% | 253072 | 14449 | 6.1% | 1.1871 | 1.1843 |
| 2014/12/30 | 43202 | 2512 | 6.2% | 195421 | 8127 | 4.3% | 152219 | 5615 | 3.8% | 238623 | 10639 | 4.7% | 1.2157 | 1.2003 |
| 2014/12/23 | 40690 | -15489 | -27.6% | 187294 | 4460 | 2.4% | 146604 | 19949 | 15.8% | 227984 | -11029 | -4.6% | 1.2172 | 1.2177 |
| 2014/12/16 | 56179 | -2127 | -3.6% | 182834 | -12384 | -6.3% | 126655 | -10257 | -7.5% | 239013 | -14511 | -5.7% | 1.2510 | 1.2225 |
| 2014/12/09 | 58306 | 1034 | 1.8% | 195218 | -21333 | -9.9% | 136912 | -22367 | -14.0% | 253524 | -20299 | -7.4% | 1.2377 | 1.2453 |
| 2014/12/02 | 57272 | -710 | -1.2% | 216551 | -6511 | -2.9% | 159279 | -5801 | -3.5% | 273823 | -7221 | -2.6% | 1.2382 | 1.2287 |
| 2014/11/25 | 57982 | -66 | -0.1% | 223062 | -3716 | -1.6% | 165080 | -3650 | -2.2% | 281044 | -3782 | -1.3% | 1.2472 | 1.2443 |
| 2014/11/18 | 58048 | -2406 | -4.0% | 226778 | 2431 | 1.1% | 168730 | 4837 | 3.0% | 284826 | 25 | 0.0% | 1.2532 | 1.2388 |
| 2014/11/11 | 60454 | 888 | 1.5% | 224347 | -14240 | -6.0% | 163893 | -15128 | -8.5% | 284801 | -13352 | -4.5% | 1.2472 | 1.2526 |
| 2014/11/04 | 59566 | 512 | 0.9% | 238587 | 13826 | 6.2% | 179021 | 13314 | 8.0% | 298153 | 14338 | 5.1% | 1.2552 | 1.2452 |
| 2014/10/28 | 59054 | -1134 | -1.9% | 224761 | 5202 | 2.4% | 165707 | 6336 | 4.0% | 283815 | 4068 | 1.5% | 1.2736 | 1.2523 |
| 2014/10/21 | 60188 | | | 219559 | | | 159371 | | | 279747 | | | 1.2711 | 1.2667 |

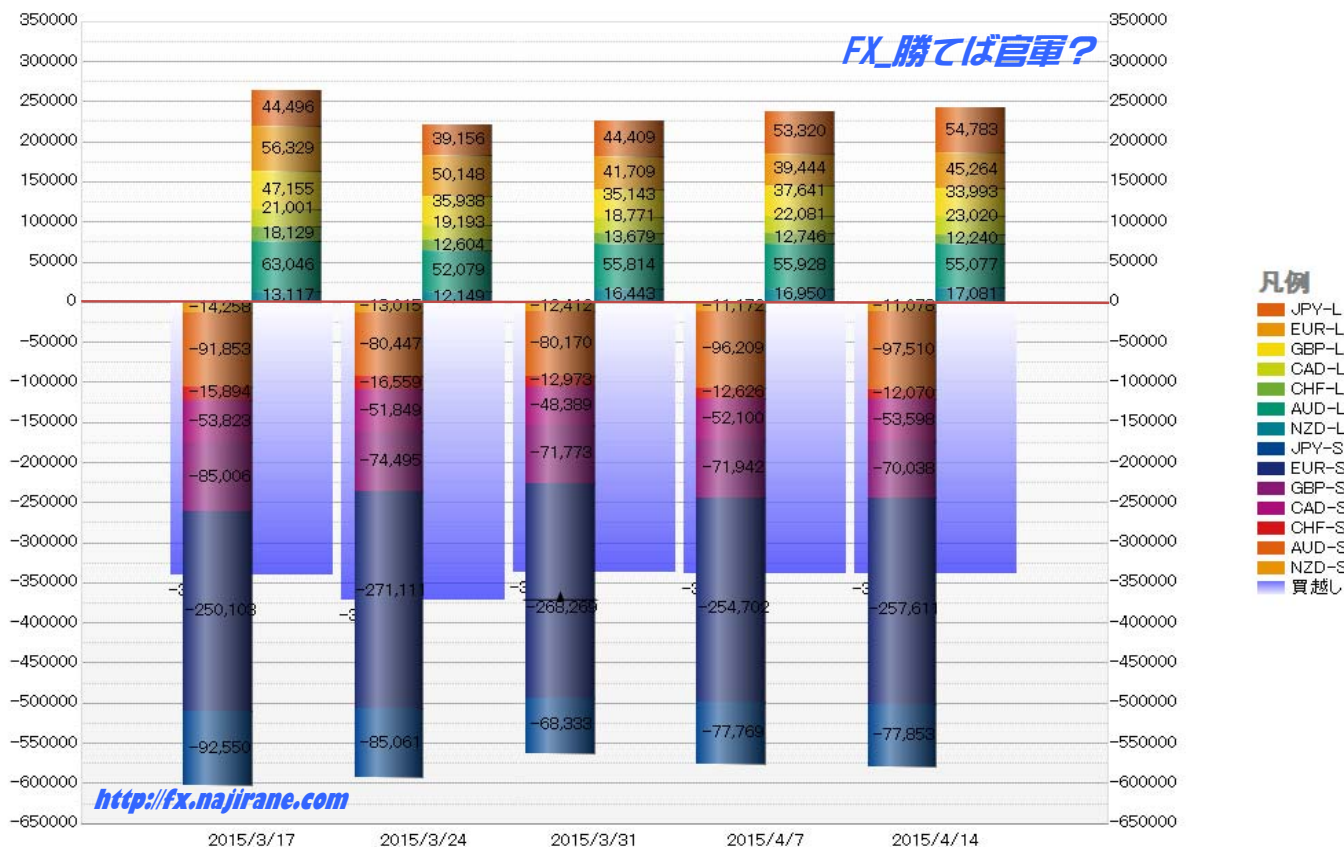
EURO FX - CHICAGO MERCANTILE EXCHANGE
FUTURES ONLY POSITIONS

— 金曜締め週終値 — 火曜締め週終値 — Short枚数 — Long枚数 — 売り越し枚数(マイナスの場合は買越しと読替え)



| | 2015/03/17 | | | 2015/03/24 | | | 2015/03/31 | | | 2015/04/07 | | | 2015/04/14 | | |
|-----------------|--------------|--------|--------|------------|---------|---------|------------|---------|----------|------------|---------|---------|------------|---------|----------|
| | Long | Short | 売り越し | Long | Short | 売り越し | Long | Short | 売り越し | Long | Short | 売り越し | Long | Short | 売り越し |
| JPY | 44496 | 92550 | 48054 | 39156 | 85061 | 45905 | 44409 | 68333 | 23924 | 53320 | 77769 | 24449 | 54783 | 77853 | 23070 |
| | 前週比 枚数増減 (枚) | | | -5340 | -7489 | -2149 | 5253 | -16728 | -21981 | 8911 | 9436 | 525 | 1463 | 84 | -1379 |
| | 前週比 枚数増減 (%) | | | -12.00% | -8.09% | -4.47% | 13.42% | -19.67% | -47.88% | 20.07% | 13.81% | 2.19% | 2.74% | 0.11% | -5.64% |
| EUR | 56329 | 250103 | 193774 | 50148 | 271111 | 220963 | 41709 | 268269 | 226560 | 39444 | 254702 | 215258 | 45264 | 257611 | 212347 |
| | 前週比 枚数増減 (枚) | | | -6181 | 21008 | 27189 | -8439 | -2842 | 5597 | -2265 | -13567 | -11302 | 5820 | 2909 | -2911 |
| | 前週比 枚数増減 (%) | | | -10.97% | 8.40% | 14.03% | -16.83% | -1.05% | 2.53% | -5.43% | -5.06% | -4.99% | 14.76% | 1.14% | -1.35% |
| GBP | 47155 | 85006 | 37851 | 35938 | 74495 | 38557 | 35143 | 71773 | 36630 | 37641 | 71942 | 34301 | 33993 | 70038 | 36045 |
| | 前週比 枚数増減 (枚) | | | -11217 | -10511 | 706 | -795 | -2722 | -1927 | 2498 | 169 | -2329 | -3648 | -1904 | 1744 |
| | 前週比 枚数増減 (%) | | | -23.79% | -12.37% | 1.87% | -2.21% | -3.65% | -5.00% | 7.11% | 0.24% | -6.36% | -9.69% | -2.65% | 5.08% |
| AUD | 63046 | 91853 | 28807 | 52079 | 80447 | 28368 | 55814 | 80170 | 24356 | 55928 | 96209 | 40281 | 55077 | 97510 | 42433 |
| | 前週比 枚数増減 (枚) | | | -10967 | -11406 | -439 | 3735 | -277 | -4012 | 114 | 16039 | 15925 | -851 | 1301 | 2152 |
| | 前週比 枚数増減 (%) | | | -17.40% | -12.42% | -1.52% | 7.17% | -0.34% | -14.14% | 0.20% | 20.01% | 65.38% | -1.52% | 1.35% | 5.34% |
| CAD | 21001 | 53823 | 32822 | 19193 | 51849 | 32656 | 18771 | 48389 | 29618 | 22081 | 52100 | 30019 | 23020 | 53598 | 30578 |
| | 前週比 枚数増減 (枚) | | | -1808 | -1974 | -166 | -422 | -3460 | -3038 | 3310 | 3711 | 401 | 939 | 1498 | 559 |
| | 前週比 枚数増減 (%) | | | -8.61% | -3.67% | -0.51% | -2.20% | -6.67% | -9.30% | 17.63% | 7.67% | 1.35% | 4.25% | 2.88% | 1.86% |
| CHF | 18129 | 15894 | -2235 | 12604 | 16559 | 3955 | 13679 | 12973 | -706 | 12746 | 12626 | -120 | 12240 | 12070 | -170 |
| | 前週比 枚数増減 (枚) | | | -5525 | 665 | 6190 | 1075 | -3586 | -4661 | -933 | -347 | 586 | -506 | -556 | -50 |
| | 前週比 枚数増減 (%) | | | -30.48% | 4.18% | -27.96% | 8.53% | -21.66% | -117.85% | -6.82% | -2.67% | -83.00% | -3.97% | -4.40% | 41.67% |
| NZD | 13117 | 14258 | 1141 | 12149 | 13015 | 866 | 16443 | 12412 | -4031 | 16950 | 11172 | -5778 | 17081 | 11078 | -6003 |
| | 前週比 枚数増減 (枚) | | | -968 | -1243 | -275 | 4294 | -603 | -4897 | 507 | -1240 | -1747 | 131 | -94 | -225 |
| | 前週比 枚数増減 (%) | | | -7.38% | -8.72% | -24.10% | 35.34% | -4.63% | -565.47% | 3.08% | -9.99% | 43.34% | 0.77% | -0.84% | 3.89% |
| MXN | 23702 | 79641 | 55939 | 35044 | 76144 | 41100 | 43289 | 73578 | 30289 | 42185 | 65110 | 22925 | 63521 | 55160 | -8361 |
| | 前週比 枚数増減 (枚) | | | 11342 | -3497 | -14839 | 8245 | -2566 | -10811 | -1104 | -8468 | -7364 | 21336 | -9950 | -31286 |
| | 前週比 枚数増減 (%) | | | 47.85% | -4.39% | -26.53% | 23.53% | -3.37% | -26.30% | -2.55% | -11.51% | -24.31% | 50.58% | -15.28% | -136.47% |
| Total All 8 | 286975 | 683128 | 396153 | 256311 | 668681 | 412370 | 269257 | 635897 | 366640 | 280295 | 641630 | 361335 | 304979 | 634918 | 329939 |
| | 前週比 枚数増減 (枚) | | | -30664 | -14447 | 16217 | 12946 | -32784 | -45730 | 11038 | 5733 | -5305 | 24684 | -6712 | -31396 |
| | 前週比 枚数増減 (%) | | | -10.69% | -2.11% | 4.09% | 5.05% | -4.90% | -11.09% | 4.10% | 0.90% | -1.45% | 8.81% | -1.05% | -8.69% |
| Total 7 (MXN除く) | 263273 | 603487 | 340214 | 221267 | 592537 | 371270 | 225968 | 562319 | 336351 | 238110 | 576520 | 338410 | 241458 | 579758 | 338300 |
| | 前週比 枚数増減 (枚) | | | -42006 | -10950 | 31056 | 4701 | -30218 | -34919 | 12142 | 14201 | 2059 | 3348 | 3238 | -110 |
| | 前週比 枚数増減 (%) | | | -16.0% | -1.8% | 9.1% | 2.1% | -5.1% | -9.4% | 5.4% | 2.5% | 0.6% | 1.4% | 0.6% | 0.0% |

直近5週 CFTC IMM主要7通貨の構成

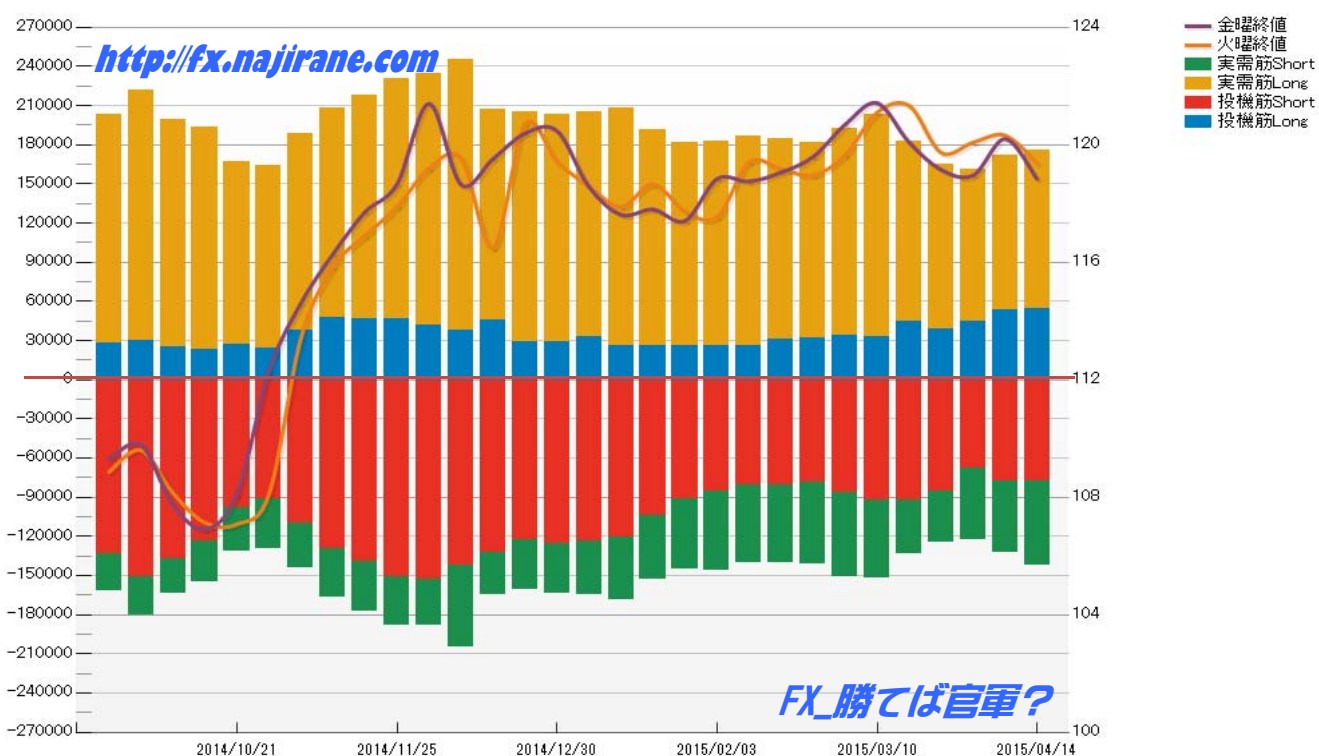


**JAPANESE YEN - CHICAGO MERCANTILE EXCHANGE
FUTURES ONLY POSITIONS**

**Code-097741
2015/04/17 公表値**

| Date | 投機筋集計 | | | | 実需筋集計 | | | | 投機筋+実需筋合計 | | | | ドル円終値 | |
|------------|-------|--------|--------|--------|--------|-------|---------|--------|-----------|--------|--------|--------|--------|--------|
| | 円買い | 円売り | 売り越し | 売買計 | 円買い | 円売り | 売り越し | 売買計 | 円買い | 円売り | 売り越し | 売買計 | 火曜締め | 金曜締め |
| 2015/04/14 | 54783 | 77853 | 23070 | 132636 | 121029 | 64194 | -56835 | 185223 | 175812 | 142047 | -33765 | 317859 | 119.37 | 118.83 |
| 2015/04/07 | 53320 | 77769 | 24449 | 131089 | 118118 | 54475 | -63643 | 172593 | 171438 | 132244 | -39194 | 303682 | 120.32 | 120.20 |
| 2015/03/31 | 44409 | 68333 | 23924 | 112742 | 116378 | 53965 | -62413 | 170343 | 160787 | 122298 | -38489 | 283085 | 120.08 | 118.96 |
| 2015/03/24 | 39156 | 85061 | 45905 | 124217 | 126021 | 40043 | -85978 | 166064 | 165177 | 125104 | -40073 | 290281 | 119.73 | 119.15 |
| 2015/03/17 | 44496 | 92550 | 48054 | 137046 | 138442 | 40731 | -97711 | 179173 | 182938 | 133281 | -49657 | 316219 | 121.33 | 120.08 |
| 2015/03/10 | 32898 | 92285 | 59387 | 125183 | 169840 | 59731 | -110109 | 229571 | 202738 | 152016 | -50722 | 354754 | 121.10 | 121.42 |
| 2015/03/03 | 33944 | 86465 | 52521 | 120409 | 158423 | 64993 | -93430 | 223416 | 192367 | 151458 | -40909 | 343825 | 119.65 | 120.69 |
| 2015/02/24 | 31611 | 79123 | 47512 | 110734 | 149980 | 62607 | -87373 | 212587 | 181591 | 141730 | -39861 | 323321 | 118.96 | 119.59 |
| 2015/02/17 | 31269 | 80360 | 49091 | 111629 | 152950 | 60096 | -92854 | 213046 | 184219 | 140456 | -43763 | 324675 | 119.18 | 119.06 |
| 2015/02/10 | 25884 | 81008 | 55124 | 106892 | 160293 | 59335 | -100958 | 219628 | 186177 | 140343 | -45834 | 326520 | 119.41 | 118.75 |
| 2015/02/03 | 25586 | 85157 | 59571 | 110743 | 157407 | 61268 | -96139 | 218675 | 182993 | 146425 | -36568 | 329418 | 117.54 | 118.84 |
| 2015/01/27 | 26526 | 91184 | 64658 | 117710 | 155145 | 54103 | -101042 | 209248 | 181671 | 145287 | -36384 | 326958 | 117.73 | 117.41 |
| 2015/01/20 | 26525 | 104411 | 77886 | 130936 | 164972 | 48783 | -116189 | 213755 | 191497 | 153194 | -38303 | 344691 | 118.66 | 117.80 |
| 2015/01/13 | 25872 | 120497 | 94625 | 146369 | 182073 | 47978 | -134095 | 230051 | 207945 | 168475 | -39470 | 376420 | 117.89 | 117.62 |
| 2015/01/06 | 33160 | 123243 | 90083 | 156403 | 172310 | 41593 | -130717 | 213903 | 205470 | 164836 | -40634 | 370306 | 118.58 | 118.56 |
| 2014/12/30 | 28836 | 125155 | 96319 | 153991 | 174779 | 38377 | -136402 | 213156 | 203615 | 163532 | -40083 | 367147 | 119.43 | 120.47 |
| 2014/12/23 | 29021 | 122763 | 93742 | 151784 | 176015 | 38120 | -137895 | 214135 | 205036 | 160883 | -44153 | 365919 | 120.71 | 120.39 |
| 2014/12/16 | 45652 | 132579 | 86927 | 178231 | 161934 | 31809 | -130125 | 193743 | 207586 | 164388 | -43198 | 371974 | 116.49 | 119.52 |
| 2014/12/09 | 38067 | 142203 | 104136 | 180270 | 207616 | 62695 | -144921 | 270311 | 245683 | 204898 | -40785 | 450581 | 119.53 | 118.64 |
| 2014/12/02 | 41530 | 152690 | 111160 | 194220 | 192591 | 35841 | -156750 | 228432 | 234121 | 188531 | -45590 | 422652 | 119.20 | 121.40 |
| 2014/11/25 | 46304 | 150684 | 104380 | 196988 | 184551 | 37568 | -146983 | 222119 | 230855 | 188252 | -42603 | 419107 | 117.89 | 118.66 |
| 2014/11/18 | 46612 | 139066 | 92454 | 185678 | 171130 | 38295 | -132835 | 209425 | 217742 | 177361 | -40381 | 395103 | 116.91 | 117.71 |
| 2014/11/11 | 47271 | 129834 | 82563 | 177105 | 161168 | 36695 | -124473 | 197863 | 208439 | 166529 | -41910 | 374968 | 115.84 | 116.28 |
| 2014/11/04 | 37917 | 109568 | 71651 | 147485 | 150672 | 34836 | -115836 | 185508 | 188589 | 144404 | -44185 | 332993 | 113.42 | 114.61 |
| 2014/10/28 | 23883 | 91282 | 67399 | 115165 | 139790 | 38583 | -101207 | 178373 | 163673 | 129865 | -33808 | 293538 | 108.10 | 112.29 |
| 2014/10/21 | 26634 | 98372 | 71738 | 125006 | 140081 | 33149 | -106932 | 173230 | 166715 | 131521 | -35194 | 298236 | 107.08 | 108.11 |
| 2014/10/14 | 22839 | 123986 | 101147 | 146825 | 170600 | 31438 | -139162 | 202038 | 193439 | 155424 | -38015 | 348863 | 107.13 | 106.91 |
| 2014/10/07 | 24837 | 137388 | 112551 | 162225 | 174647 | 26205 | -148442 | 200852 | 199484 | 163593 | -35891 | 363077 | 108.14 | 107.74 |
| 2014/09/30 | 29910 | 150788 | 120878 | 180698 | 192095 | 29618 | -162477 | 221713 | 222005 | 180406 | -41599 | 402411 | 109.60 | 109.78 |
| 2014/09/23 | 28391 | 133813 | 105422 | 162204 | 174766 | 27983 | -146783 | 202749 | 203157 | 161796 | -41361 | 364953 | 108.86 | 109.29 |

**JAPANESE YEN - CHICAGO MERCANTILE EXCHANGE
FUTURES ONLY POSITIONS Code-097741**



**EURO FX - CHICAGO MERCANTILE EXCHANGE
FUTURES ONLY POSITIONS**

**Code-099741
2015/04/17 公表値**

| Date | 投機筋集計 | | | | 実需筋集計 | | | | 投機筋+実需筋合計 | | | | ユーロドル終値 | |
|------------|-------|--------|--------|--------|--------|--------|---------|--------|-----------|--------|--------|--------|---------|--------|
| | EUR買い | EUR売り | 売り越し | 売買計 | EUR買い | EUR売り | 売り越し | 売買計 | EUR買い | EUR売り | 売り越し | 売買計 | 火曜締め | 金曜締め |
| 2015/04/14 | 45264 | 257611 | 212347 | 302875 | 358360 | 101060 | -257300 | 459420 | 403624 | 358671 | -44953 | 762295 | 1.0655 | 1.0818 |
| 2015/04/07 | 39444 | 254702 | 215258 | 294146 | 356228 | 96223 | -260005 | 452451 | 395672 | 350925 | -44747 | 746597 | 1.0811 | 1.0606 |
| 2015/03/31 | 41709 | 268269 | 226560 | 309978 | 372420 | 97951 | -274469 | 470371 | 414129 | 366220 | -47909 | 780349 | 1.0741 | 1.0970 |
| 2015/03/24 | 50148 | 271111 | 220963 | 321259 | 366788 | 94933 | -271855 | 461721 | 416936 | 366044 | -50892 | 782980 | 1.0914 | 1.0889 |
| 2015/03/17 | 56329 | 250103 | 193774 | 306432 | 348754 | 101065 | -247689 | 449819 | 405083 | 351168 | -53915 | 756251 | 1.0592 | 1.0822 |
| 2015/03/10 | 61271 | 242344 | 181073 | 303615 | 369650 | 136170 | -233480 | 505820 | 430921 | 378514 | -52407 | 809435 | 1.0685 | 1.0493 |
| 2015/03/03 | 48467 | 220856 | 172389 | 269323 | 347041 | 122394 | -224647 | 469435 | 395508 | 343250 | -52258 | 738758 | 1.1179 | 1.0849 |
| 2015/02/24 | 45511 | 223247 | 177736 | 268758 | 343315 | 116354 | -226961 | 459669 | 388826 | 339601 | -49225 | 728427 | 1.1338 | 1.1189 |
| 2015/02/17 | 47175 | 232757 | 185582 | 279932 | 349201 | 111559 | -237642 | 460760 | 396376 | 344316 | -52060 | 740692 | 1.1408 | 1.1382 |
| 2015/02/10 | 47217 | 241858 | 194641 | 289075 | 356674 | 110223 | -245451 | 465897 | 402891 | 352081 | -50810 | 754972 | 1.1315 | 1.1400 |
| 2015/02/03 | 47719 | 244028 | 196309 | 291747 | 366203 | 113239 | -252964 | 479442 | 413922 | 357267 | -56655 | 771189 | 1.1463 | 1.1318 |
| 2015/01/27 | 50489 | 235234 | 184745 | 285723 | 355311 | 111048 | -244263 | 466359 | 405800 | 346282 | -59518 | 752082 | 1.1370 | 1.1298 |
| 2015/01/20 | 52047 | 232777 | 180730 | 284824 | 350433 | 114236 | -236197 | 464669 | 402480 | 347013 | -55467 | 749493 | 1.1554 | 1.1211 |
| 2015/01/13 | 50858 | 218709 | 167851 | 269567 | 331934 | 106709 | -225225 | 438643 | 382792 | 325418 | -57374 | 708210 | 1.1775 | 1.1565 |
| 2015/01/06 | 46016 | 207056 | 161040 | 253072 | 322212 | 105617 | -216595 | 427829 | 368228 | 312673 | -55555 | 680901 | 1.1871 | 1.1843 |
| 2014/12/30 | 43202 | 195421 | 152219 | 238623 | 302896 | 101172 | -201724 | 404068 | 346098 | 296593 | -49505 | 642691 | 1.2157 | 1.2003 |
| 2014/12/23 | 40690 | 187294 | 146604 | 227984 | 295843 | 99595 | -196248 | 395438 | 336533 | 286889 | -49644 | 623422 | 1.2172 | 1.2177 |
| 2014/12/16 | 56179 | 182834 | 126655 | 239013 | 268612 | 95144 | -173468 | 363756 | 324791 | 277978 | -46813 | 602769 | 1.2510 | 1.2225 |
| 2014/12/09 | 58306 | 195218 | 136912 | 253524 | 367178 | 174825 | -192353 | 542003 | 425484 | 370043 | -55441 | 795527 | 1.2377 | 1.2453 |
| 2014/12/02 | 57272 | 216551 | 159279 | 273823 | 358219 | 143333 | -214886 | 501552 | 415491 | 359884 | -55607 | 775375 | 1.2382 | 1.2287 |
| 2014/11/25 | 57982 | 223062 | 165080 | 281044 | 366561 | 144526 | -222035 | 511087 | 424543 | 367588 | -56955 | 792131 | 1.2472 | 1.2443 |
| 2014/11/18 | 58048 | 226778 | 168730 | 284826 | 365846 | 141782 | -224064 | 507628 | 423894 | 368560 | -55334 | 792454 | 1.2532 | 1.2388 |
| 2014/11/11 | 60454 | 224347 | 163893 | 284801 | 365507 | 142559 | -222948 | 508066 | 425961 | 366906 | -59055 | 792867 | 1.2472 | 1.2526 |
| 2014/11/04 | 59566 | 238587 | 179021 | 298153 | 367033 | 129740 | -237293 | 496773 | 426599 | 368327 | -58272 | 794926 | 1.2552 | 1.2452 |
| 2014/10/28 | 59054 | 224761 | 165707 | 283815 | 343150 | 130765 | -212385 | 473915 | 402204 | 355526 | -46678 | 757730 | 1.2736 | 1.2523 |
| 2014/10/21 | 60188 | 219559 | 159371 | 279747 | 340562 | 132521 | -208041 | 473083 | 400750 | 352080 | -48670 | 752830 | 1.2711 | 1.2667 |
| 2014/10/14 | 60158 | 215500 | 155342 | 275658 | 337436 | 132670 | -204766 | 470106 | 397594 | 348170 | -49424 | 745764 | 1.2658 | 1.2760 |
| 2014/10/07 | 61467 | 207679 | 146212 | 269146 | 324023 | 124709 | -199314 | 448732 | 385490 | 332388 | -53102 | 717878 | 1.2665 | 1.2613 |
| 2014/09/30 | 67030 | 204555 | 137525 | 271585 | 302134 | 114913 | -187221 | 417047 | 369164 | 319468 | -49696 | 688632 | 1.2630 | 1.2511 |
| 2014/09/23 | 60654 | 202619 | 141965 | 263273 | 297160 | 106324 | -190836 | 403484 | 357814 | 308943 | -48871 | 666757 | 1.2848 | 1.2683 |

**EURO FX - CHICAGO MERCANTILE EXCHANGE
FUTURES ONLY POSITIONS Code-099741**

