

JAPANESE YEN - CHICAGO MERCANTILE EXCHANGE

Code-097741

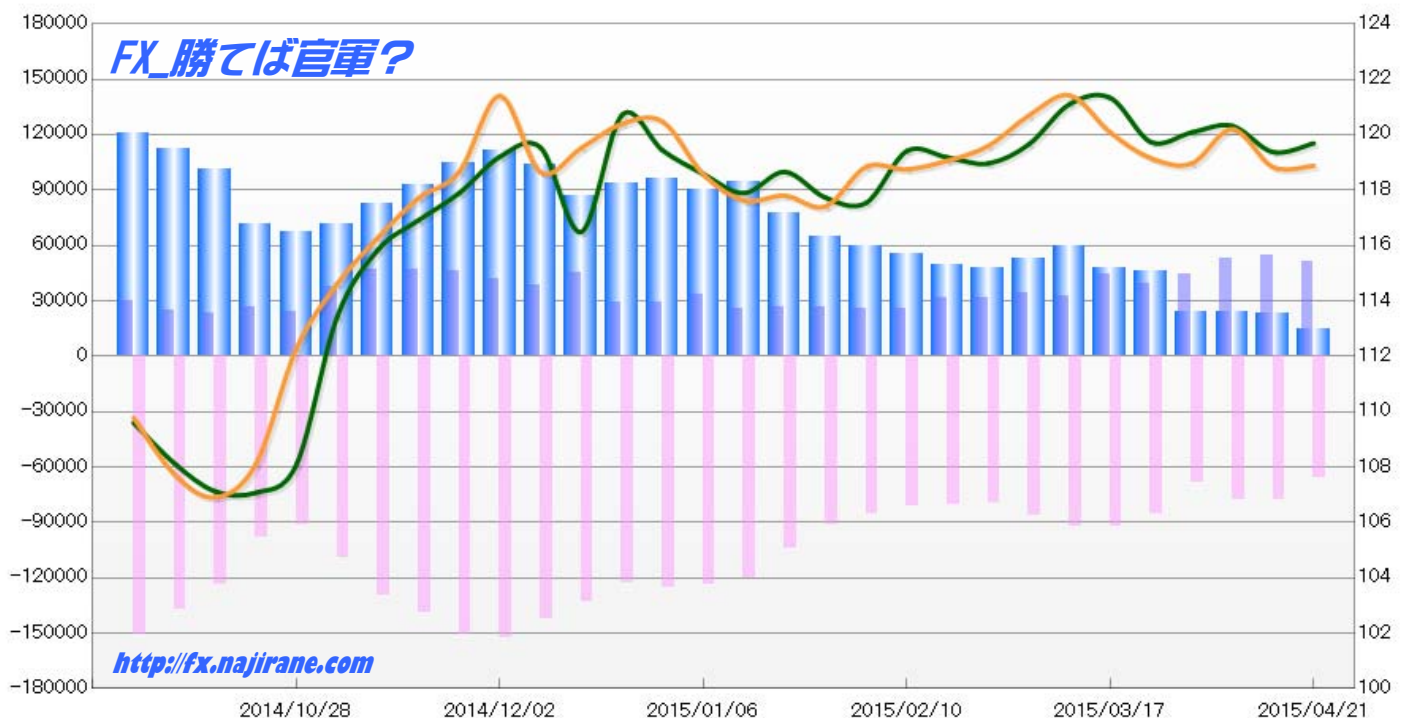
2014/10/28 ~ 2015/04/21

2015/04/24 NYクローズ時公表値

Report_Date	Non Commercial Positions												火曜日 引け値	金曜日 引け値
	Long	増減	増減(%)	Short	増減	増減(%)	売り越し	増減	増減(%)	売買計	増減	増減(%)		
2015/04/21	51520	-3263	-6.0%	65968	-11885	-15.3%	14448	-8622	-37.4%	117488	-15148	-11.4%	119.69	118.88
2015/04/14	54783	1463	2.7%	77853	84	0.1%	23070	-1379	-5.6%	132636	1547	1.2%	119.37	118.83
2015/04/07	53320	8911	20.1%	77769	9436	13.8%	24449	525	2.2%	131089	18347	16.3%	120.32	120.20
2015/03/31	44409	5253	13.4%	68333	-16728	-19.7%	23924	-21981	-47.9%	112742	-11475	-9.2%	120.08	118.96
2015/03/24	39156	-5340	-12.0%	85061	-7489	-8.1%	45905	-2149	-4.5%	124217	-12829	-9.4%	119.73	119.15
2015/03/17	44496	11598	35.3%	92550	265	0.3%	48054	-11333	-19.1%	137046	11863	9.5%	121.33	120.08
2015/03/10	32898	-1046	-3.1%	92285	5820	6.7%	59387	6866	13.1%	125183	4774	4.0%	121.10	121.42
2015/03/03	33944	2333	7.4%	86465	7342	9.3%	52521	5009	10.5%	120409	9675	8.7%	119.65	120.69
2015/02/24	31611	342	1.1%	79123	-1237	-1.5%	47512	-1579	-3.2%	110734	-895	-0.8%	118.96	119.59
2015/02/17	31269	5385	20.8%	80360	-648	-0.8%	49091	-6033	-10.9%	111629	4737	4.4%	119.18	119.06
2015/02/10	25884	298	1.2%	81008	-4149	-4.9%	55124	-4447	-7.5%	106892	-3851	-3.5%	119.41	118.75
2015/02/03	25586	-940	-3.5%	85157	-6027	-6.6%	59571	-5087	-7.9%	110743	-6967	-5.9%	117.54	118.84
2015/01/27	26526	1	0.0%	91184	-13227	-12.7%	64658	-13228	-17.0%	117710	-13226	-10.1%	117.73	117.41
2015/01/20	26525	653	2.5%	104411	-16086	-13.3%	77886	-16739	-17.7%	130936	-15433	-10.5%	118.66	117.80
2015/01/13	25872	-7288	-22.0%	120497	-2746	-2.2%	94625	4542	5.0%	146369	-10034	-6.4%	117.89	117.62
2015/01/06	33160	4324	15.0%	123243	-1912	-1.5%	90083	-6236	-6.5%	156403	2412	1.6%	118.58	118.56
2014/12/30	28836	-185	-0.6%	125155	2392	1.9%	96319	2577	2.7%	153991	2207	1.5%	119.43	120.47
2014/12/23	29021	-16631	-36.4%	122763	-9816	-7.4%	93742	6815	7.8%	151784	-26447	-14.8%	120.71	120.39
2014/12/16	45652	7585	19.9%	132579	-9624	-6.8%	86927	-17209	-16.5%	178231	-2039	-1.1%	116.49	119.52
2014/12/09	38067	-3463	-8.3%	142203	-10487	-6.9%	104136	-7024	-6.3%	180270	-13950	-7.2%	119.53	118.64
2014/12/02	41530	-4774	-10.3%	152690	2006	1.3%	111160	6780	6.5%	194220	-2768	-1.4%	119.20	121.40
2014/11/25	46304	-308	-0.7%	150684	11618	8.4%	104380	11926	12.9%	196988	11310	6.1%	117.89	118.66
2014/11/18	46612	-659	-1.4%	139066	9232	7.1%	92454	9891	12.0%	185678	8573	4.8%	116.91	117.71
2014/11/11	47271	9354	24.7%	129834	20266	18.5%	82563	10912	15.2%	177105	29620	20.1%	115.84	116.28
2014/11/04	37917	14034	58.8%	109568	18286	20.0%	71651	4252	6.3%	147485	32320	28.1%	113.42	114.61
2014/10/28	23883			91282			67399			115165			108.10	112.29

JAPANESE YEN - CHICAGO MERCANTILE EXCHANGE
FUTURES ONLY POSITIONS

— 金曜終値 — 火曜終値 — Short枚数 — Long枚数 — 売り越し枚数(マイナスの場合は買越しと読替)



EURO FX - CHICAGO MERCANTILE EXCHANGE
2014/10/28 ~ 2015/04/21

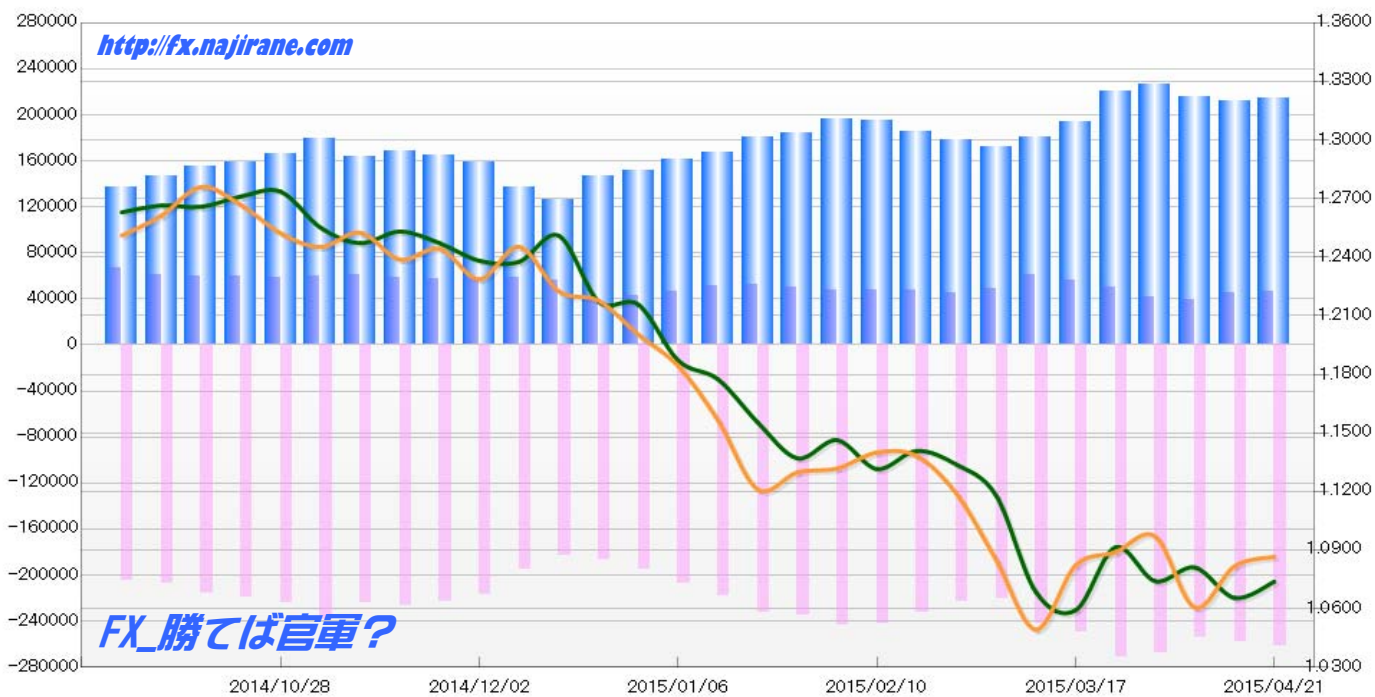
Code-099741

2015/04/24 NYクローズ時公表値

Report_Date	Non Commercial Positions												火曜日 引け値	金曜日 引け値
	Long	増減		Short	増減		売り越し	増減		売買計	増減			
2015/04/21	46821	1557	3.4%	261466	3855	1.5%	214645	2298	1.1%	308287	5412	1.8%	1.0738	1.0866
2015/04/14	45264	5820	14.8%	257611	2909	1.1%	212347	-2911	-1.4%	302875	8729	3.0%	1.0655	1.0818
2015/04/07	39444	-2265	-5.4%	254702	-13567	-5.1%	215258	-11302	-5.0%	294146	-15832	-5.1%	1.0811	1.0606
2015/03/31	41709	-8439	-16.8%	268269	-2842	-1.0%	226560	5597	2.5%	309978	-11281	-3.5%	1.0741	1.0970
2015/03/24	50148	-6181	-11.0%	271111	21008	8.4%	220963	27189	14.0%	321259	14827	4.8%	1.0914	1.0889
2015/03/17	56329	-4942	-8.1%	250103	7759	3.2%	193774	12701	7.0%	306432	2817	0.9%	1.0592	1.0822
2015/03/10	61271	12804	26.4%	242344	21488	9.7%	181073	8684	5.0%	303615	34292	12.7%	1.0685	1.0493
2015/03/03	48467	2956	6.5%	220856	-2391	-1.1%	172389	-5347	-3.0%	269323	565	0.2%	1.1179	1.0849
2015/02/24	45511	-1664	-3.5%	223247	-9510	-4.1%	177736	-7846	-4.2%	268758	-11174	-4.0%	1.1338	1.1189
2015/02/17	47175	-42	-0.1%	232757	-9101	-3.8%	185582	-9059	-4.7%	279932	-9143	-3.2%	1.1408	1.1382
2015/02/10	47217	-502	-1.1%	241858	-2170	-0.9%	194641	-1668	-0.8%	289075	-2672	-0.9%	1.1315	1.1400
2015/02/03	47719	-2770	-5.5%	244028	8794	3.7%	196309	11564	6.3%	291747	6024	2.1%	1.1463	1.1318
2015/01/27	50489	-1558	-3.0%	235234	2457	1.1%	184745	4015	2.2%	285723	899	0.3%	1.1370	1.1298
2015/01/20	52047	1189	2.3%	232777	14068	6.4%	180730	12879	7.7%	284824	15257	5.7%	1.1554	1.1211
2015/01/13	50858	4842	10.5%	218709	11653	5.6%	167851	6811	4.2%	269567	16495	6.5%	1.1775	1.1565
2015/01/06	46016	2814	6.5%	207056	11635	6.0%	161040	8821	5.8%	253072	14449	6.1%	1.1871	1.1843
2014/12/30	43202	2512	6.2%	195421	8127	4.3%	152219	5615	3.8%	238623	10639	4.7%	1.2157	1.2003
2014/12/23	40690	-15489	-27.6%	187294	4460	2.4%	146604	19949	15.8%	227984	-11029	-4.6%	1.2172	1.2177
2014/12/16	56179	-2127	-3.6%	182834	-12384	-6.3%	126655	-10257	-7.5%	239013	-14511	-5.7%	1.2510	1.2225
2014/12/09	58306	1034	1.8%	195218	-21333	-9.9%	136912	-22367	-14.0%	253524	-20299	-7.4%	1.2377	1.2453
2014/12/02	57272	-710	-1.2%	216551	-6511	-2.9%	159279	-5801	-3.5%	273823	-7221	-2.6%	1.2382	1.2287
2014/11/25	57982	-66	-0.1%	223062	-3716	-1.6%	165080	-3650	-2.2%	281044	-3782	-1.3%	1.2472	1.2443
2014/11/18	58048	-2406	-4.0%	226778	2431	1.1%	168730	4837	3.0%	284826	25	0.0%	1.2532	1.2388
2014/11/11	60454	888	1.5%	224347	-14240	-6.0%	163893	-15128	-8.5%	284801	-13352	-4.5%	1.2472	1.2526
2014/11/04	59566	512	0.9%	238587	13826	6.2%	179021	13314	8.0%	298153	14338	5.1%	1.2552	1.2452
2014/10/28	59054			224761			165707			283815			1.2736	1.2523

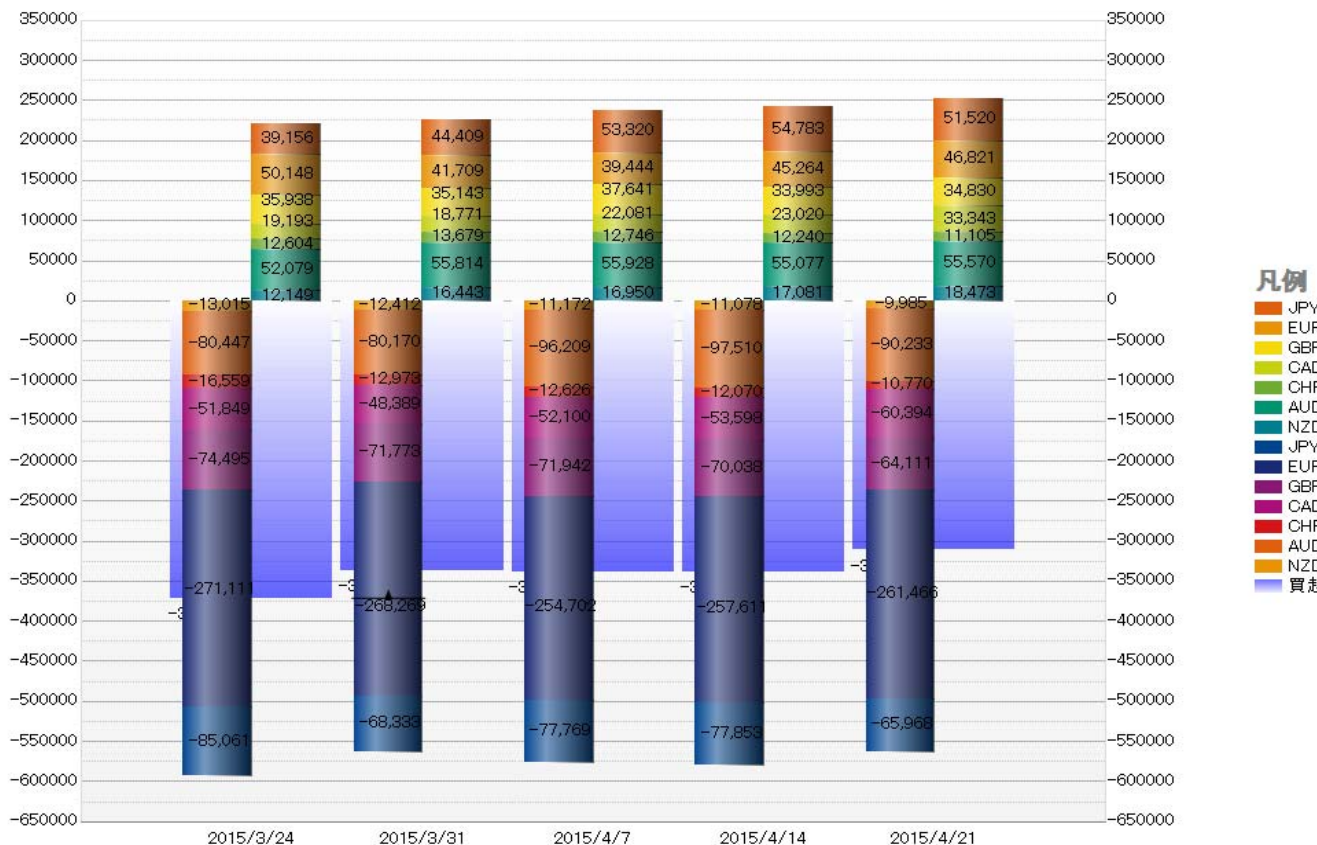
EURO FX - CHICAGO MERCANTILE EXCHANGE
FUTURES ONLY POSITIONS

— 金曜締め週終値 — 火曜締め週終値 — Short枚数 — Long枚数 — 売り越し枚数(マイナスの場合は買越しと読替え)



	2015/03/24			2015/03/31			2015/04/07			2015/04/14			2015/04/21		
	Long	Short	売り越し	Long	Short	売り越し	Long	Short	売り越し	Long	Short	売り越し	Long	Short	売り越し
JPY	39156	85061	45905	44409	68333	23924	53320	77769	24449	54783	77853	23070	51520	65968	14448
	前週比 枚数増減 (枚)			5253	-16728	-21981	8911	9436	525	1463	84	-1379	-3263	-11885	-8622
	前週比 枚数増減 (%)			13.42%	-19.67%	-47.88%	20.07%	13.81%	2.19%	2.74%	0.11%	-5.64%	-5.96%	-15.27%	-37.37%
EUR	50148	271111	220963	41709	268269	226560	39444	254702	215258	45264	257611	212347	46821	261466	214645
	前週比 枚数増減 (枚)			-8439	-2842	5597	-2265	-13567	-11302	5820	2909	-2911	1557	3855	2298
	前週比 枚数増減 (%)			-16.83%	-1.05%	2.53%	-5.43%	-5.06%	-4.99%	14.76%	1.14%	-1.35%	3.44%	1.50%	1.08%
GBP	35938	74495	38557	35143	71773	36630	37641	71942	34301	33993	70038	36045	34830	64111	29281
	前週比 枚数増減 (枚)			-795	-2722	-1927	2498	169	-2329	-3648	-1904	1744	837	-5927	-6764
	前週比 枚数増減 (%)			-2.21%	-3.65%	-5.00%	7.11%	0.24%	-6.36%	-9.69%	-2.65%	5.08%	2.46%	-8.46%	-18.77%
AUD	52079	80447	28368	55814	80170	24356	55928	96209	40281	55077	97510	42433	55570	90233	34663
	前週比 枚数増減 (枚)			3735	-277	-4012	114	16039	15925	-851	1301	2152	493	-7277	-7770
	前週比 枚数増減 (%)			7.17%	-0.34%	-14.14%	0.20%	20.01%	65.38%	-1.52%	1.35%	5.34%	0.90%	-7.46%	-18.31%
CAD	19193	51849	32656	18771	48389	29618	22081	52100	30019	23020	53598	30578	33343	60394	27051
	前週比 枚数増減 (枚)			-422	-3460	-3038	3310	3711	401	939	1498	559	10323	6796	-3527
	前週比 枚数増減 (%)			-2.20%	-6.67%	-9.30%	17.63%	7.67%	1.35%	4.25%	2.88%	1.86%	44.84%	12.68%	-11.53%
CHF	12604	16559	3955	13679	12973	-706	12746	12626	-120	12240	12070	-170	11105	10770	-335
	前週比 枚数増減 (枚)			1075	-3586	-4661	-933	-347	586	-506	-556	-50	-1135	-1300	-165
	前週比 枚数増減 (%)			8.53%	-21.66%	-117.85%	-6.82%	-2.67%	-83.00%	-3.97%	-4.40%	41.67%	-9.27%	-10.77%	97.06%
NZD	12149	13015	866	16443	12412	-4031	16950	11172	-5778	17081	11078	-6003	18473	9985	-8488
	前週比 枚数増減 (枚)			4294	-603	-4897	507	-1240	-1747	131	-94	-225	1392	-1093	-2485
	前週比 枚数増減 (%)			35.34%	-4.63%	-565.47%	3.08%	-9.99%	43.34%	0.77%	-0.84%	3.89%	8.15%	-9.87%	41.40%
MXN	35044	76144	41100	43289	73578	30289	42185	65110	22925	63521	55160	-8361	50343	64018	13675
	前週比 枚数増減 (枚)			8245	-2566	-10811	-1104	-8468	-7364	21336	-9950	-31286	-13178	8858	22036
	前週比 枚数増減 (%)			23.53%	-3.37%	-26.30%	-2.55%	-11.51%	-24.31%	50.58%	-15.28%	-136.47%	-20.75%	16.06%	-263.56%
Total All 8	256311	668681	412370	269257	635897	366640	280295	641630	361335	304979	634918	329939	302005	626945	324940
	前週比 枚数増減 (枚)			12946	-32784	-45730	11038	5733	-5305	24684	-6712	-31396	-2974	-7973	-4999
	前週比 枚数増減 (%)			5.05%	-4.90%	-11.09%	4.10%	0.90%	-1.45%	8.81%	-1.05%	-8.69%	-0.98%	-1.26%	-1.52%
Total 7 (MXN除く)	221267	592537	371270	225968	562319	336351	238110	576520	338410	241458	579758	338300	251662	562927	311265
	前週比 枚数増減 (枚)			4701	-30218	-34919	12142	14201	2059	3348	3238	-110	10204	-16831	-27035
	前週比 枚数増減 (%)			2.1%	-5.1%	-9.4%	5.4%	2.5%	0.6%	1.4%	0.6%	0.0%	4.2%	-2.9%	-8.0%

直近5週 CFTC IMM主要7通貨の構成

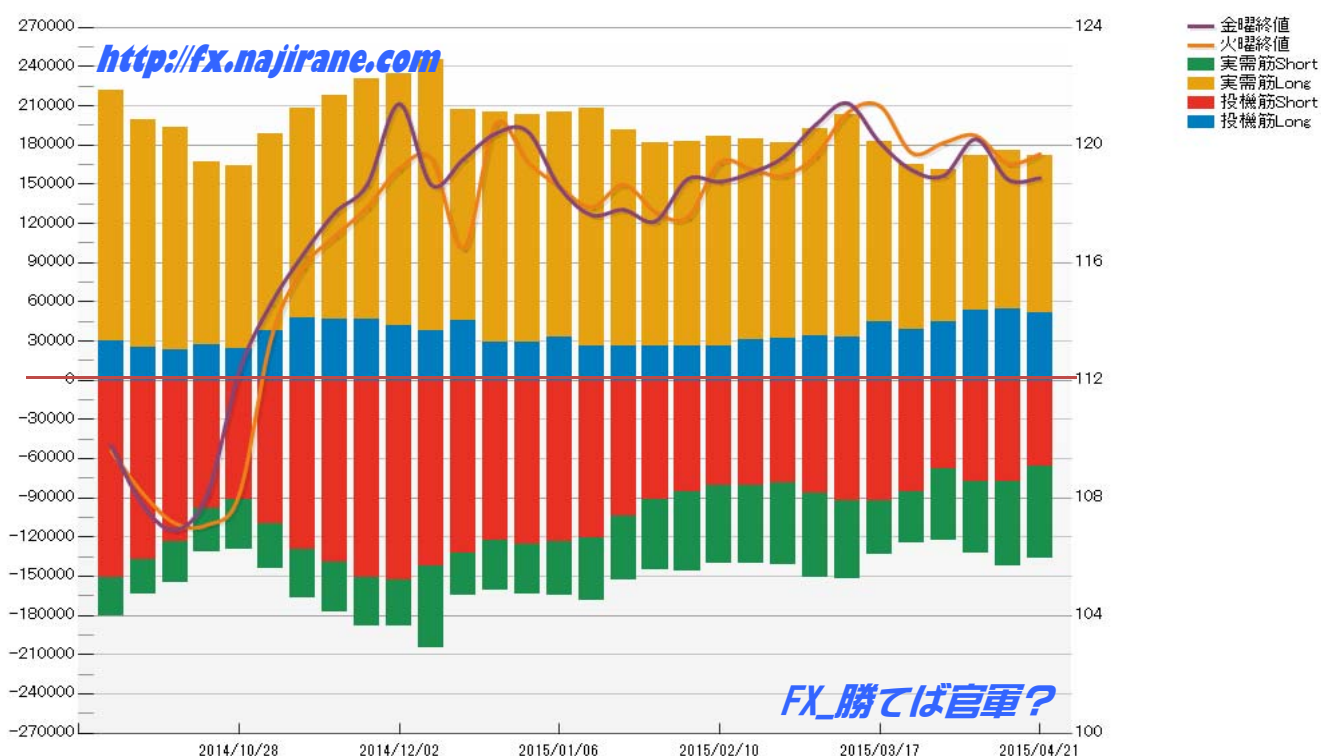


**JAPANESE YEN – CHICAGO MERCANTILE EXCHANGE
FUTURES ONLY POSITIONS**

**Code-097741
2015/04/24 公表値**

Date	投機筋集計				実需筋集計				投機筋+実需筋合計				ドル円終値	
	円買い	円売り	売り越し	売買計	円買い	円売り	売り越し	売買計	円買い	円売り	売り越し	売買計	火曜締め	金曜締め
2015/04/21	51520	65968	14448	117488	120368	70330	-50038	190698	171888	136298	-35590	308186	119.69	118.88
2015/04/14	54783	77853	23070	132636	121029	64194	-56835	185223	175812	142047	-33765	317859	119.37	118.83
2015/04/07	53320	77769	24449	131089	118118	54475	-63643	172593	171438	132244	-39194	303682	120.32	120.20
2015/03/31	44409	68333	23924	112742	116378	53965	-62413	170343	160787	122298	-38489	283085	120.08	118.96
2015/03/24	39156	85061	45905	124217	126021	40043	-85978	166064	165177	125104	-40073	290281	119.73	119.15
2015/03/17	44496	92550	48054	137046	138442	40731	-97711	179173	182938	133281	-49657	316219	121.33	120.08
2015/03/10	32898	92285	59387	125183	169840	59731	-110109	229571	202738	152016	-50722	354754	121.10	121.42
2015/03/03	33944	86465	52521	120409	158423	64993	-93430	223416	192367	151458	-40909	343825	119.65	120.69
2015/02/24	31611	79123	47512	110734	149980	62607	-87373	212587	181591	141730	-39861	323321	118.96	119.59
2015/02/17	31269	80360	49091	111629	152950	60096	-92854	213046	184219	140456	-43763	324675	119.18	119.06
2015/02/10	25884	81008	55124	106892	160293	59335	-100958	219628	186177	140343	-45834	326520	119.41	118.75
2015/02/03	25586	85157	59571	110743	157407	61268	-96139	218675	182993	146425	-36568	329418	117.54	118.84
2015/01/27	26526	91184	64658	117710	155145	54103	-101042	209248	181671	145287	-36384	326958	117.73	117.41
2015/01/20	26525	104411	77886	130936	164972	48783	-116189	213755	191497	153194	-38303	344691	118.66	117.80
2015/01/13	25872	120497	94625	146369	182073	47978	-134095	230051	207945	168475	-39470	376420	117.89	117.62
2015/01/06	33160	123243	90083	156403	172310	41593	-130717	213903	205470	164836	-40634	370306	118.58	118.56
2014/12/30	28836	125155	96319	153991	174779	38377	-136402	213156	203615	163532	-40083	367147	119.43	120.47
2014/12/23	29021	122763	93742	151784	176015	38120	-137895	214135	205036	160883	-44153	365919	120.71	120.39
2014/12/16	45652	132579	86927	178231	161934	31809	-130125	193743	207586	164388	-43198	371974	116.49	119.52
2014/12/09	38067	142203	104136	180270	207616	62695	-144921	270311	245683	204898	-40785	450581	119.53	118.64
2014/12/02	41530	152690	111160	194220	192591	35841	-156750	228432	234121	188531	-45590	422652	119.20	121.40
2014/11/25	46304	150684	104380	196988	184551	37568	-146983	222119	230855	188252	-42603	419107	117.89	118.66
2014/11/18	46612	139066	92454	185678	171130	38295	-132835	209425	217742	177361	-40381	395103	116.91	117.71
2014/11/11	47271	129834	82563	177105	161168	36695	-124473	197863	208439	166529	-41910	374968	115.84	116.28
2014/11/04	37917	109568	71651	147485	150672	34836	-115836	185508	188589	144404	-44185	332993	113.42	114.61
2014/10/28	23883	91282	67399	115165	139790	38583	-101207	178373	163673	129865	-33808	293538	108.10	112.29
2014/10/21	26634	98372	71738	125006	140081	33149	-106932	173230	166715	131521	-35194	298236	107.08	108.11
2014/10/14	22839	123986	101147	146825	170600	31438	-139162	202038	193439	155424	-38015	348863	107.13	106.91
2014/10/07	24837	137388	112551	162225	174647	26205	-148442	200852	199484	163593	-35891	363077	108.14	107.74
2014/09/30	29910	150788	120878	180698	192095	29618	-162477	221713	222005	180406	-41599	402411	109.60	109.78

**JAPANESE YEN - CHICAGO MERCANTILE EXCHANGE
FUTURES ONLY POSITIONS Code-097741**



**EURO FX - CHICAGO MERCANTILE EXCHANGE
FUTURES ONLY POSITIONS**

**Code-099741
2015/04/24 公表値**

Date	投机筋集計				実需筋集計				投机筋+実需筋合計				ユーロドル終値	
	EUR買い	EUR売り	売り越し	売買計	EUR買い	EUR売り	売り越し	売買計	EUR買い	EUR売り	売り越し	売買計	火曜締め	金曜締め
2015/04/21	46821	261466	214645	308287	361058	102833	-258225	463891	407879	364299	-43580	772178	1.0738	1.0866
2015/04/14	45264	257611	212347	302875	358360	101060	-257300	459420	403624	358671	-44953	762295	1.0655	1.0818
2015/04/07	39444	254702	215258	294146	356228	96223	-260005	452451	395672	350925	-44747	746597	1.0811	1.0606
2015/03/31	41709	268269	226560	309978	372420	97951	-274469	470371	414129	366220	-47909	780349	1.0741	1.0970
2015/03/24	50148	271111	220963	321259	366788	94933	-271855	461721	416936	366044	-50892	782980	1.0914	1.0889
2015/03/17	56329	250103	193774	306432	348754	101065	-247689	449819	405083	351168	-53915	756251	1.0592	1.0822
2015/03/10	61271	242344	181073	303615	369650	136170	-233480	505820	430921	378514	-52407	809435	1.0685	1.0493
2015/03/03	48467	220856	172389	269323	347041	122394	-224647	469435	395508	343250	-52258	738758	1.1179	1.0849
2015/02/24	45511	223247	177736	268758	343315	116354	-226961	459669	388826	339601	-49225	728427	1.1338	1.1189
2015/02/17	47175	232757	185582	279932	349201	111559	-237642	460760	396376	344316	-52060	740692	1.1408	1.1382
2015/02/10	47217	241858	194641	289075	356674	110223	-245451	465897	402891	352081	-50810	754972	1.1315	1.1400
2015/02/03	47719	244028	196309	291747	366203	113239	-252964	479442	413922	357267	-56655	771189	1.1463	1.1318
2015/01/27	50489	235234	184745	285723	355311	111048	-244263	466359	405800	346282	-59518	752082	1.1370	1.1298
2015/01/20	52047	232777	180730	284824	350433	114236	-236197	464669	402480	347013	-55467	749493	1.1554	1.1211
2015/01/13	50858	218709	167851	269567	331934	106709	-225225	438643	382792	325418	-57374	708210	1.1775	1.1565
2015/01/06	46016	207056	161040	253072	322212	105617	-216595	427829	368228	312673	-55555	680901	1.1871	1.1843
2014/12/30	43202	195421	152219	238623	302896	101172	-201724	404068	346098	296593	-49505	642691	1.2157	1.2003
2014/12/23	40690	187294	146604	227984	295843	99595	-196248	395438	336533	286889	-49644	623422	1.2172	1.2177
2014/12/16	56179	182834	126655	239013	268612	95144	-173468	363756	324791	277978	-46813	602769	1.2510	1.2225
2014/12/09	58306	195218	136912	253524	367178	174825	-192353	542003	425484	370043	-55441	795527	1.2377	1.2453
2014/12/02	57272	216551	159279	273823	358219	143333	-214886	501552	415491	359884	-55607	775375	1.2382	1.2287
2014/11/25	57982	223062	165080	281044	366561	144526	-222035	511087	424543	367588	-56955	792131	1.2472	1.2443
2014/11/18	58048	226778	168730	284826	365846	141782	-224064	507628	423894	368560	-55334	792454	1.2532	1.2388
2014/11/11	60454	224347	163893	284801	365507	142559	-222948	508066	425961	366906	-59055	792867	1.2472	1.2526
2014/11/04	59566	238587	179021	298153	367033	129740	-237293	496773	426599	368327	-58272	794926	1.2552	1.2452
2014/10/28	59054	224761	165707	283815	343150	130765	-212385	473915	402204	355526	-46678	757730	1.2736	1.2523
2014/10/21	60188	219559	159371	279747	340562	132521	-208041	473083	400750	352080	-48670	752830	1.2711	1.2667
2014/10/14	60158	215500	155342	275658	337436	132670	-204766	470106	397594	348170	-49424	745764	1.2658	1.2760
2014/10/07	61467	207679	146212	269146	324023	124709	-199314	448732	385490	332388	-53102	717878	1.2665	1.2613
2014/09/30	67030	204555	137525	271585	302134	114913	-187221	417047	369164	319468	-49696	688632	1.2630	1.2511

**EURO FX - CHICAGO MERCANTILE EXCHANGE
FUTURES ONLY POSITIONS Code-099741**

