

JAPANESE YEN - CHICAGO MERCANTILE EXCHANGE

Code-097741

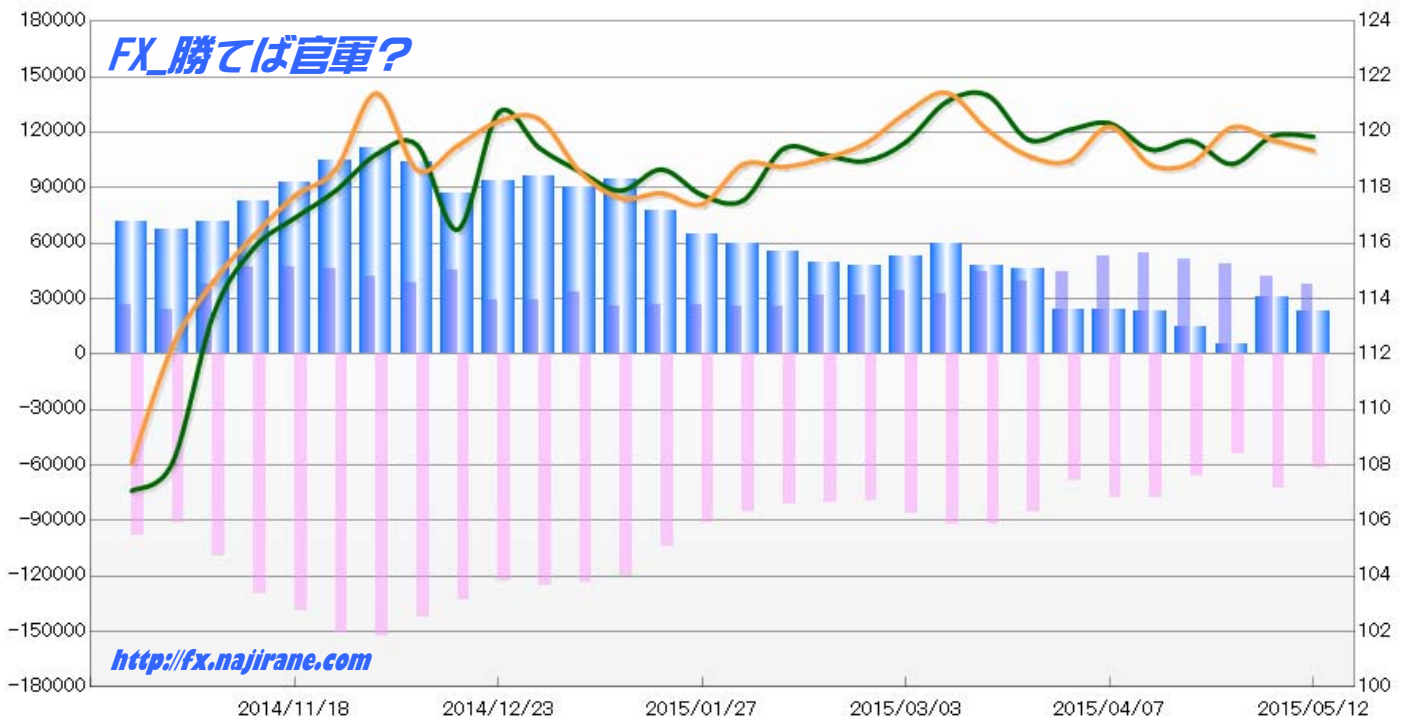
2014/11/18 ~ 2015/05/12

2015/05/15 NYクローズ時公表値

| Report_Date | Non Commercial Positions |        |        |        |        |        |        |        |        |        |        |        | 火曜日<br>引け値 | 金曜日<br>引け値 |
|-------------|--------------------------|--------|--------|--------|--------|--------|--------|--------|--------|--------|--------|--------|------------|------------|
|             | Long                     | 増減     | 増減(%)  | Short  | 増減     | 増減(%)  | 売り越し   | 増減     | 増減(%)  | 売買計    | 増減     | 増減(%)  |            |            |
| 2015/05/12  | 37848                    | -4004  | -9.6%  | 61441  | -11594 | -15.9% | 23593  | -7590  | -24.3% | 99289  | -15598 | -13.6% | 119.84     | 119.33     |
| 2015/05/05  | 41852                    | -6869  | -14.1% | 73035  | 18821  | 34.7%  | 31183  | 25690  | 467.7% | 114887 | 11952  | 11.6%  | 119.86     | 119.72     |
| 2015/04/28  | 48721                    | -2799  | -5.4%  | 54214  | -11754 | -17.8% | 5493   | -8955  | -62.0% | 102935 | -14553 | -12.4% | 118.85     | 120.18     |
| 2015/04/21  | 51520                    | -3263  | -6.0%  | 65968  | -11885 | -15.3% | 14448  | -8622  | -37.4% | 117488 | -15148 | -11.4% | 119.69     | 118.88     |
| 2015/04/14  | 54783                    | 1463   | 2.7%   | 77853  | 84     | 0.1%   | 23070  | -1379  | -5.6%  | 132636 | 1547   | 1.2%   | 119.37     | 118.83     |
| 2015/04/07  | 53320                    | 8911   | 20.1%  | 77769  | 9436   | 13.8%  | 24449  | 525    | 2.2%   | 131089 | 18347  | 16.3%  | 120.32     | 120.20     |
| 2015/03/31  | 44409                    | 5253   | 13.4%  | 68333  | -16728 | -19.7% | 23924  | -21981 | -47.9% | 112742 | -11475 | -9.2%  | 120.08     | 118.96     |
| 2015/03/24  | 39156                    | -5340  | -12.0% | 85061  | -7489  | -8.1%  | 45905  | -2149  | -4.5%  | 124217 | -12829 | -9.4%  | 119.73     | 119.15     |
| 2015/03/17  | 44496                    | 11598  | 35.3%  | 92550  | 265    | 0.3%   | 48054  | -11333 | -19.1% | 137046 | 11863  | 9.5%   | 121.33     | 120.08     |
| 2015/03/10  | 32898                    | -1046  | -3.1%  | 92285  | 5820   | 6.7%   | 59387  | 6866   | 13.1%  | 125183 | 4774   | 4.0%   | 121.10     | 121.42     |
| 2015/03/03  | 33944                    | 2333   | 7.4%   | 86465  | 7342   | 9.3%   | 52521  | 5009   | 10.5%  | 120409 | 9675   | 8.7%   | 119.65     | 120.69     |
| 2015/02/24  | 31611                    | 342    | 1.1%   | 79123  | -1237  | -1.5%  | 47512  | -1579  | -3.2%  | 110734 | -895   | -0.8%  | 118.96     | 119.59     |
| 2015/02/17  | 31269                    | 5385   | 20.8%  | 80360  | -648   | -0.8%  | 49091  | -6033  | -10.9% | 111629 | 4737   | 4.4%   | 119.18     | 119.06     |
| 2015/02/10  | 25884                    | 298    | 1.2%   | 81008  | -4149  | -4.9%  | 55124  | -4447  | -7.5%  | 106892 | -3851  | -3.5%  | 119.41     | 118.75     |
| 2015/02/03  | 25586                    | -940   | -3.5%  | 85157  | -6027  | -6.6%  | 59571  | -5087  | -7.9%  | 110743 | -6967  | -5.9%  | 117.54     | 118.84     |
| 2015/01/27  | 26526                    | 1      | 0.0%   | 91184  | -13227 | -12.7% | 64658  | -13228 | -17.0% | 117710 | -13226 | -10.1% | 117.73     | 117.41     |
| 2015/01/20  | 26525                    | 653    | 2.5%   | 104411 | -16086 | -13.3% | 77886  | -16739 | -17.7% | 130936 | -15433 | -10.5% | 118.66     | 117.80     |
| 2015/01/13  | 25872                    | -7288  | -22.0% | 120497 | -2746  | -2.2%  | 94625  | 4542   | 5.0%   | 146369 | -10034 | -6.4%  | 117.89     | 117.62     |
| 2015/01/06  | 33160                    | 4324   | 15.0%  | 123243 | -1912  | -1.5%  | 90083  | -6236  | -6.5%  | 156403 | 2412   | 1.6%   | 118.58     | 118.56     |
| 2014/12/30  | 28836                    | -185   | -0.6%  | 125155 | 2392   | 1.9%   | 96319  | 2577   | 2.7%   | 153991 | 2207   | 1.5%   | 119.43     | 120.47     |
| 2014/12/23  | 29021                    | -16631 | -36.4% | 122763 | -9816  | -7.4%  | 93742  | 6815   | 7.8%   | 151784 | -26447 | -14.8% | 120.71     | 120.39     |
| 2014/12/16  | 45652                    | 7585   | 19.9%  | 132579 | -9624  | -6.8%  | 86927  | -17209 | -16.5% | 178231 | -2039  | -1.1%  | 116.49     | 119.52     |
| 2014/12/09  | 38067                    | -3463  | -8.3%  | 142203 | -10487 | -6.9%  | 104136 | -7024  | -6.3%  | 180270 | -13950 | -7.2%  | 119.53     | 118.64     |
| 2014/12/02  | 41530                    | -4774  | -10.3% | 152690 | 2006   | 1.3%   | 111160 | 6780   | 6.5%   | 194220 | -2768  | -1.4%  | 119.20     | 121.40     |
| 2014/11/25  | 46304                    | -308   | -0.7%  | 150684 | 11618  | 8.4%   | 104380 | 11926  | 12.9%  | 196988 | 11310  | 6.1%   | 117.89     | 118.66     |
| 2014/11/18  | 46612                    |        |        | 139066 |        |        | 92454  |        |        | 185678 |        |        | 116.91     | 117.71     |

JAPANESE YEN - CHICAGO MERCANTILE EXCHANGE  
FUTURES ONLY POSITIONS

— 金曜終値 — 火曜終値 — Short枚数 — Long枚数 — 売り越し枚数(マイナスの場合は買越しと読替え)



**EURO FX - CHICAGO MERCANTILE EXCHANGE**  
**2014/11/18 ~ 2015/05/12**

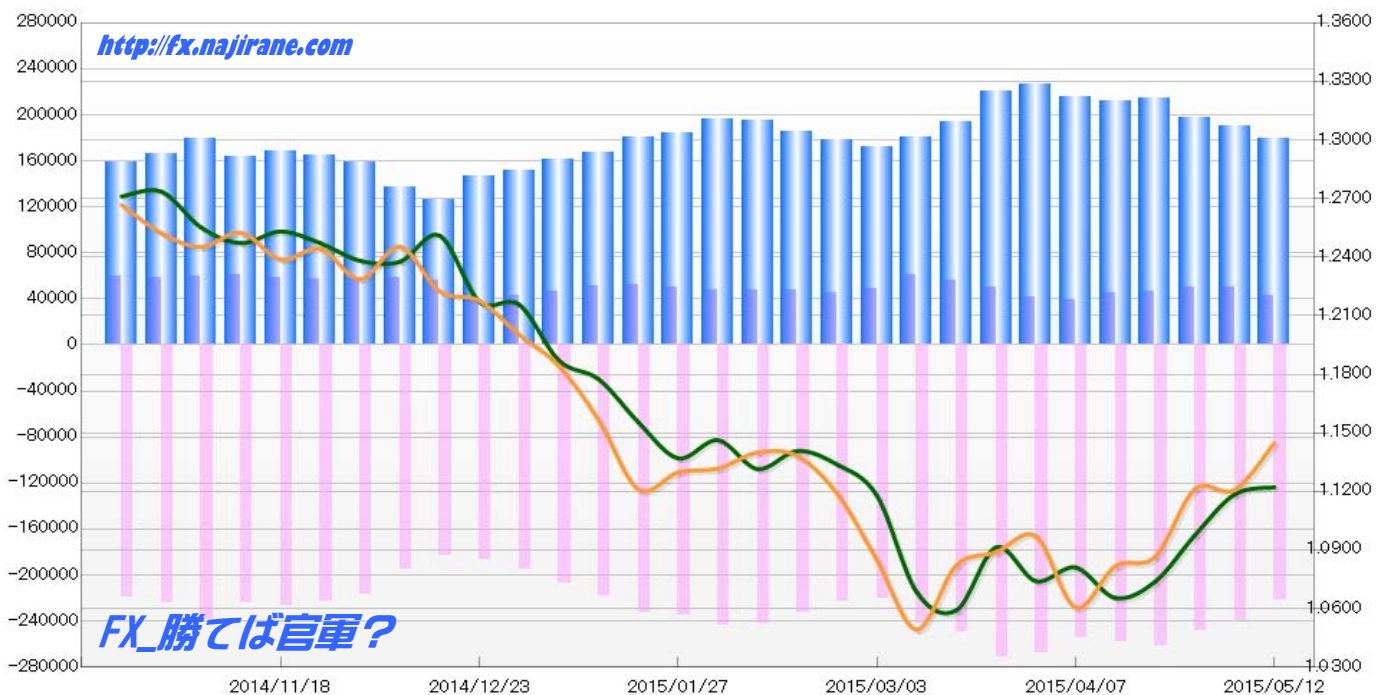
Code-099741

2015/05/15 NYクローズ時公表値

| Report_Date | Non Commercial Positions |        |        |        |        |       |        |        |        |        | 火曜日<br>引け値 | 金曜日<br>引け値 |        |        |
|-------------|--------------------------|--------|--------|--------|--------|-------|--------|--------|--------|--------|------------|------------|--------|--------|
|             | Long                     | 増減     |        | Short  | 増減     |       | 売り越し   | 増減     |        | 売買計    |            |            | 増減     |        |
| 2015/05/12  | 43333                    | -6783  | -13.5% | 222309 | -17934 | -7.5% | 178976 | -11151 | -5.9%  | 265642 | -24717     | -8.5%      | 1.1222 | 1.1448 |
| 2015/05/05  | 50116                    | -618   | -1.2%  | 240243 | -8257  | -3.3% | 190127 | -7639  | -3.9%  | 290359 | -8875      | -3.0%      | 1.1185 | 1.1208 |
| 2015/04/28  | 50734                    | 3913   | 8.4%   | 248500 | -12966 | -5.0% | 197766 | -16879 | -7.9%  | 299234 | -9053      | -2.9%      | 1.0976 | 1.1212 |
| 2015/04/21  | 46821                    | 1557   | 3.4%   | 261466 | 3855   | 1.5%  | 214645 | 2298   | 1.1%   | 308287 | 5412       | 1.8%       | 1.0738 | 1.0866 |
| 2015/04/14  | 45264                    | 5820   | 14.8%  | 257611 | 2909   | 1.1%  | 212347 | -2911  | -1.4%  | 302875 | 8729       | 3.0%       | 1.0655 | 1.0818 |
| 2015/04/07  | 39444                    | -2265  | -5.4%  | 254702 | -13567 | -5.1% | 215258 | -11302 | -5.0%  | 294146 | -15832     | -5.1%      | 1.0811 | 1.0606 |
| 2015/03/31  | 41709                    | -8439  | -16.8% | 268269 | -2842  | -1.0% | 226560 | 5597   | 2.5%   | 309978 | -11281     | -3.5%      | 1.0741 | 1.0970 |
| 2015/03/24  | 50148                    | -6181  | -11.0% | 271111 | 21008  | 8.4%  | 220963 | 27189  | 14.0%  | 321259 | 14827      | 4.8%       | 1.0914 | 1.0889 |
| 2015/03/17  | 56329                    | -4942  | -8.1%  | 250103 | 7759   | 3.2%  | 193774 | 12701  | 7.0%   | 306432 | 2817       | 0.9%       | 1.0592 | 1.0822 |
| 2015/03/10  | 61271                    | 12804  | 26.4%  | 242344 | 21488  | 9.7%  | 181073 | 8684   | 5.0%   | 303615 | 34292      | 12.7%      | 1.0685 | 1.0493 |
| 2015/03/03  | 48467                    | 2956   | 6.5%   | 220856 | -2391  | -1.1% | 172389 | -5347  | -3.0%  | 269323 | 565        | 0.2%       | 1.1179 | 1.0849 |
| 2015/02/24  | 45511                    | -1664  | -3.5%  | 223247 | -9510  | -4.1% | 177736 | -7846  | -4.2%  | 268758 | -11174     | -4.0%      | 1.1338 | 1.1189 |
| 2015/02/17  | 47175                    | -42    | -0.1%  | 232757 | -9101  | -3.8% | 185582 | -9059  | -4.7%  | 279932 | -9143      | -3.2%      | 1.1408 | 1.1382 |
| 2015/02/10  | 47217                    | -502   | -1.1%  | 241858 | -2170  | -0.9% | 194641 | -1668  | -0.8%  | 289075 | -2672      | -0.9%      | 1.1315 | 1.1400 |
| 2015/02/03  | 47719                    | -2770  | -5.5%  | 244028 | 8794   | 3.7%  | 196309 | 11564  | 6.3%   | 291747 | 6024       | 2.1%       | 1.1463 | 1.1318 |
| 2015/01/27  | 50489                    | -1558  | -3.0%  | 235234 | 2457   | 1.1%  | 184745 | 4015   | 2.2%   | 285723 | 899        | 0.3%       | 1.1370 | 1.1298 |
| 2015/01/20  | 52047                    | 1189   | 2.3%   | 232777 | 14068  | 6.4%  | 180730 | 12879  | 7.7%   | 284824 | 15257      | 5.7%       | 1.1554 | 1.1211 |
| 2015/01/13  | 50858                    | 4842   | 10.5%  | 218709 | 11653  | 5.6%  | 167851 | 6811   | 4.2%   | 269567 | 16495      | 6.5%       | 1.1775 | 1.1565 |
| 2015/01/06  | 46016                    | 2814   | 6.5%   | 207056 | 11635  | 6.0%  | 161040 | 8821   | 5.8%   | 253072 | 14449      | 6.1%       | 1.1871 | 1.1843 |
| 2014/12/30  | 43202                    | 2512   | 6.2%   | 195421 | 8127   | 4.3%  | 152219 | 5615   | 3.8%   | 238623 | 10639      | 4.7%       | 1.2157 | 1.2003 |
| 2014/12/23  | 40690                    | -15489 | -27.6% | 187294 | 4460   | 2.4%  | 146604 | 19949  | 15.8%  | 227984 | -11029     | -4.6%      | 1.2172 | 1.2177 |
| 2014/12/16  | 56179                    | -2127  | -3.6%  | 182834 | -12384 | -6.3% | 126655 | -10257 | -7.5%  | 239013 | -14511     | -5.7%      | 1.2510 | 1.2225 |
| 2014/12/09  | 58306                    | 1034   | 1.8%   | 195218 | -21333 | -9.9% | 136912 | -22367 | -14.0% | 253524 | -20299     | -7.4%      | 1.2377 | 1.2453 |
| 2014/12/02  | 57272                    | -710   | -1.2%  | 216551 | -6511  | -2.9% | 159279 | -5801  | -3.5%  | 273823 | -7221      | -2.6%      | 1.2382 | 1.2287 |
| 2014/11/25  | 57982                    | -66    | -0.1%  | 223062 | -3716  | -1.6% | 165080 | -3650  | -2.2%  | 281044 | -3782      | -1.3%      | 1.2472 | 1.2443 |
| 2014/11/18  | 58048                    |        |        | 226778 |        |       | 168730 |        |        | 284826 |            |            | 1.2532 | 1.2388 |

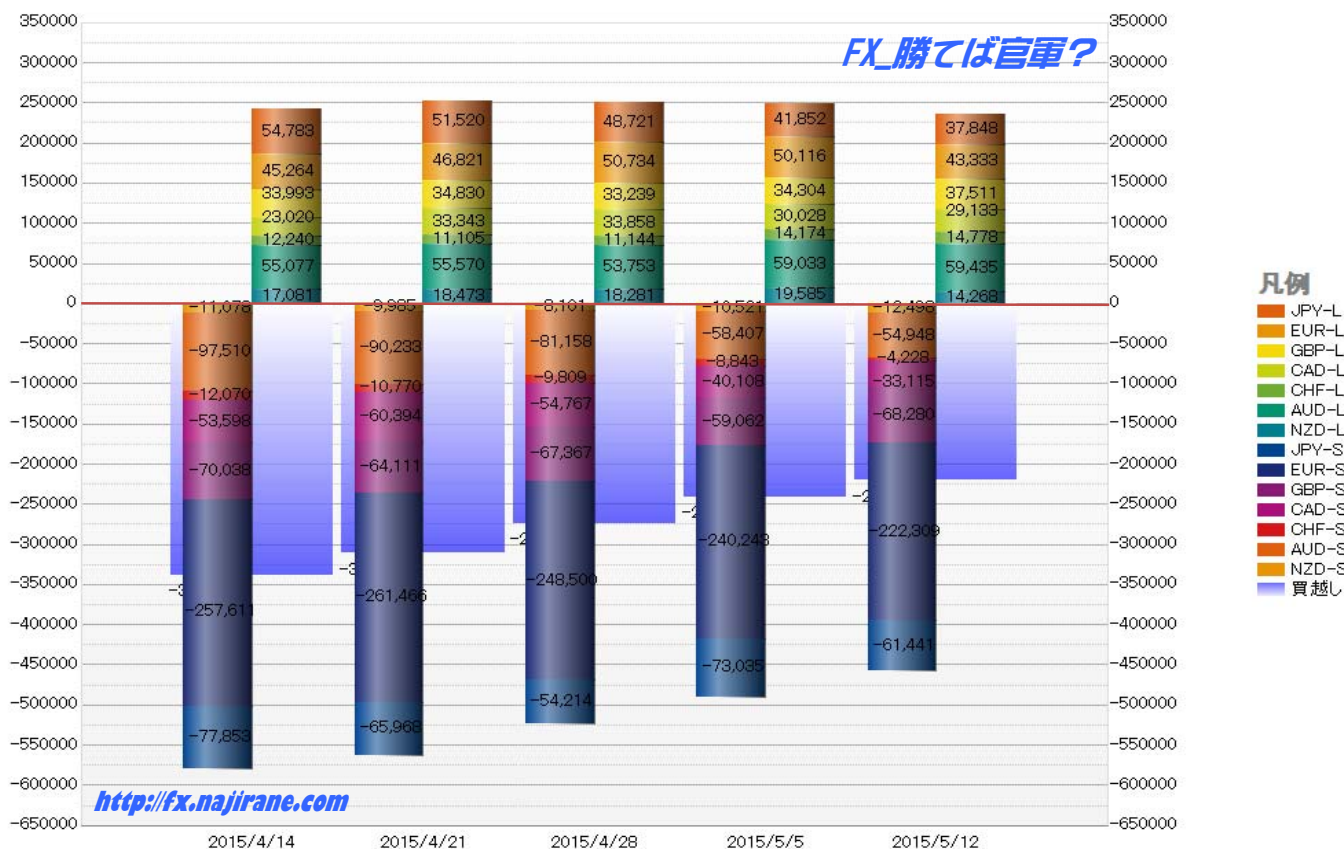
**EURO FX - CHICAGO MERCANTILE EXCHANGE**  
**FUTURES ONLY POSITIONS**

— 金曜締め週終値 — 火曜締め週終値 Short枚数 Long枚数 売り越し枚数(マイナスの場合は買越しと読替え)



|                 | 2015/04/14   |        |        | 2015/04/21 |         |         | 2015/04/28 |         |         | 2015/05/05 |         |          | 2015/05/12 |         |         |
|-----------------|--------------|--------|--------|------------|---------|---------|------------|---------|---------|------------|---------|----------|------------|---------|---------|
|                 | Long         | Short  | 売り越し   | Long       | Short   | 売り越し    | Long       | Short   | 売り越し    | Long       | Short   | 売り越し     | Long       | Short   | 売り越し    |
| JPY             | 54783        | 77853  | 23070  | 51520      | 65968   | 14448   | 48721      | 54214   | 5493    | 41852      | 73035   | 31183    | 37848      | 61441   | 23593   |
|                 | 前週比 枚数増減 (枚) |        |        | -3263      | -11885  | -8622   | -2799      | -11754  | -8955   | -6869      | 18821   | 25690    | -4004      | -11594  | -7590   |
|                 | 前週比 枚数増減 (%) |        |        | -5.96%     | -15.27% | -37.37% | -5.43%     | -17.82% | -61.98% | -14.10%    | 34.72%  | 467.69%  | -9.57%     | -15.87% | -24.34% |
| EUR             | 45264        | 257611 | 212347 | 46821      | 261466  | 214645  | 50734      | 248500  | 197766  | 50116      | 240243  | 190127   | 43333      | 222309  | 178976  |
|                 | 前週比 枚数増減 (枚) |        |        | 1557       | 3855    | 2298    | 3913       | -12966  | -16879  | -618       | -8257   | -7639    | -6783      | -17934  | -11151  |
|                 | 前週比 枚数増減 (%) |        |        | 3.44%      | 1.50%   | 1.08%   | 8.36%      | -4.96%  | -7.86%  | -1.22%     | -3.32%  | -3.86%   | -13.53%    | -7.46%  | -5.87%  |
| GBP             | 33993        | 70038  | 36045  | 34830      | 64111   | 29281   | 33239      | 67367   | 34128   | 34304      | 59062   | 24758    | 37511      | 68280   | 30769   |
|                 | 前週比 枚数増減 (枚) |        |        | 837        | -5927   | -6764   | -1591      | 3256    | 4847    | 1065       | -8305   | -9370    | 3207       | 9218    | 6011    |
|                 | 前週比 枚数増減 (%) |        |        | 2.46%      | -8.46%  | -18.77% | -4.57%     | 5.08%   | 16.55%  | 3.20%      | -12.33% | -27.46%  | 9.35%      | 15.61%  | 24.28%  |
| AUD             | 55077        | 97510  | 42433  | 55570      | 90233   | 34663   | 53753      | 81158   | 27405   | 59033      | 58407   | -626     | 59435      | 54948   | -4487   |
|                 | 前週比 枚数増減 (枚) |        |        | 493        | -7277   | -7770   | -1817      | -9075   | -7258   | 5280       | -22751  | -28031   | 402        | -3459   | -3861   |
|                 | 前週比 枚数増減 (%) |        |        | 0.90%      | -7.46%  | -18.31% | -3.27%     | -10.06% | -20.94% | 9.82%      | -28.03% | -102.28% | 0.68%      | -5.92%  | 616.77% |
| CAD             | 23020        | 53598  | 30578  | 33343      | 60394   | 27051   | 33858      | 54767   | 20909   | 30028      | 40108   | 10080    | 29133      | 33115   | 3982    |
|                 | 前週比 枚数増減 (枚) |        |        | 10323      | 6796    | -3527   | 515        | -5627   | -6142   | -3830      | -14659  | -10829   | -895       | -6993   | -6098   |
|                 | 前週比 枚数増減 (%) |        |        | 44.84%     | 12.68%  | -11.53% | 1.54%      | -9.32%  | -22.71% | -11.31%    | -26.77% | -51.79%  | -2.98%     | -17.44% | -60.50% |
| CHF             | 12240        | 12070  | -170   | 11105      | 10770   | -335    | 11144      | 9809    | -1335   | 14174      | 8843    | -5331    | 14778      | 4228    | -10550  |
|                 | 前週比 枚数増減 (枚) |        |        | -1135      | -1300   | -165    | 39         | -961    | -1000   | 3030       | -966    | -3996    | 604        | -4615   | -5219   |
|                 | 前週比 枚数増減 (%) |        |        | -9.27%     | -10.77% | 97.06%  | 0.35%      | -8.92%  | 298.51% | 27.19%     | -9.85%  | 299.33%  | 4.26%      | -52.19% | 97.90%  |
| NZD             | 17081        | 11078  | -6003  | 18473      | 9985    | -8488   | 18281      | 8101    | -10180  | 19585      | 10521   | -9064    | 14268      | 12498   | -1770   |
|                 | 前週比 枚数増減 (枚) |        |        | 1392       | -1093   | -2485   | -192       | -1884   | -1692   | 1304       | 2420    | 1116     | -5317      | 1977    | 7294    |
|                 | 前週比 枚数増減 (%) |        |        | 8.15%      | -9.87%  | 41.40%  | -1.04%     | -18.87% | 19.93%  | 7.13%      | 29.87%  | -10.96%  | -27.15%    | 18.79%  | -80.47% |
| MXN             | 63521        | 55160  | -8361  | 50343      | 64018   | 13675   | 38003      | 61394   | 23391   | 24046      | 74162   | 50116    | 34027      | 61066   | 27039   |
|                 | 前週比 枚数増減 (枚) |        |        | -13178     | 8858    | 22036   | -12340     | -2624   | 9716    | -13957     | 12768   | 26725    | 9981       | -13096  | -23077  |
|                 | 前週比 枚数増減 (%) |        |        | -20.75%    | 16.06%  | 263.56% | -24.51%    | -4.10%  | 71.05%  | -36.73%    | 20.80%  | 114.25%  | 41.51%     | -17.66% | -46.05% |
| Total All 8     | 304979       | 634918 | 329939 | 302005     | 626945  | 324940  | 287733     | 585310  | 297577  | 273138     | 564381  | 291243   | 270333     | 517885  | 247552  |
|                 | 前週比 枚数増減 (枚) |        |        | -2974      | -7973   | -4999   | -14272     | -41635  | -27363  | -14595     | -20929  | -6334    | -2805      | -46496  | -43691  |
|                 | 前週比 枚数増減 (%) |        |        | -0.98%     | -1.26%  | -1.52%  | -4.73%     | -6.64%  | -8.42%  | -5.07%     | -3.58%  | -2.13%   | -1.03%     | -8.24%  | -15.00% |
| Total 7 (MXN除く) | 241458       | 579758 | 338300 | 251662     | 562927  | 311265  | 249730     | 523916  | 274186  | 249092     | 490219  | 241127   | 236306     | 456819  | 220513  |
|                 | 前週比 枚数増減 (枚) |        |        | 10204      | -16831  | -27035  | -1932      | -39011  | -37079  | -638       | -33697  | -33059   | -12786     | -33400  | -20614  |
|                 | 前週比 枚数増減 (%) |        |        | 4.2%       | -2.9%   | -8.0%   | -0.8%      | -6.9%   | -11.9%  | -0.3%      | -6.4%   | -12.1%   | -5.1%      | -6.8%   | -8.5%   |

### 直近5週 CFTC IMM主要7通貨の構成

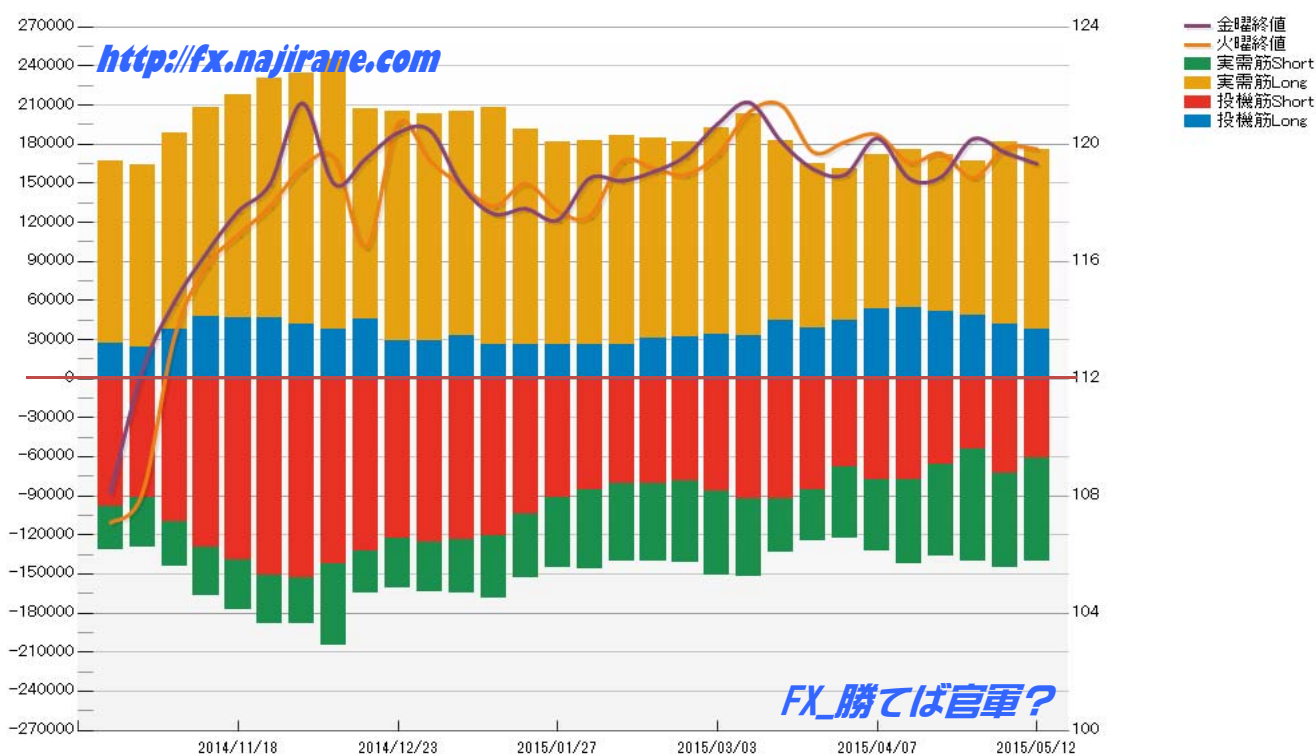


JAPANESE YEN - CHICAGO MERCANTILE EXCHANGE  
FUTURES ONLY POSITIONS

Code-097741  
2015/05/15 公表値

| Date       | 投機筋集計 |        |        |        | 実需筋集計  |       |         |        | 投機筋+実需筋合計 |        |        |        | ドル円終値  |        |
|------------|-------|--------|--------|--------|--------|-------|---------|--------|-----------|--------|--------|--------|--------|--------|
|            | 円買い   | 円売り    | 売り越し   | 売買計    | 円買い    | 円売り   | 売り越し    | 売買計    | 円買い       | 円売り    | 売り越し   | 売買計    | 火曜締め   | 金曜締め   |
| 2015/05/12 | 37848 | 61441  | 23593  | 99289  | 137626 | 78612 | -59014  | 216238 | 175474    | 140053 | -35421 | 315527 | 119.84 | 119.33 |
| 2015/05/05 | 41852 | 73035  | 31183  | 114887 | 139448 | 72449 | -66999  | 211897 | 181300    | 145484 | -35816 | 326784 | 119.86 | 119.72 |
| 2015/04/28 | 48721 | 54214  | 5493   | 102935 | 118521 | 85966 | -32555  | 204487 | 167242    | 140180 | -27062 | 307422 | 118.85 | 120.18 |
| 2015/04/21 | 51520 | 65968  | 14448  | 117488 | 120368 | 70330 | -50038  | 190698 | 171888    | 136298 | -35590 | 308186 | 119.69 | 118.88 |
| 2015/04/14 | 54783 | 77853  | 23070  | 132636 | 121029 | 64194 | -56835  | 185223 | 175812    | 142047 | -33765 | 317859 | 119.37 | 118.83 |
| 2015/04/07 | 53320 | 77769  | 24449  | 131089 | 118118 | 54475 | -63643  | 172593 | 171438    | 132244 | -39194 | 303682 | 120.32 | 120.20 |
| 2015/03/31 | 44409 | 68333  | 23924  | 112742 | 116378 | 53965 | -62413  | 170343 | 160787    | 122298 | -38489 | 283085 | 120.08 | 118.96 |
| 2015/03/24 | 39156 | 85061  | 45905  | 124217 | 126021 | 40043 | -85978  | 166064 | 165177    | 125104 | -40073 | 290281 | 119.73 | 119.15 |
| 2015/03/17 | 44496 | 92550  | 48054  | 137046 | 138442 | 40731 | -97711  | 179173 | 182938    | 133281 | -49657 | 316219 | 121.33 | 120.08 |
| 2015/03/10 | 32898 | 92285  | 59387  | 125183 | 169840 | 59731 | -110109 | 229571 | 202738    | 152016 | -50722 | 354754 | 121.10 | 121.42 |
| 2015/03/03 | 33944 | 86465  | 52521  | 120409 | 158423 | 64993 | -93430  | 223416 | 192367    | 151458 | -40909 | 343825 | 119.65 | 120.69 |
| 2015/02/24 | 31611 | 79123  | 47512  | 110734 | 149980 | 62607 | -87373  | 212587 | 181591    | 141730 | -39861 | 323321 | 118.96 | 119.59 |
| 2015/02/17 | 31269 | 80360  | 49091  | 111629 | 152950 | 60096 | -92854  | 213046 | 184219    | 140456 | -43763 | 324675 | 119.18 | 119.06 |
| 2015/02/10 | 25884 | 81008  | 55124  | 106892 | 160293 | 59335 | -100958 | 219628 | 186177    | 140343 | -45834 | 326520 | 119.41 | 118.75 |
| 2015/02/03 | 25586 | 85157  | 59571  | 110743 | 157407 | 61268 | -96139  | 218675 | 182993    | 146425 | -36568 | 329418 | 117.54 | 118.84 |
| 2015/01/27 | 26526 | 91184  | 64658  | 117710 | 155145 | 54103 | -101042 | 209248 | 181671    | 145287 | -36384 | 326958 | 117.73 | 117.41 |
| 2015/01/20 | 26525 | 104411 | 77886  | 130936 | 164972 | 48783 | -116189 | 213755 | 191497    | 153194 | -38303 | 344691 | 118.66 | 117.80 |
| 2015/01/13 | 25872 | 120497 | 94625  | 146369 | 182073 | 47978 | -134095 | 230051 | 207945    | 168475 | -39470 | 376420 | 117.89 | 117.62 |
| 2015/01/06 | 33160 | 123243 | 90083  | 156403 | 172310 | 41593 | -130717 | 213903 | 205470    | 164836 | -40634 | 370306 | 118.58 | 118.56 |
| 2014/12/30 | 28836 | 125155 | 96319  | 153991 | 174779 | 38377 | -136402 | 213156 | 203615    | 163532 | -40083 | 367147 | 119.43 | 120.47 |
| 2014/12/23 | 29021 | 122763 | 93742  | 151784 | 176015 | 38120 | -137895 | 214135 | 205036    | 160883 | -44153 | 365919 | 120.71 | 120.39 |
| 2014/12/16 | 45652 | 132579 | 86927  | 178231 | 161934 | 31809 | -130125 | 193743 | 207586    | 164388 | -43198 | 371974 | 116.49 | 119.52 |
| 2014/12/09 | 38067 | 142203 | 104136 | 180270 | 207616 | 62695 | -144921 | 270311 | 245683    | 204898 | -40785 | 450581 | 119.53 | 118.64 |
| 2014/12/02 | 41530 | 152690 | 111160 | 194220 | 192591 | 35841 | -156750 | 228432 | 234121    | 188531 | -45590 | 422652 | 119.20 | 121.40 |
| 2014/11/25 | 46304 | 150684 | 104380 | 196988 | 184551 | 37568 | -146983 | 222119 | 230855    | 188252 | -42603 | 419107 | 117.89 | 118.66 |
| 2014/11/18 | 46612 | 139066 | 92454  | 185678 | 171130 | 38295 | -132835 | 209425 | 217742    | 177361 | -40381 | 395103 | 116.91 | 117.71 |
| 2014/11/11 | 47271 | 129834 | 82563  | 177105 | 161168 | 36695 | -124473 | 197863 | 208439    | 166529 | -41910 | 374968 | 115.84 | 116.28 |
| 2014/11/04 | 37917 | 109568 | 71651  | 147485 | 150672 | 34836 | -115836 | 185508 | 188589    | 144404 | -44185 | 332993 | 113.42 | 114.61 |
| 2014/10/28 | 23883 | 91282  | 67399  | 115165 | 139790 | 38583 | -101207 | 178373 | 163673    | 129865 | -33808 | 293538 | 108.10 | 112.29 |
| 2014/10/21 | 26634 | 98372  | 71738  | 125006 | 140081 | 33149 | -106932 | 173230 | 166715    | 131521 | -35194 | 298236 | 107.08 | 108.11 |

JAPANESE YEN - CHICAGO MERCANTILE EXCHANGE  
FUTURES ONLY POSITIONS Code-097741



**EURO FX - CHICAGO MERCANTILE EXCHANGE  
FUTURES ONLY POSITIONS**

**Code-099741  
2015/05/15 公表値**

| Date       | 投機筋集計 |        |        |        | 実需筋集計  |        |         |        | 投機筋+実需筋合計 |        |        |        | ユーロドル終値 |        |
|------------|-------|--------|--------|--------|--------|--------|---------|--------|-----------|--------|--------|--------|---------|--------|
|            | EUR買い | EUR売り  | 売り越し   | 売買計    | EUR買い  | EUR売り  | 売り越し    | 売買計    | EUR買い     | EUR売り  | 売り越し   | 売買計    | 火曜締め    | 金曜締め   |
| 2015/05/12 | 43333 | 222309 | 178976 | 265642 | 345101 | 127933 | -217168 | 473034 | 388434    | 350242 | -38192 | 738676 | 1.1222  | 1.1448 |
| 2015/05/05 | 50116 | 240243 | 190127 | 290359 | 343981 | 116070 | -227911 | 460051 | 394097    | 356313 | -37784 | 750410 | 1.1185  | 1.1208 |
| 2015/04/28 | 50734 | 248500 | 197766 | 299234 | 356986 | 116294 | -240692 | 473280 | 407720    | 364794 | -42926 | 772514 | 1.0976  | 1.1212 |
| 2015/04/21 | 46821 | 261466 | 214645 | 308287 | 361058 | 102833 | -258225 | 463891 | 407879    | 364299 | -43580 | 772178 | 1.0738  | 1.0866 |
| 2015/04/14 | 45264 | 257611 | 212347 | 302875 | 358360 | 101060 | -257300 | 459420 | 403624    | 358671 | -44953 | 762295 | 1.0655  | 1.0818 |
| 2015/04/07 | 39444 | 254702 | 215258 | 294146 | 356228 | 96223  | -260005 | 452451 | 395672    | 350925 | -44747 | 746597 | 1.0811  | 1.0606 |
| 2015/03/31 | 41709 | 268269 | 226560 | 309978 | 372420 | 97951  | -274469 | 470371 | 414129    | 366220 | -47909 | 780349 | 1.0741  | 1.0970 |
| 2015/03/24 | 50148 | 271111 | 220963 | 321259 | 366788 | 94933  | -271855 | 461721 | 416936    | 366044 | -50892 | 782980 | 1.0914  | 1.0889 |
| 2015/03/17 | 56329 | 250103 | 193774 | 306432 | 348754 | 101065 | -247689 | 449819 | 405083    | 351168 | -53915 | 756251 | 1.0592  | 1.0822 |
| 2015/03/10 | 61271 | 242344 | 181073 | 303615 | 369650 | 136170 | -233480 | 505820 | 430921    | 378514 | -52407 | 809435 | 1.0685  | 1.0493 |
| 2015/03/03 | 48467 | 220856 | 172389 | 269323 | 347041 | 122394 | -224647 | 469435 | 395508    | 343250 | -52258 | 738758 | 1.1179  | 1.0849 |
| 2015/02/24 | 45511 | 223247 | 177736 | 268758 | 343315 | 116354 | -226961 | 459669 | 388826    | 339601 | -49225 | 728427 | 1.1338  | 1.1189 |
| 2015/02/17 | 47175 | 232757 | 185582 | 279932 | 349201 | 111559 | -237642 | 460760 | 396376    | 344316 | -52060 | 740692 | 1.1408  | 1.1382 |
| 2015/02/10 | 47217 | 241858 | 194641 | 289075 | 355674 | 110223 | -245451 | 465897 | 402891    | 352081 | -50810 | 754972 | 1.1315  | 1.1400 |
| 2015/02/03 | 47719 | 244028 | 196309 | 291747 | 366203 | 113239 | -252964 | 479442 | 413922    | 357267 | -56655 | 771189 | 1.1463  | 1.1318 |
| 2015/01/27 | 50489 | 235234 | 184745 | 285723 | 355311 | 111048 | -244263 | 466359 | 405800    | 346282 | -59518 | 752082 | 1.1370  | 1.1298 |
| 2015/01/20 | 52047 | 232777 | 180730 | 284824 | 350433 | 114236 | -236197 | 464669 | 402480    | 347013 | -55467 | 749493 | 1.1554  | 1.1211 |
| 2015/01/13 | 50858 | 218709 | 167851 | 269567 | 331934 | 106709 | -225225 | 438643 | 382792    | 325418 | -57374 | 708210 | 1.1775  | 1.1565 |
| 2015/01/06 | 46016 | 207056 | 161040 | 253072 | 322212 | 105617 | -216595 | 427829 | 368228    | 312673 | -55555 | 680901 | 1.1871  | 1.1843 |
| 2014/12/30 | 43202 | 195421 | 152219 | 238623 | 302896 | 101172 | -201724 | 404068 | 346098    | 296593 | -49505 | 642691 | 1.2157  | 1.2003 |
| 2014/12/23 | 40690 | 187294 | 146604 | 227984 | 295843 | 99595  | -196248 | 395438 | 336533    | 286889 | -49644 | 623422 | 1.2172  | 1.2177 |
| 2014/12/16 | 56179 | 182834 | 126655 | 239013 | 268612 | 95144  | -173468 | 363756 | 324791    | 277978 | -46813 | 602769 | 1.2510  | 1.2225 |
| 2014/12/09 | 58306 | 195218 | 136912 | 253524 | 367178 | 174825 | -192353 | 542003 | 425484    | 370043 | -55441 | 795527 | 1.2377  | 1.2453 |
| 2014/12/02 | 57272 | 216551 | 159279 | 273823 | 358219 | 143333 | -214886 | 501552 | 415491    | 359884 | -55607 | 775375 | 1.2382  | 1.2287 |
| 2014/11/25 | 57982 | 223062 | 165080 | 281044 | 366561 | 144526 | -222035 | 511087 | 424543    | 367588 | -56955 | 792131 | 1.2472  | 1.2443 |
| 2014/11/18 | 58048 | 226778 | 168730 | 284826 | 365846 | 141782 | -224064 | 507628 | 423894    | 368560 | -55334 | 792454 | 1.2532  | 1.2388 |
| 2014/11/11 | 60454 | 224347 | 163893 | 284801 | 365507 | 142559 | -222948 | 508066 | 425961    | 366906 | -59055 | 792867 | 1.2472  | 1.2526 |
| 2014/11/04 | 59566 | 238587 | 179021 | 298153 | 367033 | 129740 | -237293 | 496773 | 426599    | 368327 | -58272 | 794926 | 1.2552  | 1.2452 |
| 2014/10/28 | 59054 | 224761 | 165707 | 283815 | 343150 | 130765 | -212385 | 473915 | 402204    | 355526 | -46678 | 757730 | 1.2736  | 1.2523 |
| 2014/10/21 | 60188 | 219559 | 159371 | 279747 | 340562 | 132521 | -208041 | 473083 | 400750    | 352080 | -48670 | 752830 | 1.2711  | 1.2667 |

**EURO FX - CHICAGO MERCANTILE EXCHANGE  
FUTURES ONLY POSITIONS Code-099741**

