

JAPANESE YEN - CHICAGO MERCANTILE EXCHANGE

Code-097741

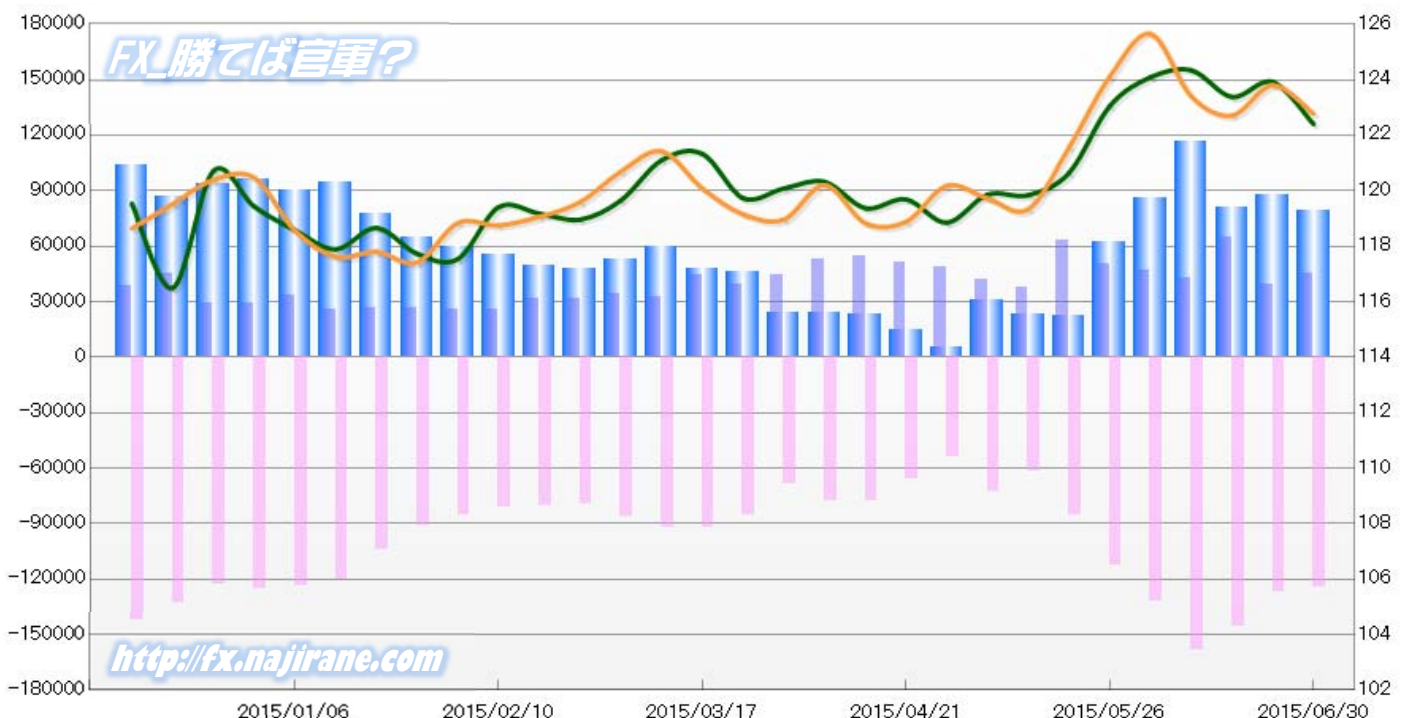
2015/01/06 ~ 2015/06/30

2015/07/03 NYクローズ時公表値

Report_Date	Non Commercial Positions												火曜日 引け値	金曜日 引け値
	Long	増減	増減(%)	Short	増減	増減(%)	売り越し	増減	増減(%)	売買計	増減	増減(%)		
2015/06/30	45479	6460	16.6%	124301	-2435	-1.9%	78822	-8895	-10.1%	169780	4025	2.4%	122.40	122.77
2015/06/23	39019	-25741	-39.7%	126736	-18688	-12.9%	87717	7053	8.7%	165755	-44429	-21.1%	123.92	123.80
2015/06/16	64760	22320	52.6%	145424	-13302	-8.4%	80664	-35622	-30.6%	210184	9018	4.5%	123.38	122.71
2015/06/09	42440	-4241	-9.1%	158726	26352	19.9%	116286	30593	35.7%	201166	22111	12.3%	124.34	123.40
2015/06/02	46681	-3529	-7.0%	132374	19940	17.7%	85693	23469	37.7%	179055	16411	10.1%	124.09	125.65
2015/05/26	50210	-13188	-20.8%	112434	27031	31.7%	62224	40219	182.8%	162644	13843	9.3%	123.05	124.11
2015/05/19	63398	25550	67.5%	85403	23962	39.0%	22005	-1588	-6.7%	148801	49512	49.9%	120.64	121.56
2015/05/12	37848	-4004	-9.6%	61441	-11594	-15.9%	23593	-7590	-24.3%	99289	-15598	-13.6%	119.84	119.33
2015/05/05	41852	-6869	-14.1%	73035	18821	34.7%	31183	25690	467.7%	114887	11952	11.6%	119.86	119.72
2015/04/28	48721	-2799	-5.4%	54214	-11754	-17.8%	5493	-8955	-62.0%	102935	-14553	-12.4%	118.85	120.18
2015/04/21	51520	-3263	-6.0%	65968	-11885	-15.3%	14448	-8622	-37.4%	117488	-15148	-11.4%	119.69	118.88
2015/04/14	54783	1463	2.7%	77853	84	0.1%	23070	-1379	-5.6%	132636	1547	1.2%	119.37	118.83
2015/04/07	53320	8911	20.1%	77769	9436	13.8%	24449	525	2.2%	131089	18347	16.3%	120.32	120.20
2015/03/31	44409	5253	13.4%	68333	-16728	-19.7%	23924	-21981	-47.9%	112742	-11475	-9.2%	120.08	118.96
2015/03/24	39156	-5340	-12.0%	85061	-7489	-8.1%	45905	-2149	-4.5%	124217	-12829	-9.4%	119.73	119.15
2015/03/17	44496	11598	35.3%	92550	265	0.3%	48054	-11333	-19.1%	137046	11863	9.5%	121.33	120.08
2015/03/10	32898	-1046	-3.1%	92285	5820	6.7%	59387	6866	13.1%	125183	4774	4.0%	121.10	121.42
2015/03/03	33944	2333	7.4%	86465	7342	9.3%	52521	5009	10.5%	120409	9675	8.7%	119.65	120.69
2015/02/24	31611	342	1.1%	79123	-1237	-1.5%	47512	-1579	-3.2%	110734	-895	-0.8%	118.96	119.59
2015/02/17	31269	5385	20.8%	80360	-648	-0.8%	49091	-6033	-10.9%	111629	4737	4.4%	119.18	119.06
2015/02/10	25884	298	1.2%	81008	-4149	-4.9%	55124	-4447	-7.5%	106892	-3851	-3.5%	119.41	118.75
2015/02/03	25586	-940	-3.5%	85157	-6027	-6.6%	59571	-5087	-7.9%	110743	-6967	-5.9%	117.54	118.84
2015/01/27	26526	1	0.0%	91184	-13227	-12.7%	64658	-13228	-17.0%	117710	-13226	-10.1%	117.73	117.41
2015/01/20	26525	653	2.5%	104411	-16086	-13.3%	77886	-16739	-17.7%	130936	-15433	-10.5%	118.66	117.80
2015/01/13	25872	-7288	-22.0%	120497	-2746	-2.2%	94625	4542	5.0%	146369	-10034	-6.4%	117.89	117.62
2015/01/06	33160			123243			90083			156403			118.58	118.56

JAPANESE YEN - CHICAGO MERCANTILE EXCHANGE
FUTURES ONLY POSITIONS

金曜終値 火曜終値 Short枚数 Long枚数 売り越し枚数(マイナスの場合は買越しと読替)

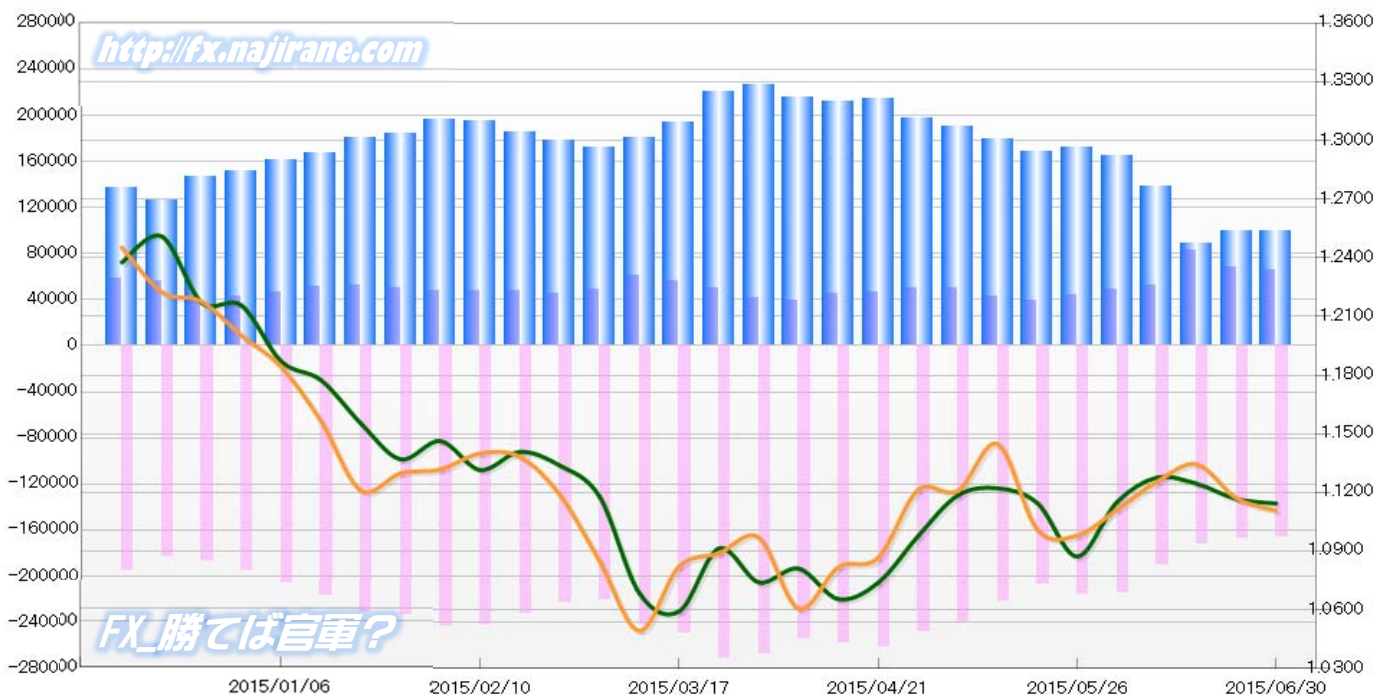


EURO FX - CHICAGO MERCANTILE EXCHANGE Code-099741
2015/01/06 ~ 2015/06/30 2015/07/03 NYクローズ時公表値

Report_Date	Non Commercial Positions										火曜日 引け値	金曜日 引け値		
	Long	増減		Short	増減		売り越し	増減		売買計			増減	
2015/06/30	65554	-2313	-3.4%	165589	-1584	-0.9%	100035	729	0.7%	231143	-3897	-1.7%	1.1144	1.1107
2015/06/23	67867	-14847	-17.9%	167173	-4898	-2.8%	99306	9949	11.1%	235040	-19745	-7.7%	1.1167	1.1171
2015/06/16	82714	30071	57.1%	172071	-18546	-9.7%	89357	-48617	-35.2%	254785	11525	4.7%	1.1245	1.1345
2015/06/09	52643	3172	6.4%	190617	-24366	-11.3%	137974	-27538	-16.6%	243260	-21194	-8.0%	1.1276	1.1254
2015/06/02	49471	5250	11.9%	214983	-978	-0.5%	165512	-6228	-3.6%	264454	4272	1.6%	1.1151	1.1113
2015/05/26	44221	5463	14.1%	215961	8864	4.3%	171740	3401	2.0%	260182	14327	5.8%	1.0873	1.0980
2015/05/19	38758	-4575	-10.6%	207097	-15212	-6.8%	168339	-10637	-5.9%	245855	-19787	-7.4%	1.1146	1.1010
2015/05/12	43333	-6783	-13.5%	222309	-17934	-7.5%	178976	-11151	-5.9%	265642	-24717	-8.5%	1.1222	1.1448
2015/05/05	50116	-618	-1.2%	240243	-8257	-3.3%	190127	-7639	-3.9%	290359	-8875	-3.0%	1.1185	1.1208
2015/04/28	50734	3913	8.4%	248500	-12966	-5.0%	197766	-16879	-7.9%	299234	-9053	-2.9%	1.0976	1.1212
2015/04/21	46821	1557	3.4%	261466	3855	1.5%	214645	2298	1.1%	308287	5412	1.8%	1.0738	1.0866
2015/04/14	45264	5820	14.8%	257611	2909	1.1%	212347	-2911	-1.4%	302875	8729	3.0%	1.0655	1.0818
2015/04/07	39444	-2265	-5.4%	254702	-13567	-5.1%	215258	-11302	-5.0%	294146	-15832	-5.1%	1.0811	1.0606
2015/03/31	41709	-8439	-16.8%	268269	-2842	-1.0%	226560	5597	2.5%	309978	-11281	-3.5%	1.0741	1.0970
2015/03/24	50148	-6181	-11.0%	271111	21008	8.4%	220963	27189	14.0%	321259	14827	4.8%	1.0914	1.0889
2015/03/17	56329	-4942	-8.1%	250103	7759	3.2%	193774	12701	7.0%	306432	2817	0.9%	1.0592	1.0822
2015/03/10	61271	12804	26.4%	242344	21488	9.7%	181073	8684	5.0%	303615	34292	12.7%	1.0685	1.0493
2015/03/03	48467	2956	6.5%	220856	-2391	-1.1%	172389	-5347	-3.0%	269323	565	0.2%	1.1179	1.0849
2015/02/24	45511	-1664	-3.5%	223247	-9510	-4.1%	177736	-7846	-4.2%	268758	-11174	-4.0%	1.1338	1.1189
2015/02/17	47175	-42	-0.1%	232757	-9101	-3.8%	185582	-9059	-4.7%	279932	-9143	-3.2%	1.1408	1.1382
2015/02/10	47217	-502	-1.1%	241858	-2170	-0.9%	194641	-1668	-0.8%	289075	-2672	-0.9%	1.1315	1.1400
2015/02/03	47719	-2770	-5.5%	244028	8794	3.7%	196309	11564	6.3%	291747	6024	2.1%	1.1463	1.1318
2015/01/27	50489	-1558	-3.0%	235234	2457	1.1%	184745	4015	2.2%	285723	899	0.3%	1.1370	1.1298
2015/01/20	52047	1189	2.3%	232777	14068	6.4%	180730	12879	7.7%	284824	15257	5.7%	1.1554	1.1211
2015/01/13	50858	4842	10.5%	218709	11653	5.6%	167851	6811	4.2%	269567	16495	6.5%	1.1775	1.1565
2015/01/06	46016			207056			161040			253072			1.1871	1.1843

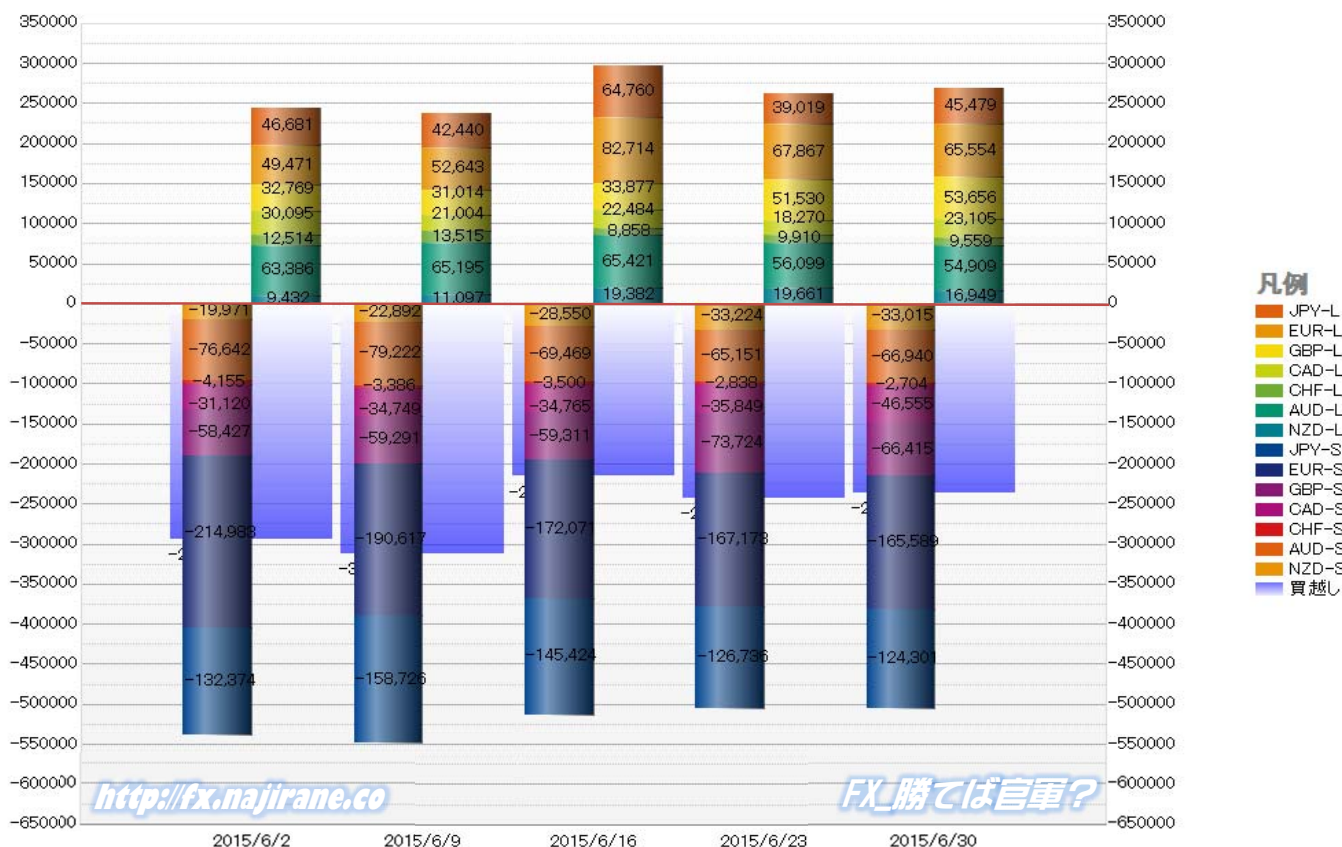
**EURO FX - CHICAGO MERCANTILE EXCHANGE
FUTURES ONLY POSITIONS**

— 金曜締め週終値 — 火曜締め週終値 — Short枚数 — Long枚数 — 売り越し枚数(マイナスの場合は買越しと読替え)



	2015/06/02			2015/06/09			2015/06/16			2015/06/23			2015/06/30		
	Long	Short	売り越し	Long	Short	売り越し	Long	Short	売り越し	Long	Short	売り越し	Long	Short	売り越し
JPY	46681	132374	85693	42440	158726	116286	64760	145424	80664	39019	126736	87717	45479	124301	78822
	前週比 枚数増減 (枚)			-4241	26352	30593	22320	-13302	-35622	-25741	-18688	7053	6460	-2435	-8895
	前週比 枚数増減 (%)			-9.09%	19.91%	35.70%	52.59%	-8.38%	-30.63%	-39.75%	-12.85%	8.74%	16.56%	-1.92%	-10.14%
EUR	49471	214983	165512	52643	190617	137974	82714	172071	89357	67867	167173	99306	65554	165589	100035
	前週比 枚数増減 (枚)			3172	-24366	-27538	30071	-18546	-48617	-14847	-4898	9949	-2313	-1584	729
	前週比 枚数増減 (%)			6.41%	-11.33%	-16.64%	57.12%	-9.73%	-35.24%	-17.95%	-2.85%	11.13%	-3.41%	-0.95%	0.73%
GBP	32769	58427	25658	31014	59291	28277	33877	59311	25434	51530	73724	22194	53656	66415	12759
	前週比 枚数増減 (枚)			-1755	864	2619	2863	20	-2843	17653	14413	-3240	2126	-7309	-9435
	前週比 枚数増減 (%)			-5.36%	1.48%	10.21%	9.23%	0.03%	-10.05%	52.11%	24.30%	-12.74%	4.13%	-9.91%	-42.51%
AUD	63386	76642	13256	65195	79222	14027	65421	69469	4048	56099	65151	9052	54909	66940	12031
	前週比 枚数増減 (枚)			1809	2580	771	226	-9753	-9979	-9322	-4318	5004	-1190	1789	2979
	前週比 枚数増減 (%)			2.85%	3.37%	5.82%	0.35%	-12.31%	-71.14%	-14.25%	-6.22%	123.62%	-2.12%	2.75%	32.91%
CAD	30095	31120	1025	21004	34749	13745	22484	34765	12281	18270	35849	17579	23105	46555	23450
	前週比 枚数増減 (枚)			-9091	3629	12720	1480	16	-1464	-4214	1084	5298	4835	10706	5871
	前週比 枚数増減 (%)			-30.21%	11.66%	1240.98%	7.05%	0.05%	-10.65%	-18.74%	3.12%	43.14%	26.46%	29.86%	33.40%
CHF	12514	4155	-8359	13515	3386	-10129	8858	3500	-5358	9910	2838	-7072	9559	2704	-6855
	前週比 枚数増減 (枚)			1001	-769	-1770	-4657	114	4771	1052	-662	-1714	-351	-134	217
	前週比 枚数増減 (%)			8.00%	-18.51%	21.17%	-34.46%	3.37%	-47.10%	11.88%	-18.91%	31.99%	-3.54%	-4.72%	-3.07%
NZD	9432	19971	10539	11097	22892	11795	19382	28550	9168	19661	33224	13563	16949	33015	16066
	前週比 枚数増減 (枚)			1665	2921	1256	8285	5658	-2627	279	4674	4395	-2712	-209	2503
	前週比 枚数増減 (%)			17.65%	14.63%	11.92%	74.66%	24.72%	-22.27%	1.44%	16.37%	47.94%	-13.79%	-0.63%	18.45%
MXN	33983	79110	45127	28602	79734	51132	28245	80735	52490	39402	67269	27867	36051	74810	38759
	前週比 枚数増減 (枚)			-5381	624	6005	-357	1001	1358	11157	-13466	-24623	-3351	7541	10892
	前週比 枚数増減 (%)			-15.83%	0.79%	13.31%	-1.25%	1.26%	2.66%	39.50%	-16.68%	-46.91%	-8.50%	11.21%	39.09%
Total All 8	278331	616782	338451	265510	628617	363107	325741	593825	268084	301758	571964	270206	305262	580329	275067
	前週比 枚数増減 (枚)			-12821	11835	24656	60231	-34792	-95023	-23983	-21861	2122	3504	8365	4861
	前週比 枚数増減 (%)			-4.61%	1.92%	7.28%	22.69%	-5.53%	-26.17%	-7.36%	-3.68%	0.79%	1.16%	1.46%	1.80%
Total 7 (MXN除く)	244348	537672	293324	236908	548883	311975	297496	513090	215594	262356	504695	242339	269211	505519	236308
	前週比 枚数増減 (枚)			-7440	11211	18651	60588	-35793	-96381	-35140	-8395	26745	6855	824	-6031
	前週比 枚数増減 (%)			-3.0%	2.1%	6.4%	25.6%	-6.5%	-30.9%	-11.8%	-1.6%	12.4%	2.6%	0.2%	-2.5%

直近5週 CFTC IMM主要7通貨の構成

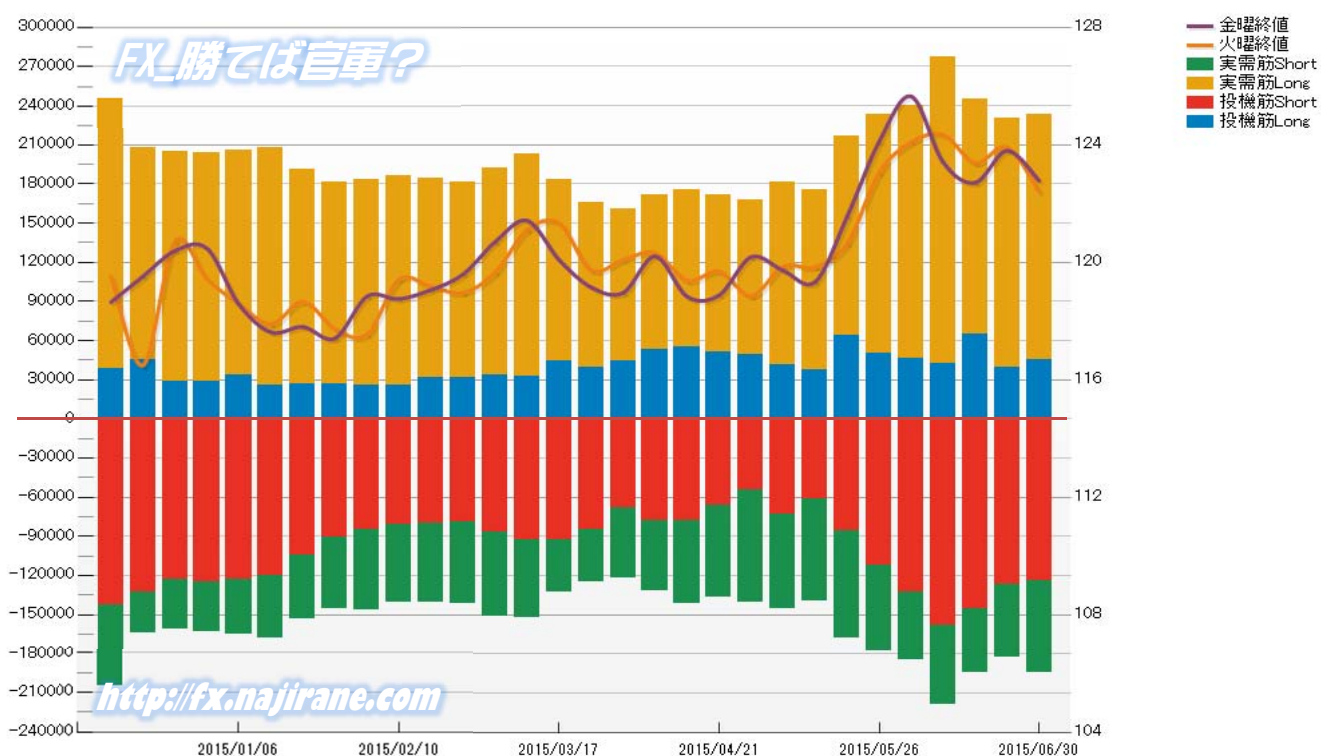


**JAPANESE YEN - CHICAGO MERCANTILE EXCHANGE
FUTURES ONLY POSITIONS**

**Code-097741
2015/07/03 公表値**

Date	投機筋集計				実需筋集計				投機筋+実需筋合計				ドル円終値	
	円買い	円売り	売り越し	売買計	円買い	円売り	売り越し	売買計	円買い	円売り	売り越し	売買計	火曜締め	金曜締め
2015/06/30	45479	124301	78822	169780	187745	70463	-117282	258208	233224	194764	-38460	427988	122.40	122.77
2015/06/23	39019	126736	87717	165755	190910	55586	-135324	246496	229929	182322	-47607	412251	123.92	123.80
2015/06/16	64760	145424	80664	210184	180102	49482	-130620	229584	244862	194906	-49956	439768	123.38	122.71
2015/06/09	42440	158726	116286	201166	234607	60130	-174477	294737	277047	218856	-58191	495903	124.34	123.40
2015/06/02	46681	132374	85693	179055	193122	52276	-140846	245398	239803	184650	-55153	424453	124.09	125.65
2015/05/26	50210	112434	62224	162644	183190	65232	-117958	248422	233400	177666	-55734	411066	123.05	124.11
2015/05/19	63398	85403	22005	148801	153519	82936	-70583	236455	216917	168339	-48578	385256	120.64	121.56
2015/05/12	37848	61441	23593	99289	137626	78612	-59014	216238	175474	140053	-35421	315527	119.84	119.33
2015/05/05	41852	73035	31183	114887	139448	72449	-66999	211897	181300	145484	-35816	326784	119.86	119.72
2015/04/28	48721	54214	5493	102935	118521	85966	-32555	204487	167242	140180	-27062	307422	118.85	120.18
2015/04/21	51520	65968	14448	117488	120368	70330	-50038	190698	171888	136298	-35590	308186	119.69	118.88
2015/04/14	54783	77853	23070	132636	121029	64194	-56835	185223	175812	142047	-33765	317859	119.37	118.83
2015/04/07	53320	77769	24449	131089	118118	54475	-63643	172593	171438	132244	-39194	303682	120.32	120.20
2015/03/31	44409	68333	23924	112742	116378	53965	-62413	170343	160787	122298	-38489	283085	120.08	118.96
2015/03/24	39156	85061	45905	124217	126021	40043	-85978	166064	165177	125104	-40073	290281	119.73	119.15
2015/03/17	44496	92550	48054	137046	138442	40731	-97711	179173	182938	133281	-49657	316219	121.33	120.08
2015/03/10	32898	92285	59387	125183	169840	59731	-110109	229571	202738	152016	-50722	354754	121.10	121.42
2015/03/03	33944	86465	52521	120409	158423	64993	-93430	223416	192367	151458	-40909	343825	119.65	120.69
2015/02/24	31611	79123	47512	110734	149980	62607	-87373	212587	181591	141730	-39861	323321	118.96	119.59
2015/02/17	31269	80360	49091	111629	152950	60096	-92854	213046	184219	140456	-43763	324675	119.18	119.06
2015/02/10	25884	81008	55124	106892	160293	59335	-100958	219628	186177	140343	-45834	326520	119.41	118.75
2015/02/03	25586	85157	59571	110743	157407	61268	-96139	218675	182993	146425	-36568	329418	117.54	118.84
2015/01/27	26526	91184	64658	117710	155145	54103	-101042	209248	181671	145287	-36384	326958	117.73	117.41
2015/01/20	26525	104411	77886	130936	164972	48783	-116189	213755	191497	153194	-38303	344691	118.66	117.80
2015/01/13	25872	120497	94625	146369	182073	47978	-134095	230051	207945	168475	-39470	376420	117.89	117.62
2015/01/06	33160	123243	90083	156403	172310	41593	-130717	213903	205470	164836	-40634	370306	118.58	118.56
2014/12/30	28836	125155	96319	153991	174779	38377	-136402	213156	203615	163532	-40083	367147	119.43	120.47
2014/12/23	29021	122763	93742	151784	176015	38120	-137895	214135	205036	160883	-44153	365919	120.71	120.39
2014/12/16	45652	132579	86927	178231	161934	31809	-130125	193743	207586	164388	-43198	371974	116.49	119.52
2014/12/09	38067	142203	104136	180270	207616	62695	-144921	270311	245683	204898	-40785	450581	119.53	118.64

**JAPANESE YEN - CHICAGO MERCANTILE EXCHANGE
FUTURES ONLY POSITIONS Code-097741**

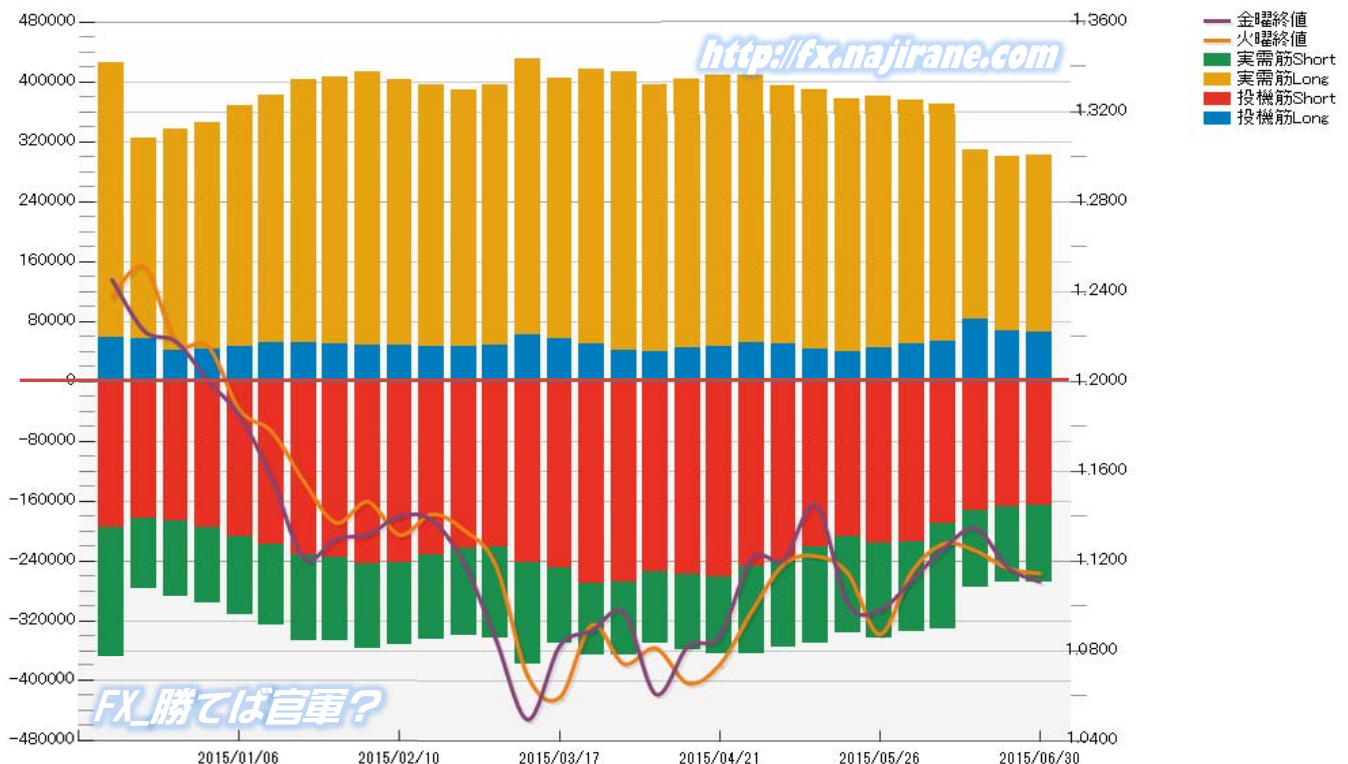


**EURO FX - CHICAGO MERCANTILE EXCHANGE
FUTURES ONLY POSITIONS**

**Code-099741
2015/07/03 公表値**

Date	投機筋集計				実需筋集計				投機筋+実需筋合計				ユーロドル終値	
	EUR買い	EUR売り	売り越し	売買計	EUR買い	EUR売り	売り越し	売買計	EUR買い	EUR売り	売り越し	売買計	火曜締め	金曜締め
2015/06/30	65554	165589	100035	231143	236963	102207	-134756	339170	302517	267796	-34721	570313	1.1144	1.1107
2015/06/23	67867	167173	99306	235040	233162	101253	-131909	334415	301029	268426	-32603	569455	1.1167	1.1171
2015/06/16	82714	172071	89357	254785	225812	102841	-122971	328653	308526	274912	-33614	583438	1.1245	1.1345
2015/06/09	52643	190617	137974	243260	316710	139995	-176715	456705	369353	330612	-38741	699965	1.1276	1.1254
2015/06/02	49471	214983	165512	264454	326452	119316	-207136	445768	375923	334299	-41624	710222	1.1151	1.1113
2015/05/26	44221	215961	171740	260182	336026	127583	-208443	463609	380247	343544	-36703	723791	1.0873	1.0980
2015/05/19	38758	207097	168339	245855	338273	129839	-208434	468112	377031	336936	-40095	713967	1.1146	1.1010
2015/05/12	43333	222309	178976	265642	345101	127933	-217168	473034	388434	350242	-38192	738676	1.1222	1.1448
2015/05/05	50116	240243	190127	290359	343981	116070	-227911	460051	394097	356313	-37784	750410	1.1185	1.1208
2015/04/28	50734	248500	197766	299234	356986	116294	-240692	473280	407720	364794	-42926	772514	1.0976	1.1212
2015/04/21	46821	261466	214645	308287	361058	102833	-258225	463891	407879	364299	-43580	772178	1.0738	1.0866
2015/04/14	45264	257611	212347	302875	358360	101060	-257300	459420	403624	358671	-44953	762295	1.0655	1.0818
2015/04/07	39444	254702	215258	294146	356228	96223	-260005	452451	395672	350925	-44747	746597	1.0811	1.0606
2015/03/31	41709	268269	226560	309978	372420	97951	-274469	470371	414129	366220	-47909	780349	1.0741	1.0970
2015/03/24	50148	271111	220963	321259	366788	94933	-271855	461721	416936	366044	-50892	782980	1.0914	1.0889
2015/03/17	56329	250103	193774	306432	348754	101065	-247689	449819	405083	351168	-53915	756251	1.0592	1.0822
2015/03/10	61271	242344	181073	303615	369650	136170	-233480	505820	430921	378514	-52407	809435	1.0685	1.0493
2015/03/03	48467	220856	172389	269323	347041	122394	-224647	469435	395508	343250	-52258	738758	1.1179	1.0849
2015/02/24	45511	223247	177736	268758	343315	116354	-226961	459669	388826	339601	-49225	728427	1.1338	1.1189
2015/02/17	47175	232757	185582	279932	349201	111559	-237642	460760	396376	344316	-52060	740692	1.1408	1.1382
2015/02/10	47217	241858	194641	289075	355674	110223	-245451	465897	402891	352081	-50810	754972	1.1315	1.1400
2015/02/03	47719	244028	196309	291747	366203	113239	-252964	479442	413922	357267	-56655	771189	1.1463	1.1318
2015/01/27	50489	235234	184745	285723	355311	111048	-244263	466359	405800	346282	-59518	752082	1.1370	1.1298
2015/01/20	52047	232777	180730	284824	350433	114236	-236197	464669	402480	347013	-55467	749493	1.1554	1.1211
2015/01/13	50858	218709	167851	269567	331934	106709	-225225	438643	382792	325418	-57374	708210	1.1775	1.1565
2015/01/06	46016	207056	161040	253072	322212	105617	-216595	427829	368228	312673	-55555	680901	1.1871	1.1843
2014/12/30	43202	195421	152219	238623	302896	101172	-201724	404068	346098	296593	-49505	642691	1.2157	1.2003
2014/12/23	40690	187294	146604	227984	295843	99595	-196248	395438	336533	286889	-49644	623422	1.2172	1.2177
2014/12/16	56179	182834	126655	239013	268612	95144	-173468	363756	324791	277978	-46813	602769	1.2510	1.2225
2014/12/09	58306	195218	136912	253524	367178	174825	-192353	542003	425484	370043	-55441	795527	1.2377	1.2453

**EURO FX - CHICAGO MERCANTILE EXCHANGE
FUTURES ONLY POSITIONS Code-099741**



CME Daily Volume

シカゴ・マーカントイル取引所 取扱高日次データ

FX_勝てば官軍?

<http://fx.najirane.com>

EU Euro		取扱高			当日含む前5営業日計			参考レート	
Date	CALL	PUT	FUTURE	CALL	PUT	FUTURE	Open	Close	
2015/7/2 (木)	23057	29873	173896	102237	137323	1184379	1.1054	1.1087	
2015/7/1 (水)	17756	24203	201494	91811	118400	1189328	1.1144	1.1054	
2015/6/30 (火)	13863	27768	253331	86171	109414	1200523	1.1231	1.1144	
2015/6/29 (月)	24374	37414	373661	96436	114568	1219332	1.0989	1.1231	
2015/6/26 (金)	23187	18065	181997	82958	96506	1050979	1.1201	1.1171	
2015/6/25 (木)	12631	10950	178845	73747	101161	1035019	1.1204	1.1201	
2015/6/24 (水)	12116	15217	212689	82813	120577	1124944	1.1167	1.1204	
2015/6/23 (火)	24128	32922	272140	85277	145958	1152664	1.1340	1.1167	
2015/6/22 (月)	10896	19352	205308	69456	124242	1070205	1.1368	1.1340	
2015/6/19 (金)	13976	22720	166037	74296	117067	1077887	1.1369	1.1345	

AUS Dollar		取扱高			当日含む前5営業日計			参考レート	
Date	CALL	PUT	FUTURE	CALL	PUT	FUTURE	Open	Close	
2015/7/2 (木)	4905	4871	80253	10565	13041	389107	0.7649	0.7634	
2015/7/1 (水)	2529	2186	63383	6035	8465	364030	0.7704	0.7649	
2015/6/30 (火)	676	814	78655	5040	7780	370255	0.7678	0.7704	
2015/6/29 (月)	1168	1502	86797	6059	9370	364305	0.7619	0.7678	
2015/6/26 (金)	1287	3668	80019	6008	9415	328386	0.7734	0.7656	
2015/6/25 (木)	375	295	55176	6262	7039	301550	0.7703	0.7734	
2015/6/24 (水)	1534	1501	69608	8441	9737	334049	0.7734	0.7703	
2015/6/23 (火)	1695	2404	72705	8343	9941	361847	0.7731	0.7735	
2015/6/22 (月)	1117	1547	50878	7473	8386	343609	0.7766	0.7731	
2015/6/19 (金)	1541	1292	53183	6710	8105	345477	0.7801	0.7769	

CHE Franc		取扱高			当日含む前5営業日計			参考レート	
Date	CALL	PUT	FUTURE	CALL	PUT	FUTURE	Open	Close	
2015/7/2 (木)	181	341	16042	788	850	107485	1.0548	1.0598	
2015/7/1 (水)	409	211	23357	722	527	107366	1.0695	1.0548	
2015/6/30 (火)	60	132	23641	451	335	99017	1.0812	1.0697	
2015/6/29 (月)	78	78	26575	722	292	98249	1.0631	1.0811	
2015/6/26 (金)	60	88	17870	654	231	90309	1.0680	1.0709	
2015/6/25 (木)	115	18	15923	1096	214	86067	1.0711	1.0680	
2015/6/24 (水)	138	19	15008	1023	290	96346	1.0703	1.0711	
2015/6/23 (火)	331	89	22873	965	318	98242	1.0852	1.0703	
2015/6/22 (月)	10	17	18635	635	231	87112	1.0900	1.0852	
2015/6/19 (金)	502	71	13628	730	286	87064	1.0852	1.0902	

JPN Yen		取扱高			当日含む前5営業日計			参考レート	
Date	CALL	PUT	FUTURE	CALL	PUT	FUTURE	Open	Close	
2015/7/2 (木)	7901	8092	91441	37047	23151	579684	123.18	123.06	
2015/7/1 (水)	7426	3866	99798	30899	17509	565157	122.40	123.18	
2015/6/30 (火)	12516	3281	139046	27436	16605	550448	122.55	122.40	
2015/6/29 (月)	6793	3113	165515	18494	19455	502961	122.72	122.56	
2015/6/26 (金)	2411	4799	83884	16701	20708	397161	123.65	123.80	
2015/6/25 (木)	1753	2450	76914	15833	18214	394163	123.91	123.66	
2015/6/24 (水)	3963	2962	85089	20881	19963	477224	123.92	123.91	
2015/6/23 (火)	3574	6131	91559	18795	20962	512663	123.36	123.92	
2015/6/22 (月)	5000	4366	59715	16513	16128	495343	122.93	123.36	
2015/6/19 (金)	1543	2305	80886	13570	13728	518841	122.95	122.71	

CAN Dollar		取扱高			当日含む前5営業日計			参考レート	
Date	CALL	PUT	FUTURE	CALL	PUT	FUTURE	Open	Close	
2015/7/2 (木)	1533	2758	79862	10168	10948	371847	0.7945	0.7973	
2015/7/1 (水)	3823	3848	69064	9764	9275	337283	0.8007	0.7946	
2015/6/30 (火)	2754	3186	96691	6768	6168	334578	0.8063	0.8007	
2015/6/29 (月)	783	496	75005	5230	4106	300131	0.8099	0.8063	
2015/6/26 (金)	1275	660	51225	5265	4555	276008	0.8110	0.8119	
2015/6/25 (木)	1129	1085	45298	4412	5515	277095	0.8074	0.8110	
2015/6/24 (水)	827	741	66359	5357	7258	305688	0.8109	0.8073	
2015/6/23 (火)	1216	1124	62244	5413	6841	306441	0.8121	0.8109	
2015/6/22 (月)	818	945	50882	4634	6395	285645	0.8152	0.8121	
2015/6/19 (金)	422	1620	52312	4619	6097	288862	0.8179	0.8153	

NZL Dollar		取扱高			当日含む前5営業日計			参考レート	
Date	CALL	PUT	FUTURE	CALL	PUT	FUTURE	Open	Close	
2015/7/2 (木)	0	0	14080	0	0	90776	0.6735	0.6721	
2015/7/1 (水)	0	0	19509	0	0	79940	0.6773	0.6735	
2015/6/30 (火)	0	0	18482	0	0	83388	0.6842	0.6773	
2015/6/29 (月)	0	0	16260	0	0	79938	0.6820	0.6841	
2015/6/26 (金)	0	0	11609	0	0	75438	0.6874	0.6844	
2015/6/25 (木)	0	0	17528	0	0	72734	0.6883	0.6874	
2015/6/24 (水)	0	0	16059	0	0	87678	0.6854	0.6882	
2015/6/23 (火)	0	0	13982	0	0	100315	0.6865	0.6854	
2015/6/22 (月)	0	0	13556	0	0	93473	0.6907	0.6865	
2015/6/19 (金)	0	0	26553	0	0	92226	0.6928	0.6901	

MEX Peso		取扱高			当日含む前5営業日計			参考レート	
Date	CALL	PUT	FUTURE	CALL	PUT	FUTURE	Open	Close	
2015/7/2 (木)	0	35	57773	92	160	189953	0.0632	0.0638	
2015/7/1 (水)	92	55	40960	92	125	148675	0.0635	0.0633	
2015/6/30 (火)	0	0	36542	0	70	143073	0.0637	0.0636	
2015/6/29 (月)	0	50	37510	0	73	134337	0.0639	0.0637	
2015/6/26 (金)	0	20	17168	20	31	127598	0.0644	0.0643	
2015/6/25 (木)	0	0	16495	21	11	133523	0.0645	0.0646	
2015/6/24 (水)	0	0	35358	22	11	178039	0.0650	0.0645	
2015/6/23 (火)	0	3	27806	227	26	177043	0.0652	0.0649	
2015/6/22 (月)	20	8	30771	227	25	165278	0.0653	0.0652	
2015/6/19 (金)	1	0	23093	207	17	151949	0.0651	0.0651	