

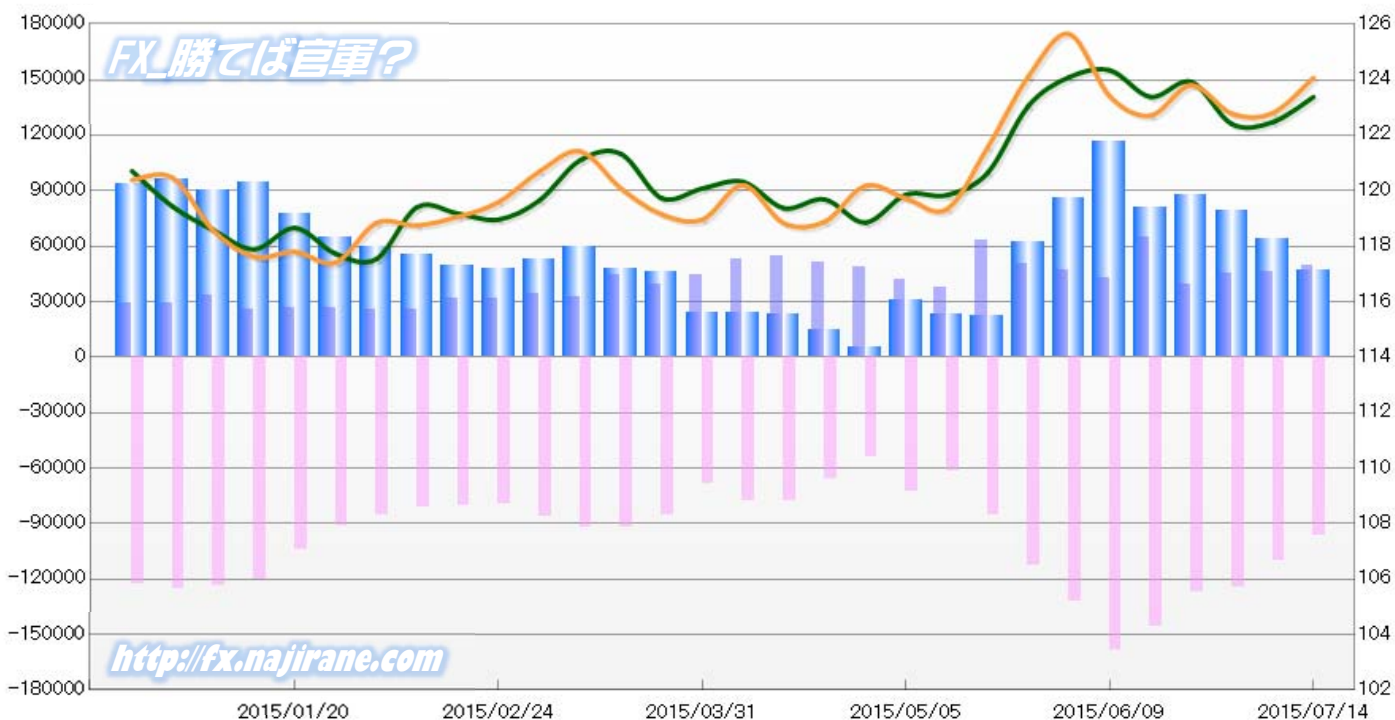
JAPANESE YEN - CHICAGO MERCANTILE EXCHANGE
2015/01/20 ~ 2015/07/14

Code-097741
 2015/07/17 NYクローズ時公表値

Report_Date	Non Commercial Positions												火曜日 引け値	金曜日 引け値
	Long	増減	増減(%)	Short	増減	増減(%)	売り越し	増減	増減(%)	売買計	増減	増減(%)		
2015/07/14	49167	3097	6.7%	96538	-13161	-12.0%	47371	-16258	-25.6%	145705	-10064	-6.5%	123.38	124.07
2015/07/07	46070	591	1.3%	109699	-14602	-11.7%	63629	-15193	-19.3%	155769	-14011	-8.3%	122.47	122.80
2015/06/30	45479	6460	16.6%	124301	-2435	-1.9%	78822	-8895	-10.1%	169780	4025	2.4%	122.40	122.77
2015/06/23	39019	-25741	-39.7%	126736	-18688	-12.9%	87717	7053	8.7%	165755	-44429	-21.1%	123.92	123.80
2015/06/16	64760	22320	52.6%	145424	-13302	-8.4%	80664	-35622	-30.6%	210184	9018	4.5%	123.38	122.71
2015/06/09	42440	-4241	-9.1%	158726	26352	19.9%	116286	30593	35.7%	201166	22111	12.3%	124.34	123.40
2015/06/02	46681	-3529	-7.0%	132374	19940	17.7%	85693	23469	37.7%	179055	16411	10.1%	124.09	125.65
2015/05/26	50210	-13188	-20.8%	112434	27031	31.7%	62224	40219	182.8%	162644	13843	9.3%	123.05	124.11
2015/05/19	63398	25550	67.5%	85403	23962	39.0%	22005	-1588	-6.7%	148801	49512	49.9%	120.64	121.56
2015/05/12	37848	-4004	-9.6%	61441	-11594	-15.9%	23593	-7590	-24.3%	99289	-15598	-13.6%	119.84	119.33
2015/05/05	41852	-6869	-14.1%	73035	18821	34.7%	31183	25690	467.7%	114887	11952	11.6%	119.86	119.72
2015/04/28	48721	-2799	-5.4%	54214	-11754	-17.8%	5493	-8955	-62.0%	102935	-14553	-12.4%	118.85	120.18
2015/04/21	51520	-3263	-6.0%	65968	-11885	-15.3%	14448	-8622	-37.4%	117488	-15148	-11.4%	119.69	118.88
2015/04/14	54783	1463	2.7%	77853	84	0.1%	23070	-1379	-5.6%	132636	1547	1.2%	119.37	118.83
2015/04/07	53320	8911	20.1%	77769	9436	13.8%	24449	525	2.2%	131089	18347	16.3%	120.32	120.20
2015/03/31	44409	5253	13.4%	68333	-16728	-19.7%	23924	-21981	-47.9%	112742	-11475	-9.2%	120.08	118.96
2015/03/24	39156	-5340	-12.0%	85061	-7489	-8.1%	45905	-2149	-4.5%	124217	-12829	-9.4%	119.73	119.15
2015/03/17	44496	11598	35.3%	92550	265	0.3%	48054	-11333	-19.1%	137046	11863	9.5%	121.33	120.08
2015/03/10	32898	-1046	-3.1%	92285	5820	6.7%	59387	6866	13.1%	125183	4774	4.0%	121.10	121.42
2015/03/03	33944	2333	7.4%	86465	7342	9.3%	52521	5009	10.5%	120409	9675	8.7%	119.65	120.69
2015/02/24	31611	342	1.1%	79123	-1237	-1.5%	47512	-1579	-3.2%	110734	-895	-0.8%	118.96	119.59
2015/02/17	31269	5385	20.8%	80360	-648	-0.8%	49091	-6033	-10.9%	111629	4737	4.4%	119.18	119.06
2015/02/10	25884	298	1.2%	81008	-4149	-4.9%	55124	-4447	-7.5%	106892	-3851	-3.5%	119.41	118.75
2015/02/03	25586	-940	-3.5%	85157	-6027	-6.6%	59571	-5087	-7.9%	110743	-6967	-5.9%	117.54	118.84
2015/01/27	26526	1	0.0%	91184	-13227	-12.7%	64658	-13228	-17.0%	117710	-13226	-10.1%	117.73	117.41
2015/01/20	26525			104411			77886			130936			118.66	117.80

JAPANESE YEN - CHICAGO MERCANTILE EXCHANGE
FUTURES ONLY POSITIONS

— 金曜終値 — 火曜終値 — Short枚数 — Long枚数 ■ 売り越し枚数(マイナスの場合は買越しと読替)



EURO FX - CHICAGO MERCANTILE EXCHANGE
2015/01/20 ~ 2015/07/14

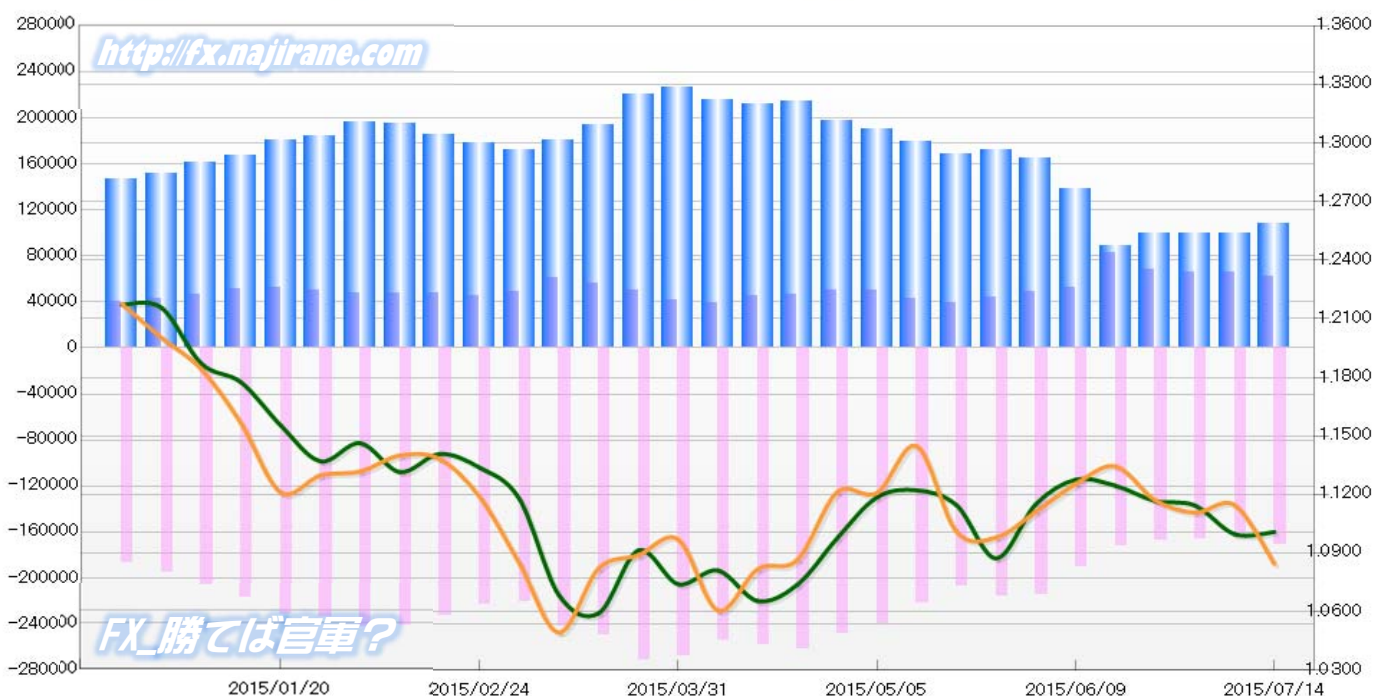
Code-099741

2015/07/17 NYクローズ時公表値

Report_Date	Non Commercial Positions										火曜日 引け値	金曜日 引け値		
	Long	増減		Short	増減		売り越し	増減		売買計			増減	
2015/07/14	62676	-3485	-5.3%	170457	5030	3.0%	107781	8515	8.6%	233133	1545	0.7%	1.1008	1.0845
2015/07/07	66161	607	0.9%	165427	-162	-0.1%	99266	-769	-0.8%	231588	445	0.2%	1.0997	1.1146
2015/06/30	65554	-2313	-3.4%	165589	-1584	-0.9%	100035	729	0.7%	231143	-3897	-1.7%	1.1144	1.1107
2015/06/23	67867	-14847	-17.9%	167173	-4898	-2.8%	99306	9949	11.1%	235040	-19745	-7.7%	1.1167	1.1171
2015/06/16	82714	30071	57.1%	172071	-18546	-9.7%	89357	-48617	-35.2%	254785	11525	4.7%	1.1245	1.1345
2015/06/09	52643	3172	6.4%	190617	-24366	-11.3%	137974	-27538	-16.6%	243260	-21194	-8.0%	1.1276	1.1254
2015/06/02	49471	5250	11.9%	214983	-978	-0.5%	165512	-6228	-3.6%	264454	4272	1.6%	1.1151	1.1113
2015/05/26	44221	5463	14.1%	215961	8864	4.3%	171740	3401	2.0%	260182	14327	5.8%	1.0873	1.0980
2015/05/19	38758	-4575	-10.6%	207097	-15212	-6.8%	168339	-10637	-5.9%	245855	-19787	-7.4%	1.1146	1.1010
2015/05/12	43333	-6783	-13.5%	222309	-17934	-7.5%	178976	-11151	-5.9%	265642	-24717	-8.5%	1.1222	1.1448
2015/05/05	50116	-618	-1.2%	240243	-8257	-3.3%	190127	-7639	-3.9%	290359	-8875	-3.0%	1.1185	1.1208
2015/04/28	50734	3913	8.4%	248500	-12966	-5.0%	197766	-16879	-7.9%	299234	-9053	-2.9%	1.0976	1.1212
2015/04/21	46821	1557	3.4%	261466	3855	1.5%	214645	2298	1.1%	308287	5412	1.8%	1.0738	1.0866
2015/04/14	45264	5820	14.8%	257611	2909	1.1%	212347	-2911	-1.4%	302875	8729	3.0%	1.0655	1.0818
2015/04/07	39444	-2265	-5.4%	254702	-13567	-5.1%	215258	-11302	-5.0%	294146	-15832	-5.1%	1.0811	1.0606
2015/03/31	41709	-8439	-16.8%	268269	-2842	-1.0%	226560	5597	2.5%	309978	-11281	-3.5%	1.0741	1.0970
2015/03/24	50148	-6181	-11.0%	271111	21008	8.4%	220963	27189	14.0%	321259	14827	4.8%	1.0914	1.0889
2015/03/17	56329	-4942	-8.1%	250103	7759	3.2%	193774	12701	7.0%	306432	2817	0.9%	1.0592	1.0822
2015/03/10	61271	12804	26.4%	242344	21488	9.7%	181073	8684	5.0%	303615	34292	12.7%	1.0685	1.0493
2015/03/03	48467	2956	6.5%	220856	-2391	-1.1%	172389	-5347	-3.0%	269323	565	0.2%	1.1179	1.0849
2015/02/24	45511	-1664	-3.5%	223247	-9510	-4.1%	177736	-7846	-4.2%	268758	-11174	-4.0%	1.1338	1.1189
2015/02/17	47175	-42	-0.1%	232757	-9101	-3.8%	185582	-9059	-4.7%	279932	-9143	-3.2%	1.1408	1.1382
2015/02/10	47217	-502	-1.1%	241858	-2170	-0.9%	194641	-1668	-0.8%	289075	-2672	-0.9%	1.1315	1.1400
2015/02/03	47719	-2770	-5.5%	244028	8794	3.7%	196309	11564	6.3%	291747	6024	2.1%	1.1463	1.1318
2015/01/27	50489	-1558	-3.0%	235234	2457	1.1%	184745	4015	2.2%	285723	899	0.3%	1.1370	1.1298
2015/01/20	52047			232777			180730			284824			1.1554	1.1211

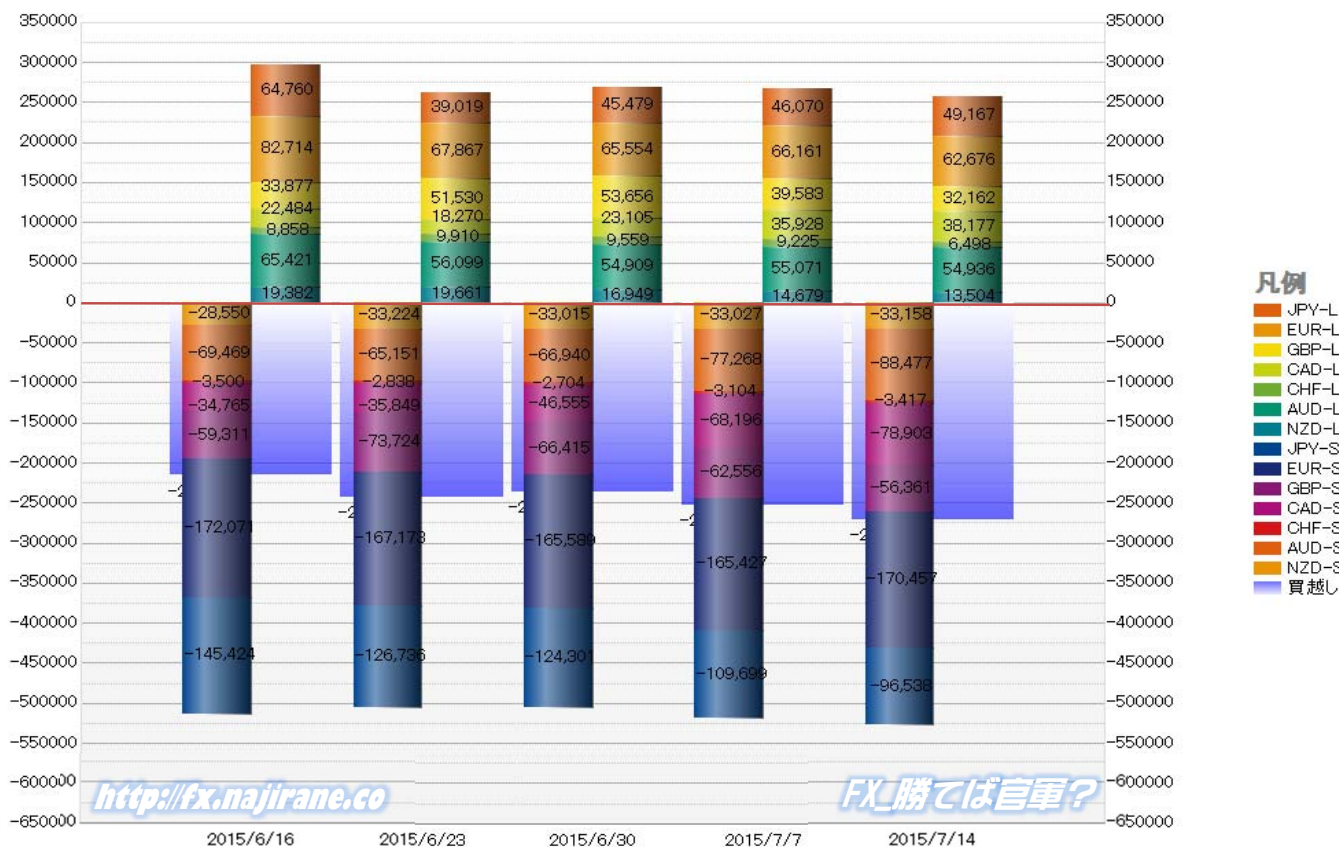
EURO FX - CHICAGO MERCANTILE EXCHANGE
FUTURES ONLY POSITIONS

— 金曜締め週終値 — 火曜締め週終値 — Short枚数 — Long枚数 — 売り越し枚数(マイナスの場合は買越しと読替え)



	2015/06/16			2015/06/23			2015/06/30			2015/07/07			2015/07/14		
	Long	Short	売り越し	Long	Short	売り越し	Long	Short	売り越し	Long	Short	売り越し	Long	Short	売り越し
JPY	64760	145424	80664	39019	126736	87717	45479	124301	78822	46070	109699	63629	49167	96538	47371
	前週比 枚数増減 (枚)			-25741	-18688	7053	6460	-2435	-8895	591	-14602	-15193	3097	-13161	-16258
	前週比 枚数増減 (%)			-39.75%	-12.85%	8.74%	16.56%	-1.92%	-10.14%	1.30%	-11.75%	-19.28%	6.72%	-12.00%	-25.55%
EUR	82714	172071	89357	67867	167173	99306	65554	165589	100035	66161	165427	99266	62676	170457	107781
	前週比 枚数増減 (枚)			-14847	-4898	9949	-2313	-1584	729	607	-162	-769	-3485	5030	8515
	前週比 枚数増減 (%)			-17.95%	-2.85%	11.13%	-3.41%	-0.95%	0.73%	0.93%	-0.10%	-0.77%	-5.27%	3.04%	8.58%
GBP	33877	59311	25434	51530	73724	22194	53656	66415	12759	39583	62556	22973	32162	56361	24199
	前週比 枚数増減 (枚)			17653	14413	-3240	2126	-7309	-9435	-14073	-3859	10214	-7421	-6195	1226
	前週比 枚数増減 (%)			52.11%	24.30%	-12.74%	4.13%	-9.91%	-42.51%	-26.23%	-5.81%	80.05%	-18.75%	-9.90%	5.34%
AUD	65421	69469	4048	56099	65151	9052	54909	66940	12031	55071	77268	22197	54936	88477	33541
	前週比 枚数増減 (枚)			-9322	-4318	5004	-1190	1789	2979	162	10328	10166	-135	11209	11344
	前週比 枚数増減 (%)			-14.25%	-6.22%	123.62%	-2.12%	2.75%	32.91%	0.30%	15.43%	84.50%	-0.25%	14.51%	51.11%
CAD	22484	34765	12281	18270	35849	17579	23105	46555	23450	35928	68196	32268	38177	78903	40726
	前週比 枚数増減 (枚)			-4214	1084	5298	4835	10706	5871	12823	21641	8818	2249	10707	8458
	前週比 枚数増減 (%)			-18.74%	3.12%	43.14%	26.46%	29.86%	33.40%	55.50%	46.48%	37.60%	6.26%	15.70%	26.21%
CHF	8858	3500	-5358	9910	2838	-7072	9559	2704	-6855	9225	3104	-6121	6498	3417	-3081
	前週比 枚数増減 (枚)			1052	-662	-1714	-351	-134	217	-334	400	734	-2727	313	3040
	前週比 枚数増減 (%)			11.88%	-18.91%	31.99%	-3.54%	-4.72%	-3.07%	-3.49%	14.79%	-10.71%	-29.56%	10.08%	-49.67%
NZD	19382	28550	9168	19661	33224	13563	16949	33015	16066	14679	33027	18348	13504	33158	19654
	前週比 枚数増減 (枚)			279	4674	4395	-2712	-209	2503	-2270	12	2282	-1175	131	1306
	前週比 枚数増減 (%)			1.44%	16.37%	47.94%	-13.79%	-0.63%	18.45%	-13.39%	0.04%	14.20%	-8.00%	0.40%	7.12%
MXN	28245	80735	52490	39402	67269	27867	36051	74810	38759	24067	96482	72415	19965	92683	72718
	前週比 枚数増減 (枚)			11157	-13466	-24623	-3351	7541	10892	-11984	21672	33656	-4102	-3799	303
	前週比 枚数増減 (%)			39.50%	-16.68%	-46.91%	-8.50%	11.21%	39.09%	-33.24%	28.97%	86.83%	-17.04%	-3.94%	0.42%
Total All 8	325741	593825	268084	301758	571964	270206	305262	580329	275067	290784	615759	324975	277085	619994	342909
	前週比 枚数増減 (枚)			-23983	-21861	2122	3504	8365	4861	-14478	35430	49908	-13699	4235	17934
	前週比 枚数増減 (%)			-7.36%	-3.68%	0.79%	1.16%	1.46%	1.80%	-4.74%	6.11%	18.14%	-4.71%	0.69%	5.52%
Total 7 (MXN除く)	297496	513090	215594	262356	504695	242339	269211	505519	236308	266717	519277	252560	257120	527311	270191
	前週比 枚数増減 (枚)			-35140	-8395	26745	6855	824	-6031	-2494	13758	16252	-9597	8034	17631
	前週比 枚数増減 (%)			-11.8%	-1.6%	12.4%	2.6%	0.2%	-2.5%	-0.9%	2.7%	6.9%	-3.6%	1.5%	7.0%

直近5週 CFTC IMM主要7通貨の構成

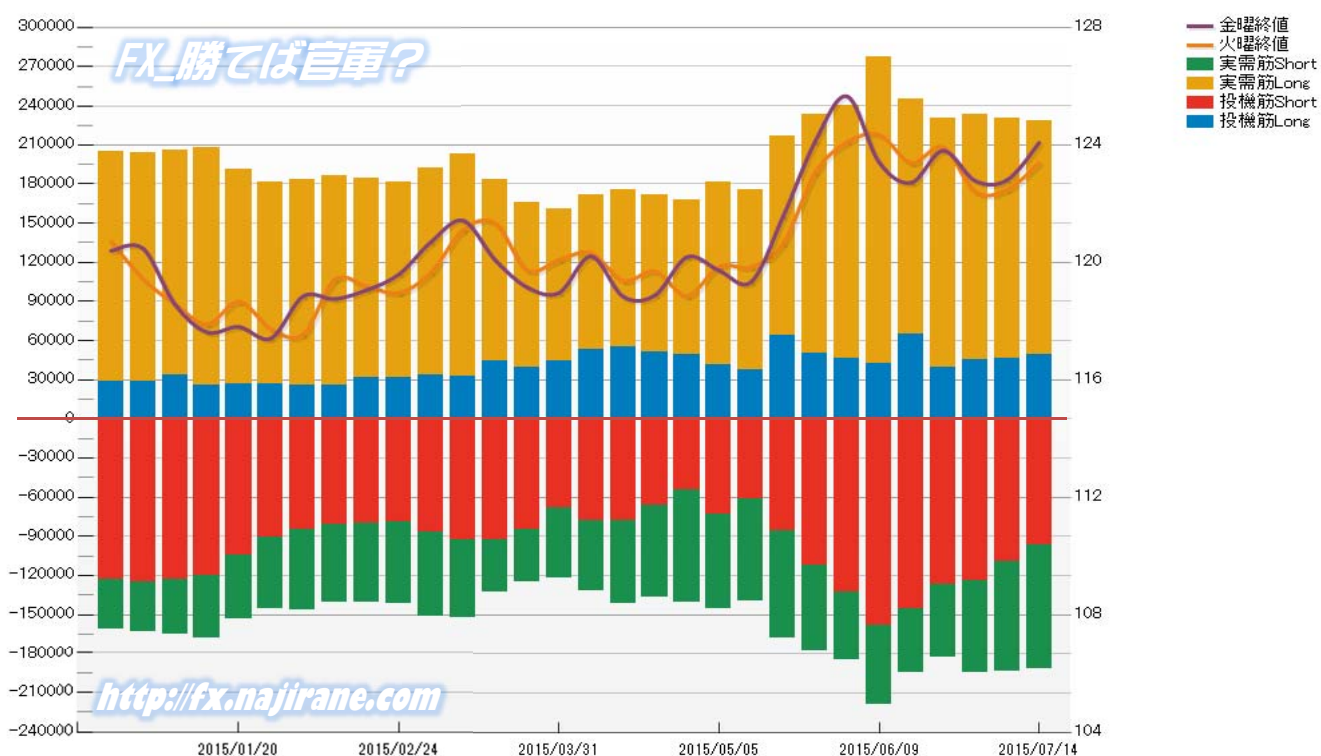


**JAPANESE YEN - CHICAGO MERCANTILE EXCHANGE
FUTURES ONLY POSITIONS**

**Code-097741
2015/07/17 公表値**

Date	投機筋集計				実需筋集計				投機筋+実需筋合計				ドル円終値	
	円買い	円売り	売り越し	売買計	円買い	円売り	売り越し	売買計	円買い	円売り	売り越し	売買計	火曜締め	金曜締め
2015/07/14	49167	96538	47371	145705	178906	95409	-83497	274315	228073	191947	-36126	420020	123.38	124.07
2015/07/07	46070	109699	63629	155769	184004	83539	-100465	267543	230074	193238	-36836	423312	122.47	122.80
2015/06/30	45479	124301	78822	169780	187745	70463	-117282	258208	233224	194764	-38460	427988	122.40	122.77
2015/06/23	39019	126736	87717	165755	190910	55586	-135324	246496	229929	182322	-47607	412251	123.92	123.80
2015/06/16	64760	145424	80664	210184	180102	49482	-130620	229584	244862	194906	-49956	439768	123.38	122.71
2015/06/09	42440	158726	116286	201166	234607	60130	-174477	294737	277047	218856	-58191	495903	124.34	123.40
2015/06/02	46681	132374	85693	179055	193122	52276	-140846	245398	239803	184650	-55153	424453	124.09	125.65
2015/05/26	50210	112434	62224	162644	183190	65232	-117958	248422	233400	177666	-55734	411066	123.05	124.11
2015/05/19	63398	85403	22005	148801	153519	82936	-70583	236455	216917	168339	-48578	385256	120.64	121.56
2015/05/12	37848	61441	23593	99289	137626	78612	-59014	216238	175474	140053	-35421	315527	119.84	119.33
2015/05/05	41852	73035	31183	114887	139448	72449	-66999	211897	181300	145484	-35816	326784	119.86	119.72
2015/04/28	48721	54214	5493	102935	118521	85966	-32555	204487	167242	140180	-27062	307422	118.85	120.18
2015/04/21	51520	65968	14448	117488	120368	70330	-50038	190698	171888	136298	-35590	308186	119.69	118.88
2015/04/14	54783	77853	23070	132636	121029	64194	-56835	185223	175812	142047	-33765	317859	119.37	118.83
2015/04/07	53320	77769	24449	131089	118118	54475	-63643	172593	171438	132244	-39194	303682	120.32	120.20
2015/03/31	44409	68333	23924	112742	116378	53965	-62413	170343	160787	122298	-38489	283085	120.08	118.96
2015/03/24	39156	85061	45905	124217	126021	40043	-85978	166064	165177	125104	-40073	290281	119.73	119.15
2015/03/17	44496	92550	48054	137046	138442	40731	-97711	179173	182938	133281	-49657	316219	121.33	120.08
2015/03/10	32898	92285	59387	125183	169840	59731	-110109	229571	202738	152016	-50722	354754	121.10	121.42
2015/03/03	33944	86465	52521	120409	158423	64993	-93430	223416	192367	151458	-40909	343825	119.65	120.69
2015/02/24	31611	79123	47512	110734	149980	62607	-87373	212587	181591	141730	-39861	323321	118.96	119.59
2015/02/17	31269	80360	49091	111629	152950	60096	-92854	213046	184219	140456	-43763	324675	119.18	119.06
2015/02/10	25884	81008	55124	106892	160293	59335	-100958	219628	186177	140343	-45834	326520	119.41	118.75
2015/02/03	25586	85157	59571	110743	157407	61268	-96139	218675	182993	146425	-36568	329418	117.54	118.84
2015/01/27	26526	91184	64658	117710	155145	54103	-101042	209248	181671	145287	-36384	326958	117.73	117.41
2015/01/20	26525	104411	77886	130936	164972	48783	-116189	213755	191497	153194	-38303	344691	118.66	117.80
2015/01/13	25872	120497	94625	146369	182073	47978	-134095	230051	207945	168475	-39470	376420	117.89	117.62
2015/01/06	33160	123243	90083	156403	172310	41593	-130717	213903	205470	164836	-40634	370306	118.58	118.56
2014/12/30	28836	125155	96319	153991	174779	38377	-136402	213156	203615	163532	-40083	367147	119.43	120.47
2014/12/23	29021	122763	93742	151784	176015	38120	-137895	214135	205036	160883	-44153	365919	120.71	120.39

**JAPANESE YEN - CHICAGO MERCANTILE EXCHANGE
FUTURES ONLY POSITIONS Code-097741**

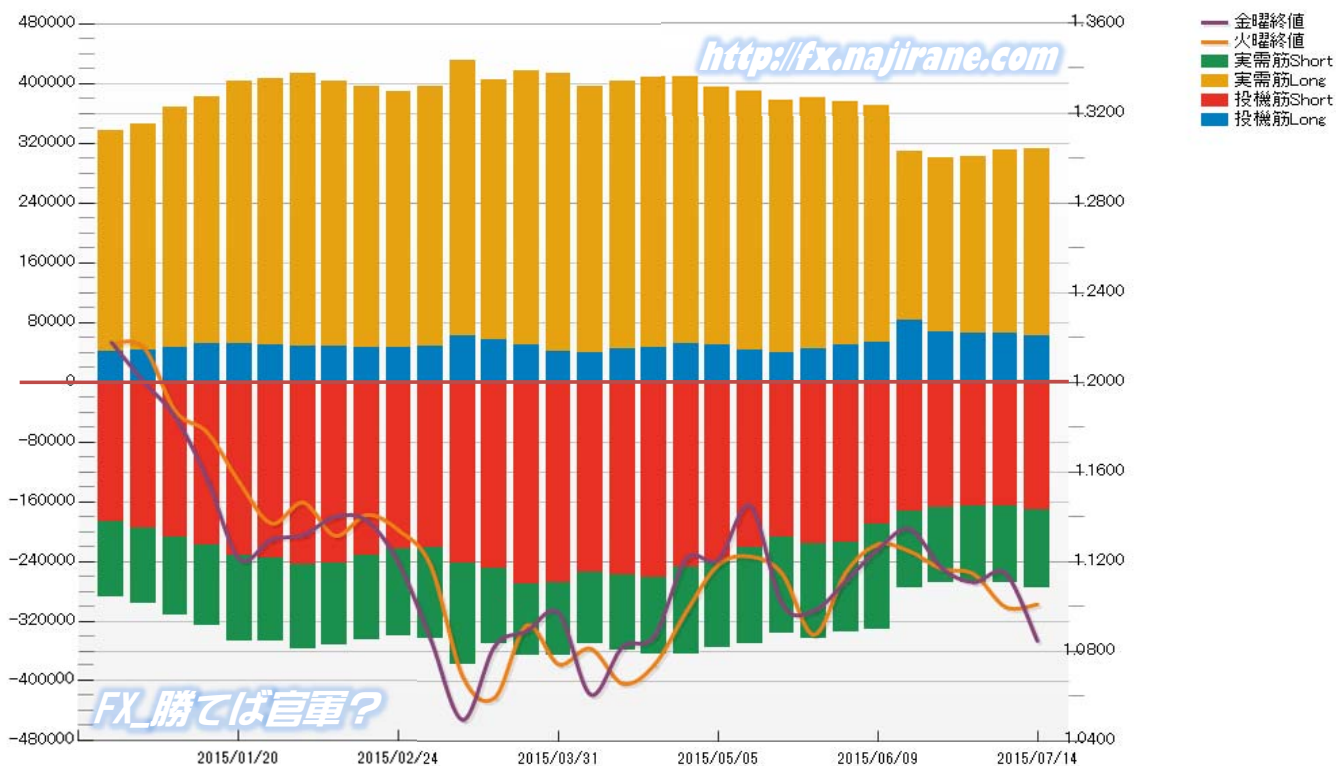


**EURO FX - CHICAGO MERCANTILE EXCHANGE
FUTURES ONLY POSITIONS**

**Code-099741
2015/07/17 公表値**

Date	投機筋集計				実需筋集計				投機筋+実需筋合計				ユーロドル終値	
	EUR買い	EUR売り	売り越し	売買計	EUR買い	EUR売り	売り越し	売買計	EUR買い	EUR売り	売り越し	売買計	火曜締め	金曜締め
2015/07/14	62676	170457	107781	233133	249129	105205	-143924	354334	311805	275662	-36143	587467	1.1008	1.0845
2015/07/07	66161	165427	99266	231588	245408	103930	-141478	349338	311569	269357	-42212	580926	1.0997	1.1146
2015/06/30	65554	165589	100035	231143	236963	102207	-134756	339170	302517	267796	-34721	570313	1.1144	1.1107
2015/06/23	67867	167173	99306	235040	233162	101253	-131909	334415	301029	268426	-32603	569455	1.1167	1.1171
2015/06/16	82714	172071	89357	254785	225812	102841	-122971	328653	308526	274912	-33614	583438	1.1245	1.1345
2015/06/09	52643	190617	137974	243260	316710	139995	-176715	456705	369353	330612	-38741	699965	1.1276	1.1254
2015/06/02	49471	214983	165512	264454	326452	119316	-207136	445768	375923	334299	-41624	710222	1.1151	1.1113
2015/05/26	44221	215961	171740	260182	336026	127583	-208443	463609	380247	343544	-36703	723791	1.0873	1.0980
2015/05/19	38758	207097	168339	245855	338273	129839	-208434	468112	377031	336936	-40095	713967	1.1146	1.1010
2015/05/12	43333	222309	178976	265642	345101	127933	-217168	473034	388434	350242	-38192	738676	1.1222	1.1448
2015/05/05	50116	240243	190127	290359	343981	116070	-227911	460051	394097	356313	-37784	750410	1.1185	1.1208
2015/04/28	50734	248500	197766	299234	356986	116294	-240692	473280	407720	364794	-42926	772514	1.0976	1.1212
2015/04/21	46821	261466	214645	308287	361058	102833	-258225	463891	407879	364299	-43580	772178	1.0738	1.0866
2015/04/14	45264	257611	212347	302875	358360	101060	-257300	459420	403624	358671	-44953	762295	1.0655	1.0818
2015/04/07	39444	254702	215258	294146	356228	96223	-260005	452451	395672	350925	-44747	746597	1.0811	1.0606
2015/03/31	41709	268269	226560	309978	372420	97951	-274469	470371	414129	366220	-47909	780349	1.0741	1.0970
2015/03/24	50148	271111	220963	321259	366788	94933	-271855	461721	416936	366044	-50892	782980	1.0914	1.0889
2015/03/17	56329	250103	193774	306432	348754	101065	-247689	449819	405083	351168	-53915	756251	1.0592	1.0822
2015/03/10	61271	242344	181073	303615	369650	136170	-233480	505820	430921	378514	-52407	809435	1.0685	1.0493
2015/03/03	48467	220856	172389	269323	347041	122394	-224647	469435	395508	343250	-52258	738758	1.1179	1.0849
2015/02/24	45511	223247	177736	268758	343315	116354	-226961	459669	388826	339601	-49225	728427	1.1338	1.1189
2015/02/17	47175	232757	185582	279932	349201	111559	-237642	460760	396376	344316	-52060	740692	1.1408	1.1382
2015/02/10	47217	241858	194641	289075	355674	110223	-245451	465897	402891	352081	-50810	754972	1.1315	1.1400
2015/02/03	47719	244028	196309	291747	366203	113239	-252964	479442	413922	357267	-56655	771189	1.1463	1.1318
2015/01/27	50489	235234	184745	285723	355311	111048	-244263	466359	405800	346282	-59518	752082	1.1370	1.1298
2015/01/20	52047	232777	180730	284824	350433	114236	-236197	464669	402480	347013	-55467	749493	1.1554	1.1211
2015/01/13	50858	218709	167851	269567	331934	106709	-225225	438643	382792	325418	-57374	708210	1.1775	1.1565
2015/01/06	46016	207056	161040	253072	322212	105617	-216595	427829	368228	312673	-55555	680901	1.1871	1.1843
2014/12/30	43202	195421	152219	238623	302896	101172	-201724	404068	346098	296593	-49505	642691	1.2157	1.2003
2014/12/23	40690	187294	146604	227984	295843	99595	-196248	395438	336533	286889	-49644	623422	1.2172	1.2177

**EURO FX - CHICAGO MERCANTILE EXCHANGE
FUTURES ONLY POSITIONS Code-099741**



CME Daily Volume

シカゴ・マーカントイル取引所 取扱高日次データ

FX_勝てば官軍?

<http://fx.najirane.com>

EU Euro		取扱高			当日含む前5営業日計			参考レート	
Date	CALL	PUT	FUTURE	CALL	PUT	FUTURE	Open	Close	
2015/7/16 (木)	12268	15026	227928	57477	67619	1144925	1.0946	1.0876	
2015/7/15 (水)	12020	15792	190370	56238	59018	1090313	1.1008	1.0946	
2015/7/14 (火)	7127	6009	192811	50233	49510	1115844	1.1006	1.1008	
2015/7/13 (月)	13537	11231	253693	55060	66875	1198457	1.1140	1.1005	
2015/7/10 (金)	12525	19561	280123	53987	73647	1203681	1.1047	1.1146	
2015/7/9 (木)	11029	6425	173316	64519	83959	1097454	1.1074	1.1046	
2015/7/8 (水)	6015	6284	215901	71246	101737	1125632	1.0997	1.1074	
2015/7/7 (火)	11954	23374	275424	79094	123221	1163062	1.1056	1.0997	
2015/7/6 (月)	12464	18003	258917	91514	137261	1261299	1.0999	1.1056	
2015/7/2 (木)	23057	29873	173896	102237	137323	1184379	1.1054	1.1087	

AUS Dollar		取扱高			当日含む前5営業日計			参考レート	
Date	CALL	PUT	FUTURE	CALL	PUT	FUTURE	Open	Close	
2015/7/16 (木)	2316	1353	68664	8721	8634	403771	0.7380	0.7406	
2015/7/15 (水)	1750	1064	97736	8198	8264	426512	0.7452	0.7381	
2015/7/14 (火)	1051	1419	67938	7783	8629	437254	0.7402	0.7452	
2015/7/13 (月)	875	937	80568	9072	10758	469832	0.7428	0.7403	
2015/7/10 (金)	2729	3861	88865	13620	13727	525711	0.7451	0.7443	
2015/7/9 (木)	1793	983	91405	15796	14737	517099	0.7428	0.7452	
2015/7/8 (水)	1335	1429	108478	16532	15940	489077	0.7445	0.7427	
2015/7/7 (火)	2340	3548	100516	15873	15325	459254	0.7498	0.7445	
2015/7/6 (月)	5423	3906	136447	14701	13279	445535	0.7467	0.7499	
2015/7/2 (木)	4905	4871	80253	10565	13041	389107	0.7649	0.7634	

CHE Franc		取扱高			当日含む前5営業日計			参考レート	
Date	CALL	PUT	FUTURE	CALL	PUT	FUTURE	Open	Close	
2015/7/16 (木)	163	120	12835	391	383	85929	1.0504	1.0443	
2015/7/15 (水)	67	35	16008	313	281	89529	1.0578	1.0504	
2015/7/14 (火)	25	2	17137	250	252	92001	1.0528	1.0578	
2015/7/13 (月)	59	25	17008	283	265	92528	1.0653	1.0528	
2015/7/10 (金)	77	201	22941	465	281	93846	1.0550	1.0639	
2015/7/9 (木)	85	18	16435	569	421	86947	1.0575	1.0549	
2015/7/8 (水)	4	6	18480	893	614	93869	1.0562	1.0575	
2015/7/7 (火)	58	15	17664	949	740	99030	1.0609	1.0562	
2015/7/6 (月)	241	41	18326	969	803	107941	1.0599	1.0609	
2015/7/2 (木)	181	341	16042	788	850	107485	1.0548	1.0598	

JPN Yen		取扱高			当日含む前5営業日計			参考レート	
Date	CALL	PUT	FUTURE	CALL	PUT	FUTURE	Open	Close	
2015/7/16 (木)	3517	2931	74234	15617	12811	501990	123.78	124.14	
2015/7/15 (水)	2161	3284	87290	16652	11605	554726	123.38	123.77	
2015/7/14 (火)	2004	1704	82440	25763	13531	683442	123.46	123.38	
2015/7/13 (月)	3576	1995	114058	31486	15399	721827	122.56	123.46	
2015/7/10 (金)	4359	2897	143968	32839	17575	761767	121.49	122.80	
2015/7/9 (木)	4552	1725	126970	36381	22770	709240	120.60	121.52	
2015/7/8 (水)	11272	5210	216006	39255	24911	682068	122.46	120.63	
2015/7/7 (火)	7727	3572	120825	40499	22982	605108	122.57	122.47	
2015/7/6 (月)	4929	4171	153998	39565	22523	649798	122.00	122.57	
2015/7/2 (木)	7901	8092	91441	37047	23151	579684	123.18	123.06	

CAN Dollar		取扱高			当日含む前5営業日計			参考レート	
Date	CALL	PUT	FUTURE	CALL	PUT	FUTURE	Open	Close	
2015/7/16 (木)	2028	3226	53653	8411	8373	343316	0.7742	0.7717	
2015/7/15 (水)	2674	2083	100141	7296	6544	353906	0.7854	0.7742	
2015/7/14 (火)	937	908	57926	5683	5208	332116	0.7850	0.7854	
2015/7/13 (月)	1080	776	63097	8477	7299	350815	0.7876	0.7851	
2015/7/10 (金)	1692	1380	68499	10503	9140	376336	0.7871	0.7887	
2015/7/9 (木)	913	1397	64243	10344	10518	387699	0.7848	0.7871	
2015/7/8 (水)	1061	747	78351	13254	12969	392520	0.7865	0.7848	
2015/7/7 (火)	3731	2999	76625	14947	15408	410860	0.7907	0.7865	
2015/7/6 (月)	3106	2617	88618	11999	12905	409240	0.7933	0.7907	
2015/7/2 (木)	1533	2758	79862	10168	10948	371847	0.7945	0.7973	

NZL Dollar		取扱高			当日含む前5営業日計			参考レート	
Date	CALL	PUT	FUTURE	CALL	PUT	FUTURE	Open	Close	
2015/7/16 (木)	0	0	24913	0	0	98424	0.6596	0.6513	
2015/7/15 (水)	0	0	17108	0	0	94037	0.6709	0.6596	
2015/7/14 (火)	0	0	13934	0	0	98038	0.6690	0.6709	
2015/7/13 (月)	0	0	18380	0	0	102194	0.6706	0.6690	
2015/7/10 (金)	0	0	19702	0	0	111733	0.6745	0.6723	
2015/7/9 (木)	0	0	28914	0	0	115798	0.6726	0.6744	
2015/7/8 (水)	0	0	21264	0	0	110176	0.6645	0.6726	
2015/7/7 (火)	0	0	23473	0	0	100771	0.6672	0.6644	
2015/7/6 (月)	0	0	22445	0	0	97989	0.6663	0.6672	
2015/7/2 (木)	0	0	14080	0	0	90776	0.6735	0.6721	

MEX Peso		取扱高			当日含む前5営業日計			参考レート	
Date	CALL	PUT	FUTURE	CALL	PUT	FUTURE	Open	Close	
2015/7/16 (木)	0	0	24915	5	115	229063	6.3271	6.3157	
2015/7/15 (水)	0	25	92489	5	115	230898	6.3832	6.3332	
2015/7/14 (火)	5	8	23471	5	90	166824	6.3572	6.3796	
2015/7/13 (月)	0	82	58950	10	107	188342	6.3401	6.3638	
2015/7/10 (金)	0	0	29238	10	25	184341	0.0636	0.0636	
2015/7/9 (木)	0	0	26750	10	60	212876	0.0632	0.0633	
2015/7/8 (水)	0	0	28415	102	115	227086	0.0633	0.0632	
2015/7/7 (火)	10	25	44989	102	115	235213	0.0633	0.0634	
2015/7/6 (月)	0	0	54949	92	140	227734	0.0633	0.0635	
2015/7/2 (木)	0	35	57773	92	160	189953	0.0632	0.0638	