

JAPANESE YEN - CHICAGO MERCANTILE EXCHANGE

Code-097741

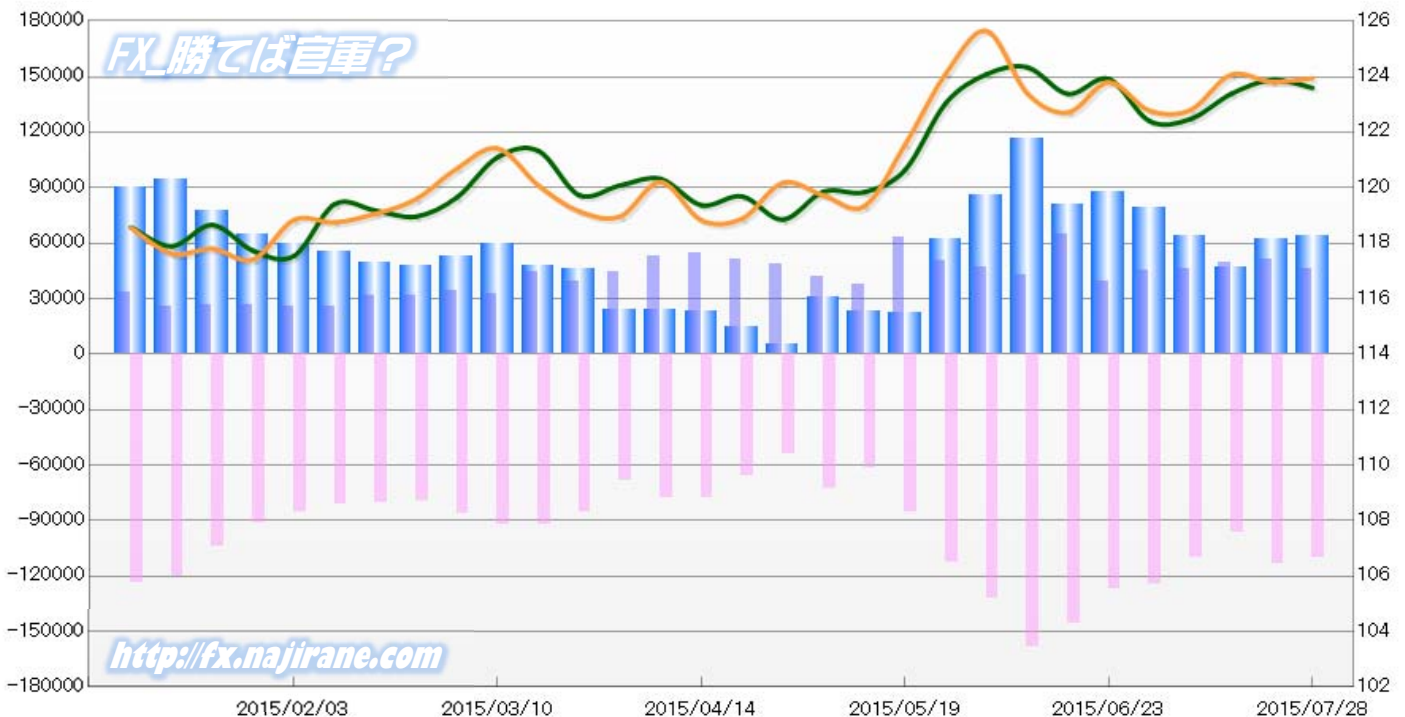
2015/02/03 ~ 2015/07/28

2015/07/31 NYクローズ時公表値

Report_Date	Non Commercial Positions												火曜日 引け値	金曜日 引け値
	Long	増減	増減(%)	Short	増減	増減(%)	売り越し	増減	増減(%)	売買計	増減	増減(%)		
2015/07/28	46270	-4629	-9.1%	109808	-3405	-3.0%	63538	1224	2.0%	156078	-8034	-4.9%	123.60	123.95
2015/07/21	50899	1732	3.5%	113213	16675	17.3%	62314	14943	31.5%	164112	18407	12.6%	123.88	123.81
2015/07/14	49167	3097	6.7%	96538	-13161	-12.0%	47371	-16258	-25.6%	145705	-10064	-6.5%	123.38	124.07
2015/07/07	46070	591	1.3%	109699	-14602	-11.7%	63629	-15193	-19.3%	155769	-14011	-8.3%	122.47	122.80
2015/06/30	45479	6460	16.6%	124301	-2435	-1.9%	78822	-8895	-10.1%	169780	4025	2.4%	122.40	122.77
2015/06/23	39019	-25741	-39.7%	126736	-18688	-12.9%	87717	7053	8.7%	165755	-44429	-21.1%	123.92	123.80
2015/06/16	64760	22320	52.6%	145424	-13302	-8.4%	80664	-35622	-30.6%	210184	9018	4.5%	123.38	122.71
2015/06/09	42440	-4241	-9.1%	158726	26352	19.9%	116286	30593	35.7%	201166	22111	12.3%	124.34	123.40
2015/06/02	46681	-3529	-7.0%	132374	19940	17.7%	85693	23469	37.7%	179055	16411	10.1%	124.09	125.65
2015/05/26	50210	-13188	-20.8%	112434	27031	31.7%	62224	40219	182.8%	162644	13843	9.3%	123.05	124.11
2015/05/19	63398	25550	67.5%	85403	23962	39.0%	22005	-1588	-6.7%	148801	49512	49.9%	120.64	121.56
2015/05/12	37848	-4004	-9.6%	61441	-11594	-15.9%	23593	-7590	-24.3%	99289	-15598	-13.6%	119.84	119.33
2015/05/05	41852	-6869	-14.1%	73035	18821	34.7%	31183	25690	467.7%	114887	11952	11.6%	119.86	119.72
2015/04/28	48721	-2799	-5.4%	54214	-11754	-17.8%	5493	-8955	-62.0%	102935	-14553	-12.4%	118.85	120.18
2015/04/21	51520	-3263	-6.0%	65968	-11885	-15.3%	14448	-8622	-37.4%	117488	-15148	-11.4%	119.69	118.88
2015/04/14	54783	1463	2.7%	77853	84	0.1%	23070	-1379	-5.6%	132636	1547	1.2%	119.37	118.83
2015/04/07	53320	8911	20.1%	77769	9436	13.8%	24449	525	2.2%	131089	18347	16.3%	120.32	120.20
2015/03/31	44409	5253	13.4%	68333	-16728	-19.7%	23924	-21981	-47.9%	112742	-11475	-9.2%	120.08	118.96
2015/03/24	39156	-5340	-12.0%	85061	-7489	-8.1%	45905	-2149	-4.5%	124217	-12829	-9.4%	119.73	119.15
2015/03/17	44496	11598	35.3%	92550	265	0.3%	48054	-11333	-19.1%	137046	11863	9.5%	121.33	120.08
2015/03/10	32898	-1046	-3.1%	92285	5820	6.7%	59387	6866	13.1%	125183	4774	4.0%	121.10	121.42
2015/03/03	33944	2333	7.4%	86465	7342	9.3%	52521	5009	10.5%	120409	9675	8.7%	119.65	120.69
2015/02/24	31611	342	1.1%	79123	-1237	-1.5%	47512	-1579	-3.2%	110734	-895	-0.8%	118.96	119.59
2015/02/17	31269	5385	20.8%	80360	-648	-0.8%	49091	-6033	-10.9%	111629	4737	4.4%	119.18	119.06
2015/02/10	25884	298	1.2%	81008	-4149	-4.9%	55124	-4447	-7.5%	106892	-3851	-3.5%	119.41	118.75
2015/02/03	25586			85157			59571			110743			117.54	118.84

JAPANESE YEN - CHICAGO MERCANTILE EXCHANGE  
FUTURES ONLY POSITIONS

— 金曜終値 — 火曜終値 — Short枚数 — Long枚数 — 売り越し枚数(マイナスの場合は買越しと読替え)

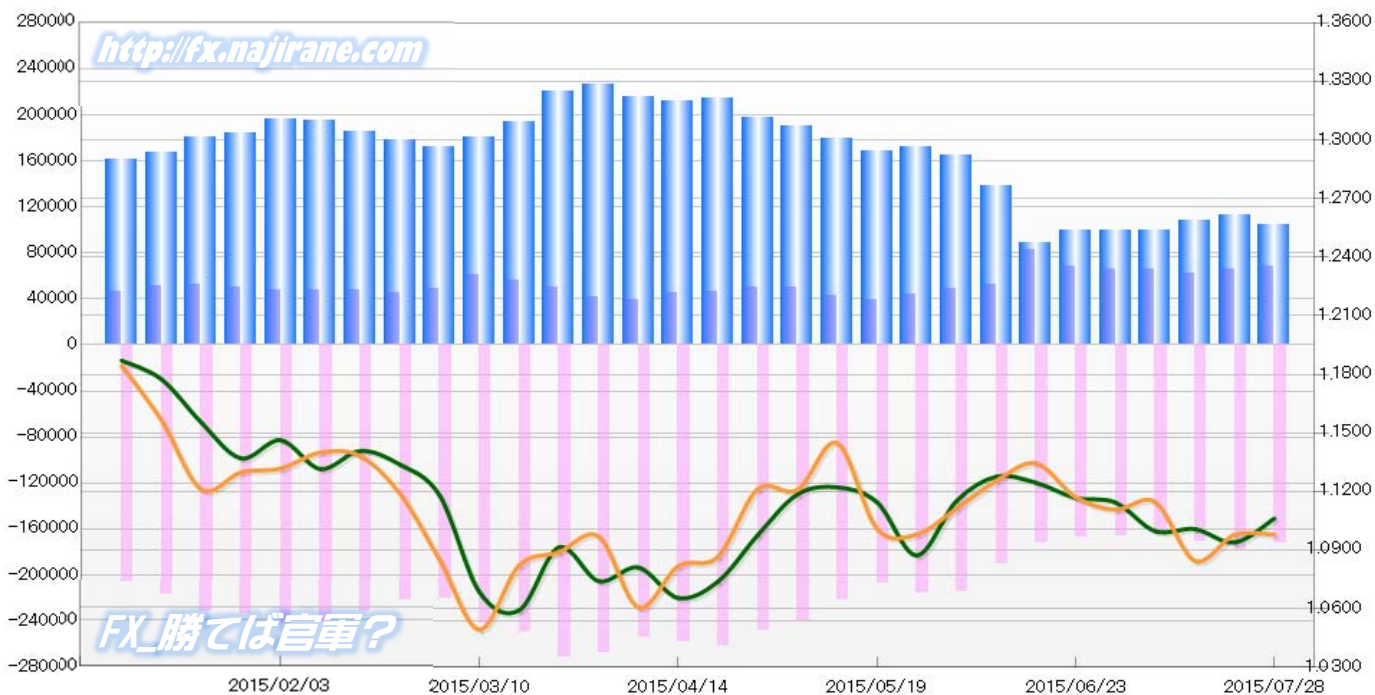


**EURO FX - CHICAGO MERCANTILE EXCHANGE** Code-099741  
**2015/02/03 ~ 2015/07/28** 2015/07/31 NYクローズ時公表値

Report_Date	Non Commercial Positions										火曜日 引け値	金曜日 引け値		
	Long	増減		Short	増減		売り越し	増減		売買計			増減	
2015/07/28	67842	2114	3.2%	171850	-6854	-3.8%	104008	-8968	-7.9%	239692	-4740	-1.9%	1.1062	1.0980
2015/07/21	65728	3052	4.9%	178704	8247	4.8%	112976	5195	4.8%	244432	11299	4.8%	1.0939	1.0978
2015/07/14	62676	-3485	-5.3%	170457	5030	3.0%	107781	8515	8.6%	233133	1545	0.7%	1.1008	1.0845
2015/07/07	66161	607	0.9%	165427	-162	-0.1%	99266	-769	-0.8%	231588	445	0.2%	1.0997	1.1146
2015/06/30	65554	-2313	-3.4%	165589	-1584	-0.9%	100035	729	0.7%	231143	-3897	-1.7%	1.1144	1.1107
2015/06/23	67867	-14847	-17.9%	167173	-4898	-2.8%	99306	9949	11.1%	235040	-19745	-7.7%	1.1167	1.1171
2015/06/16	82714	30071	57.1%	172071	-18546	-9.7%	89357	-48617	-35.2%	254785	11525	4.7%	1.1245	1.1345
2015/06/09	52643	3172	6.4%	190617	-24366	-11.3%	137974	-27538	-16.6%	243260	-21194	-8.0%	1.1276	1.1254
2015/06/02	49471	5250	11.9%	214983	-978	-0.5%	165512	-6228	-3.6%	264454	4272	1.6%	1.1151	1.1113
2015/05/26	44221	5463	14.1%	215961	8864	4.3%	171740	3401	2.0%	260182	14327	5.8%	1.0873	1.0980
2015/05/19	38758	-4575	-10.6%	207097	-15212	-6.8%	168339	-10637	-5.9%	245855	-19787	-7.4%	1.1146	1.1010
2015/05/12	43333	-6783	-13.5%	222309	-17934	-7.5%	178976	-11151	-5.9%	265642	-24717	-8.5%	1.1222	1.1448
2015/05/05	50116	-618	-1.2%	240243	-8257	-3.3%	190127	-7639	-3.9%	290359	-8875	-3.0%	1.1185	1.1208
2015/04/28	50734	3913	8.4%	248500	-12966	-5.0%	197766	-16879	-7.9%	299234	-9053	-2.9%	1.0976	1.1212
2015/04/21	46821	1557	3.4%	261466	3855	1.5%	214645	2298	1.1%	308287	5412	1.8%	1.0738	1.0866
2015/04/14	45264	5820	14.8%	257611	2909	1.1%	212347	-2911	-1.4%	302875	8729	3.0%	1.0655	1.0818
2015/04/07	39444	-2265	-5.4%	254702	-13567	-5.1%	215258	-11302	-5.0%	294146	-15832	-5.1%	1.0811	1.0606
2015/03/31	41709	-8439	-16.8%	268269	-2842	-1.0%	226560	5597	2.5%	309978	-11281	-3.5%	1.0741	1.0970
2015/03/24	50148	-6181	-11.0%	271111	21008	8.4%	220963	27189	14.0%	321259	14827	4.8%	1.0914	1.0889
2015/03/17	56329	-4942	-8.1%	250103	7759	3.2%	193774	12701	7.0%	306432	2817	0.9%	1.0592	1.0822
2015/03/10	61271	12804	26.4%	242344	21488	9.7%	181073	8684	5.0%	303615	34292	12.7%	1.0685	1.0493
2015/03/03	48467	2956	6.5%	220856	-2391	-1.1%	172389	-5347	-3.0%	269323	565	0.2%	1.1179	1.0849
2015/02/24	45511	-1664	-3.5%	223247	-9510	-4.1%	177736	-7846	-4.2%	268758	-11174	-4.0%	1.1338	1.1189
2015/02/17	47175	-42	-0.1%	232757	-9101	-3.8%	185582	-9059	-4.7%	279932	-9143	-3.2%	1.1408	1.1382
2015/02/10	47217	-502	-1.1%	241858	-2170	-0.9%	194641	-1668	-0.8%	289075	-2672	-0.9%	1.1315	1.1400
2015/02/03	47719			244028			196309			291747			1.1463	1.1318


**EURO FX - CHICAGO MERCANTILE EXCHANGE  
FUTURES ONLY POSITIONS**

— 金曜締め週終値 — 火曜締め週終値 — Short枚数 — Long枚数 — 売り越し枚数(マイナスの場合は買越しと読替え)



	2015/06/30			2015/07/07			2015/07/14			2015/07/21			2015/07/28		
	Long	Short	売り越し	Long	Short	売り越し	Long	Short	売り越し	Long	Short	売り越し	Long	Short	売り越し
JPY	45479	124301	78822	46070	109699	63629	49167	96538	47371	50899	113213	62314	46270	109808	63538
	前週比 枚数増減 (枚)			591	-14602	-15193	3097	-13161	-16258	1732	16675	14943	-4629	-3405	1224
	前週比 枚数増減 (%)			1.30%	-11.75%	-19.28%	6.72%	-12.00%	-25.55%	3.52%	17.27%	31.54%	-9.09%	-3.01%	1.96%
EUR	65554	165589	100035	66161	165427	99266	62676	170457	107781	65728	178704	112976	67842	171850	104008
	前週比 枚数増減 (枚)			607	-162	-769	-3485	5030	8515	3052	8247	5195	2114	-6854	-8968
	前週比 枚数増減 (%)			0.93%	-0.10%	-0.77%	-5.27%	3.04%	8.58%	4.87%	4.84%	4.82%	3.22%	-3.84%	-7.94%
GBP	53656	66415	12759	39583	62556	22973	32162	56361	24199	35141	56609	21468	43795	53583	9788
	前週比 枚数増減 (枚)			-14073	-3859	10214	-7421	-6195	1226	2979	248	-2731	8654	-3026	-11680
	前週比 枚数増減 (%)			-26.23%	-5.81%	80.05%	-18.75%	-9.90%	5.34%	9.26%	0.44%	-11.29%	24.63%	-5.35%	-54.41%
AUD	54909	66940	12031	55071	77268	22197	54936	88477	33541	52330	93180	40850	46555	97214	50659
	前週比 枚数増減 (枚)			162	10328	10166	-135	11209	11344	-2606	4703	7309	-5775	4034	9809
	前週比 枚数増減 (%)			0.30%	15.43%	84.50%	-0.25%	14.51%	51.11%	-4.74%	5.32%	21.79%	-11.04%	4.33%	24.01%
CAD	23105	46555	23450	35928	68196	32268	38177	78903	40726	41443	85011	43568	35195	91262	56067
	前週比 枚数増減 (枚)			12823	21641	8818	2249	10707	8458	3266	6108	2842	-6248	6251	12499
	前週比 枚数増減 (%)			55.50%	46.48%	37.60%	6.26%	15.70%	26.21%	8.55%	7.74%	6.98%	-15.08%	7.35%	28.69%
CHF	9559	2704	-6855	9225	3104	-6121	6498	3417	-3081	9881	6464	-3417	9761	9637	-124
	前週比 枚数増減 (枚)			-334	400	734	-2727	313	3040	3383	3047	-336	-120	3173	3293
	前週比 枚数増減 (%)			-3.49%	14.79%	10.71%	-29.56%	10.08%	-49.67%	52.06%	89.17%	10.91%	-1.21%	49.09%	-96.37%
NZD	16949	33015	16066	14679	33027	18348	13504	33158	19654	13200	29154	15954	13550	26315	12765
	前週比 枚数増減 (枚)			-2270	12	2282	-1175	131	1306	-304	-4004	-3700	350	-2839	-3189
	前週比 枚数増減 (%)			-13.39%	0.04%	14.20%	-8.00%	0.40%	7.12%	-2.25%	-12.08%	-18.83%	2.65%	-9.74%	-19.99%
MXN	36051	74810	38759	24067	96482	72415	19965	92683	72718	21371	102795	81424	21846	110689	88843
	前週比 枚数増減 (枚)			-11984	21672	33656	-4102	-3799	303	1406	10112	8706	475	7894	7419
	前週比 枚数増減 (%)			-33.24%	28.97%	86.83%	-17.04%	-3.94%	0.42%	7.04%	10.91%	11.97%	2.22%	7.68%	9.11%
Total All 8	305262	580329	275067	290784	615759	324975	277085	619994	342909	289993	665130	375137	284814	670358	385544
	前週比 枚数増減 (枚)			-14478	35430	49908	-13699	4235	17934	12908	45136	32228	-5179	5228	10407
	前週比 枚数増減 (%)			-4.74%	6.11%	18.14%	-4.71%	0.69%	5.52%	4.66%	7.28%	9.40%	-1.79%	0.79%	2.77%
Total 7 (MXN除く)	269211	505519	236308	266717	519277	252560	257120	527311	270191	268622	562335	293713	262968	559669	296701
	前週比 枚数増減 (枚)			-2494	13758	16252	-9597	8034	17631	11502	35024	23522	-5654	-2666	2988
	前週比 枚数増減 (%)			-0.9%	2.7%	6.9%	-3.6%	1.5%	7.0%	4.5%	6.6%	8.7%	-2.1%	-0.5%	1.0%

### 直近5週 CFTC IMM主要7通貨の構成

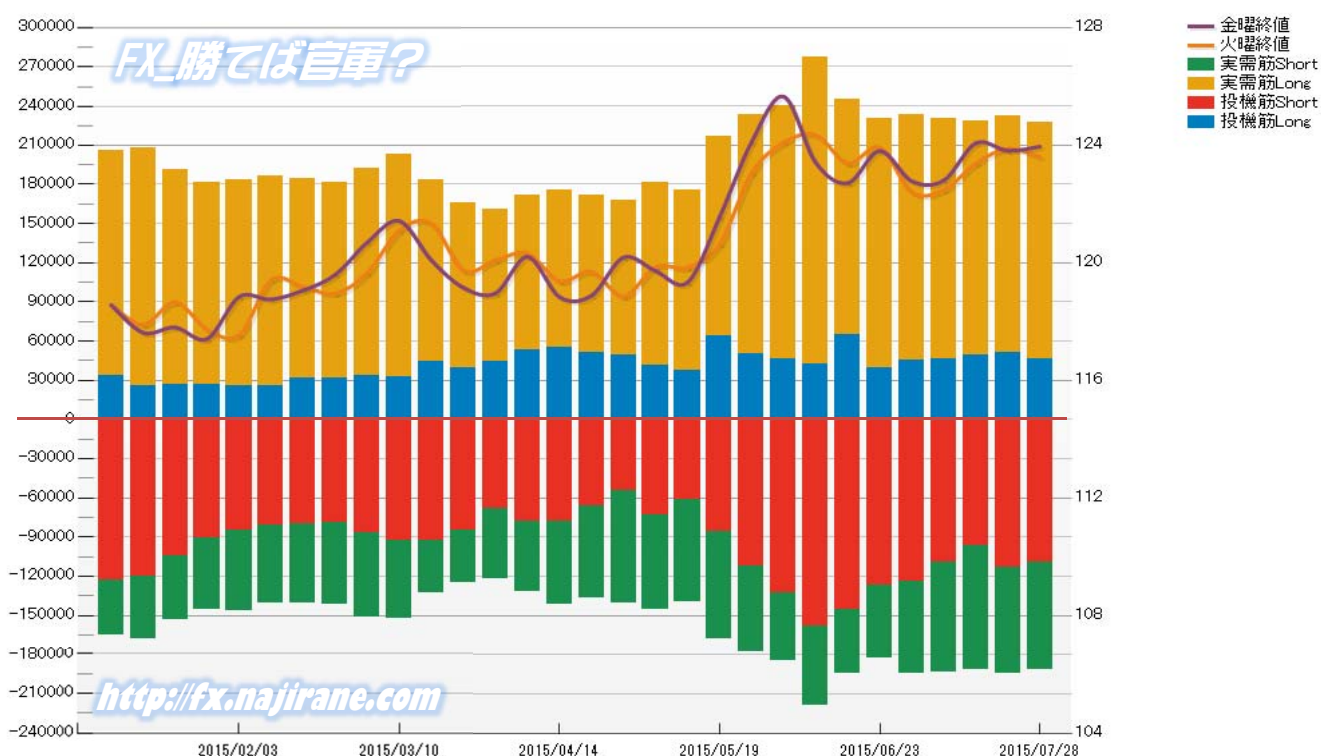


JAPANESE YEN - CHICAGO MERCANTILE EXCHANGE  
FUTURES ONLY POSITIONS

Code-097741  
2015/07/31 公表値

Date	投機筋集計				実需筋集計				投機筋+実需筋合計				ドル円終値	
	円買い	円売り	売り越し	売買計	円買い	円売り	売り越し	売買計	円買い	円売り	売り越し	売買計	火曜締め	金曜締め
2015/07/28	46270	109808	63538	156078	180620	81388	-99232	262008	226890	191196	-35694	418086	123.60	123.95
2015/07/21	50899	113213	62314	164112	181299	81664	-99635	262963	232198	194877	-37321	427075	123.88	123.81
2015/07/14	49167	96538	47371	145705	178906	95409	-83497	274315	228073	191947	-36126	420020	123.38	124.07
2015/07/07	46070	109699	63629	155769	184004	83539	-100465	267543	230074	193238	-36836	423312	122.47	122.80
2015/06/30	45479	124301	78822	169780	187745	70463	-117282	258208	233224	194764	-38460	427988	122.40	122.77
2015/06/23	39019	126736	87717	165755	190910	55586	-135324	246496	229929	182322	-47607	412251	123.92	123.80
2015/06/16	64760	145424	80664	210184	180102	49482	-130620	229584	244862	194906	-49956	439768	123.38	122.71
2015/06/09	42440	158726	116286	201166	234607	60130	-174477	294737	277047	218856	-58191	495903	124.34	123.40
2015/06/02	46681	132374	85693	179055	193122	52276	-140846	245398	239803	184650	-55153	424453	124.09	125.65
2015/05/26	50210	112434	62224	162644	183190	65232	-117958	248422	233400	177666	-55734	411066	123.05	124.11
2015/05/19	63398	85403	22005	148801	153519	82936	-70583	236455	216917	168339	-48578	385256	120.64	121.56
2015/05/12	37848	61441	23593	99289	137626	78612	-59014	216238	175474	140053	-35421	315527	119.84	119.33
2015/05/05	41852	73035	31183	114887	139448	72449	-66999	211897	181300	145484	-35816	326784	119.86	119.72
2015/04/28	48721	54214	5493	102935	118521	85966	-32555	204487	167242	140180	-27062	307422	118.85	120.18
2015/04/21	51520	65968	14448	117488	120368	70330	-50038	190698	171888	136298	-35590	308186	119.69	118.88
2015/04/14	54783	77853	23070	132636	121029	64194	-56835	185223	175812	142047	-33765	317859	119.37	118.83
2015/04/07	53320	77769	24449	131089	118118	54475	-63643	172593	171438	132244	-39194	303682	120.32	120.20
2015/03/31	44409	68333	23924	112742	116378	53965	-62413	170343	160787	122298	-38489	283085	120.08	118.96
2015/03/24	39156	85061	45905	124217	126021	40043	-85978	166064	165177	125104	-40073	290281	119.73	119.15
2015/03/17	44496	92550	48054	137046	138442	40731	-97711	179173	182938	133281	-49657	316219	121.33	120.08
2015/03/10	32898	92285	59387	125183	169840	59731	-110109	229571	202738	152016	-50722	354754	121.10	121.42
2015/03/03	33944	86465	52521	120409	158423	64993	-93430	223416	192367	151458	-40909	343825	119.65	120.69
2015/02/24	31611	79123	47512	110734	149980	62607	-87373	212587	181591	141730	-39861	323321	118.96	119.59
2015/02/17	31269	80360	49091	111629	152950	60096	-92854	213046	184219	140456	-43763	324675	119.18	119.06
2015/02/10	25884	81008	55124	106892	160293	59335	-100958	219628	186177	140343	-45834	326520	119.41	118.75
2015/02/03	25586	85157	59571	110743	157407	61268	-96139	218675	182993	146425	-36568	329418	117.54	118.84
2015/01/27	26526	91184	64658	117710	155145	54103	-101042	209248	181671	145287	-36384	326958	117.73	117.41
2015/01/20	26525	104411	77886	130936	164972	48783	-116189	213755	191497	153194	-38303	344691	118.66	117.80
2015/01/13	25872	120497	94625	146369	182073	47978	-134095	230051	207945	168475	-39470	376420	117.89	117.62
2015/01/06	33160	123243	90083	156403	172310	41593	-130717	213903	205470	164836	-40634	370306	118.58	118.56

JAPANESE YEN - CHICAGO MERCANTILE EXCHANGE  
FUTURES ONLY POSITIONS Code-097741

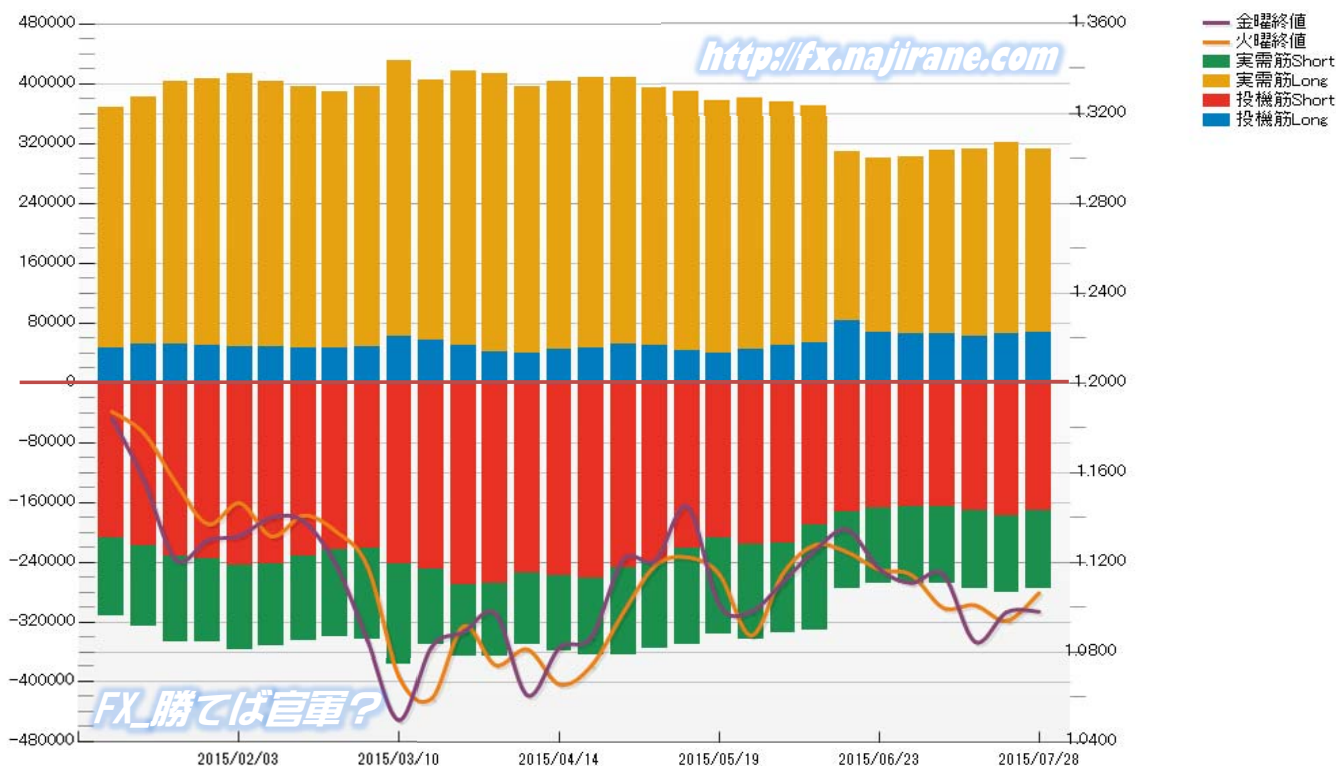


**EURO FX - CHICAGO MERCANTILE EXCHANGE  
FUTURES ONLY POSITIONS**

**Code-099741  
2015/07/31 公表値**

Date	投機筋集計				実需筋集計				投機筋+実需筋合計				ユーロドル終値	
	EUR買い	EUR売り	売り越し	売買計	EUR買い	EUR売り	売り越し	売買計	EUR買い	EUR売り	売り越し	売買計	火曜締め	金曜締め
2015/07/28	67842	171850	104008	239692	244469	103550	-140919	348019	312311	275400	-36911	587711	1.1062	1.0980
2015/07/21	65728	178704	112976	244432	254622	101507	-153115	356129	320350	280211	-40139	600561	1.0939	1.0978
2015/07/14	62676	170457	107781	233133	249129	105205	-143924	354334	311805	275662	-36143	587467	1.1008	1.0845
2015/07/07	66161	165427	99266	231588	245408	103930	-141478	349338	311569	269357	-42212	580926	1.0997	1.1146
2015/06/30	65554	165589	100035	231143	236963	102207	-134756	339170	302517	267796	-34721	570313	1.1144	1.1107
2015/06/23	67867	167173	99306	235040	233162	101253	-131909	334415	301029	268426	-32603	569455	1.1167	1.1171
2015/06/16	82714	172071	89357	254785	225812	102841	-122971	328653	308526	274912	-33614	583438	1.1245	1.1345
2015/06/09	52643	190617	137974	243260	316710	139995	-176715	456705	369353	330612	-38741	699965	1.1276	1.1254
2015/06/02	49471	214983	165512	264454	326452	119316	-207136	445768	375923	334299	-41624	710222	1.1151	1.1113
2015/05/26	44221	215961	171740	260182	336026	127583	-208443	463609	380247	343544	-36703	723791	1.0873	1.0980
2015/05/19	38758	207097	168339	245855	338273	129839	-208434	468112	377031	336936	-40095	713967	1.1146	1.1010
2015/05/12	43333	222309	178976	265642	345101	127933	-217168	473034	388434	350242	-38192	738676	1.1222	1.1448
2015/05/05	50116	240243	190127	290359	343981	116070	-227911	460051	394097	356313	-37784	750410	1.1185	1.1208
2015/04/28	50734	248500	197766	299234	356986	116294	-240692	473280	407720	364794	-42926	772514	1.0976	1.1212
2015/04/21	46821	261466	214645	308287	361058	102833	-258225	463891	407879	364299	-43580	772178	1.0738	1.0866
2015/04/14	45264	257611	212347	302875	358360	101060	-257300	459420	403624	358671	-44953	762295	1.0655	1.0818
2015/04/07	39444	254702	215258	294146	356228	96223	-260005	452451	395672	350925	-44747	746597	1.0811	1.0606
2015/03/31	41709	268269	226560	309978	372420	97951	-274469	470371	414129	366220	-47909	780349	1.0741	1.0970
2015/03/24	50148	271111	220963	321259	366788	94933	-271855	461721	416936	366044	-50892	782980	1.0914	1.0889
2015/03/17	56329	250103	193774	306432	348754	101065	-247689	449819	405083	351168	-53915	756251	1.0592	1.0822
2015/03/10	61271	242344	181073	303615	369650	136170	-233480	505820	430921	378514	-52407	809435	1.0685	1.0493
2015/03/03	48467	220856	172389	269323	347041	122394	-224647	469435	395508	343250	-52258	738758	1.1179	1.0849
2015/02/24	45511	223247	177736	268758	343315	116354	-226961	459669	388826	339601	-49225	728427	1.1338	1.1189
2015/02/17	47175	232757	185582	279932	349201	111559	-237642	460760	396376	344316	-52060	740692	1.1408	1.1382
2015/02/10	47217	241858	194641	289075	355674	110223	-245451	465897	402891	352081	-50810	754972	1.1315	1.1400
2015/02/03	47719	244028	196309	291747	366203	113239	-252964	479442	413922	357267	-56655	771189	1.1463	1.1318
2015/01/27	50489	235234	184745	285723	355311	111048	-244263	466359	405800	346282	-59518	752082	1.1370	1.1298
2015/01/20	52047	232777	180730	284824	350433	114236	-236197	464669	402480	347013	-55467	749493	1.1554	1.1211
2015/01/13	50858	218709	167851	269567	331934	106709	-225225	438643	382792	325418	-57374	708210	1.1775	1.1565
2015/01/06	46016	207056	161040	253072	322212	105617	-216595	427829	368228	312673	-55555	680901	1.1871	1.1843

**EURO FX - CHICAGO MERCANTILE EXCHANGE  
FUTURES ONLY POSITIONS Code-099741**



# CME Daily Volume

シカゴ・マーカントイル取引所 取扱高日次データ

FX\_勝てば官軍?

<http://fx.najirane.com>

EU Euro		取扱高			当日含む前5営業日計			参考レート	
Date	CALL	PUT	FUTURE	CALL	PUT	FUTURE	Open	Close	
2015/7/30 (木)	14106	16746	220229	62586	68184	970489	1.0978	1.0932	
2015/7/29 (水)	13181	19011	208674	62674	67082	991856	1.1062	1.0978	
2015/7/28 (火)	9225	8067	154566	60928	60617	962292	1.1092	1.1062	
2015/7/27 (月)	19682	16922	221659	66020	64888	1027253	1.0977	1.1092	
2015/7/24 (金)	6392	7438	165361	59980	55852	939340	1.0983	1.0978	
2015/7/23 (木)	14194	15644	241596	69330	62824	923758	1.0929	1.0983	
2015/7/22 (水)	11435	12546	179110	67404	62206	910090	1.0937	1.0929	
2015/7/21 (火)	14317	12338	219527	67989	65452	921350	1.0822	1.0939	
2015/7/20 (月)	13642	7886	133746	60799	59123	894634	1.0832	1.0822	
2015/7/17 (金)	15742	14410	149779	60694	62468	1014581	1.0876	1.0845	

AUS Dollar		取扱高			当日含む前5営業日計			参考レート	
Date	CALL	PUT	FUTURE	CALL	PUT	FUTURE	Open	Close	
2015/7/30 (木)	1882	1765	82625	11356	27326	423533	0.7291	0.7291	
2015/7/29 (水)	1745	1974	78508	11407	26652	409502	0.7342	0.7290	
2015/7/28 (火)	1934	16304	91284	11429	26335	419178	0.7267	0.7342	
2015/7/27 (月)	1566	3335	77118	11705	12319	410527	0.7274	0.7267	
2015/7/24 (金)	4229	3948	93998	11231	10589	400589	0.7353	0.7287	
2015/7/23 (木)	1933	1091	68594	8314	8152	353586	0.7383	0.7353	
2015/7/22 (水)	1767	1657	88184	8697	8414	353656	0.7422	0.7383	
2015/7/21 (火)	2210	2288	82633	8680	7821	363208	0.7369	0.7422	
2015/7/20 (月)	1092	1605	67180	7521	6952	348513	0.7374	0.7369	
2015/7/17 (金)	1312	1511	46995	7304	6284	361901	0.7406	0.7382	

CHE Franc		取扱高			当日含む前5営業日計			参考レート	
Date	CALL	PUT	FUTURE	CALL	PUT	FUTURE	Open	Close	
2015/7/30 (木)	268	276	15150	955	1017	84352	1.0333	1.0317	
2015/7/29 (水)	51	482	16319	751	814	86889	1.0389	1.0333	
2015/7/28 (火)	544	74	16156	1090	365	82470	1.0393	1.0389	
2015/7/27 (月)	65	147	20977	786	378	79841	1.0385	1.0393	
2015/7/24 (金)	27	38	15750	860	326	72697	1.0419	1.0393	
2015/7/23 (木)	64	73	17687	1463	301	67697	1.0419	1.0419	
2015/7/22 (水)	390	33	11900	1562	348	62845	1.0432	1.0420	
2015/7/21 (火)	240	87	13527	1239	350	66953	1.0370	1.0433	
2015/7/20 (月)	139	95	13833	1024	265	70563	1.0397	1.0370	
2015/7/17 (金)	630	13	10750	944	195	73738	1.0443	1.0409	

JPN Yen		取扱高			当日含む前5営業日計			参考レート	
Date	CALL	PUT	FUTURE	CALL	PUT	FUTURE	Open	Close	
2015/7/30 (木)	5433	17153	114203	17674	29791	456186	123.99	124.21	
2015/7/29 (水)	2504	3060	76618	15304	14988	419647	123.60	123.98	
2015/7/28 (火)	1624	1016	85223	15207	14941	417157	123.25	123.60	
2015/7/27 (月)	5565	4322	112969	17025	17717	409988	123.74	123.25	
2015/7/24 (金)	2548	4240	67173	13642	16015	347798	123.92	123.81	
2015/7/23 (木)	3063	2350	77664	14054	15348	335149	123.94	123.93	
2015/7/22 (水)	2407	3013	74128	14508	15929	331719	123.88	123.94	
2015/7/21 (火)	3442	3792	78054	14262	16200	344881	124.31	123.88	
2015/7/20 (月)	2182	2620	50779	12824	14112	349267	124.14	124.31	
2015/7/17 (金)	2960	3573	54524	14218	13487	412546	124.14	124.07	

CAN Dollar		取扱高			当日含む前5営業日計			参考レート	
Date	CALL	PUT	FUTURE	CALL	PUT	FUTURE	Open	Close	
2015/7/30 (木)	2939	2340	54322	13054	8561	289544	0.7720	0.7692	
2015/7/29 (水)	1913	1612	62769	12163	7817	294227	0.7735	0.7720	
2015/7/28 (火)	3013	1968	61297	15011	8312	287895	0.7670	0.7735	
2015/7/27 (月)	2142	492	54856	14792	7861	281292	0.7666	0.7671	
2015/7/24 (金)	3047	2149	56300	16485	9630	272581	0.7669	0.7671	
2015/7/23 (木)	2048	1596	59005	16629	9720	263163	0.7675	0.7668	
2015/7/22 (水)	4761	2107	56437	16609	11350	257811	0.7724	0.7674	
2015/7/21 (火)	2794	1517	54694	14522	11326	301515	0.7693	0.7723	
2015/7/20 (月)	3835	2261	46145	12665	10717	304747	0.7702	0.7693	
2015/7/17 (金)	3191	2239	46882	9910	9232	321699	0.7717	0.7700	

NZL Dollar		取扱高			当日含む前5営業日計			参考レート	
Date	CALL	PUT	FUTURE	CALL	PUT	FUTURE	Open	Close	
2015/7/30 (木)	0	0	20563	0	0	97482	0.6646	0.6609	
2015/7/29 (水)	0	0	20311	0	0	99025	0.6715	0.6645	
2015/7/28 (火)	0	0	14259	0	0	96951	0.6603	0.6715	
2015/7/27 (月)	0	0	18712	0	0	96061	0.6573	0.6603	
2015/7/24 (金)	0	0	25180	0	0	107160	0.6601	0.6573	
2015/7/23 (木)	0	0	18489	0	0	102489	0.6637	0.6601	
2015/7/22 (水)	0	0	19421	0	0	101398	0.6626	0.6637	
2015/7/21 (火)	0	0	25358	0	0	107822	0.6560	0.6623	
2015/7/20 (月)	0	0	14041	0	0	105509	0.6520	0.6560	
2015/7/17 (金)	0	0	24089	0	0	94085	0.6512	0.6528	

MEX Peso		取扱高			当日含む前5営業日計			参考レート	
Date	CALL	PUT	FUTURE	CALL	PUT	FUTURE	Open	Close	
2015/7/30 (木)	117	200	49118	277	381	169018	6.1288	6.1455	
2015/7/29 (水)	100	120	26272	160	215	152460	6.1538	6.1503	
2015/7/28 (火)	0	1	33575	103	253	158201	6.1537	6.1384	
2015/7/27 (月)	0	0	28686	103	252	145416	6.1567	6.1347	
2015/7/24 (金)	60	60	31367	113	388	141071	6.1589	6.1472	
2015/7/23 (木)	0	34	32560	53	388	138036	6.2229	6.1758	
2015/7/22 (水)	43	158	32013	53	354	130391	6.2435	6.2027	
2015/7/21 (火)	0	0	20790	10	221	190867	6.2532	6.2522	
2015/7/20 (月)	10	136	24341	15	229	193548	6.2755	6.2397	
2015/7/17 (金)	0	60	28332	5	175	228157	6.3259	6.2867	