

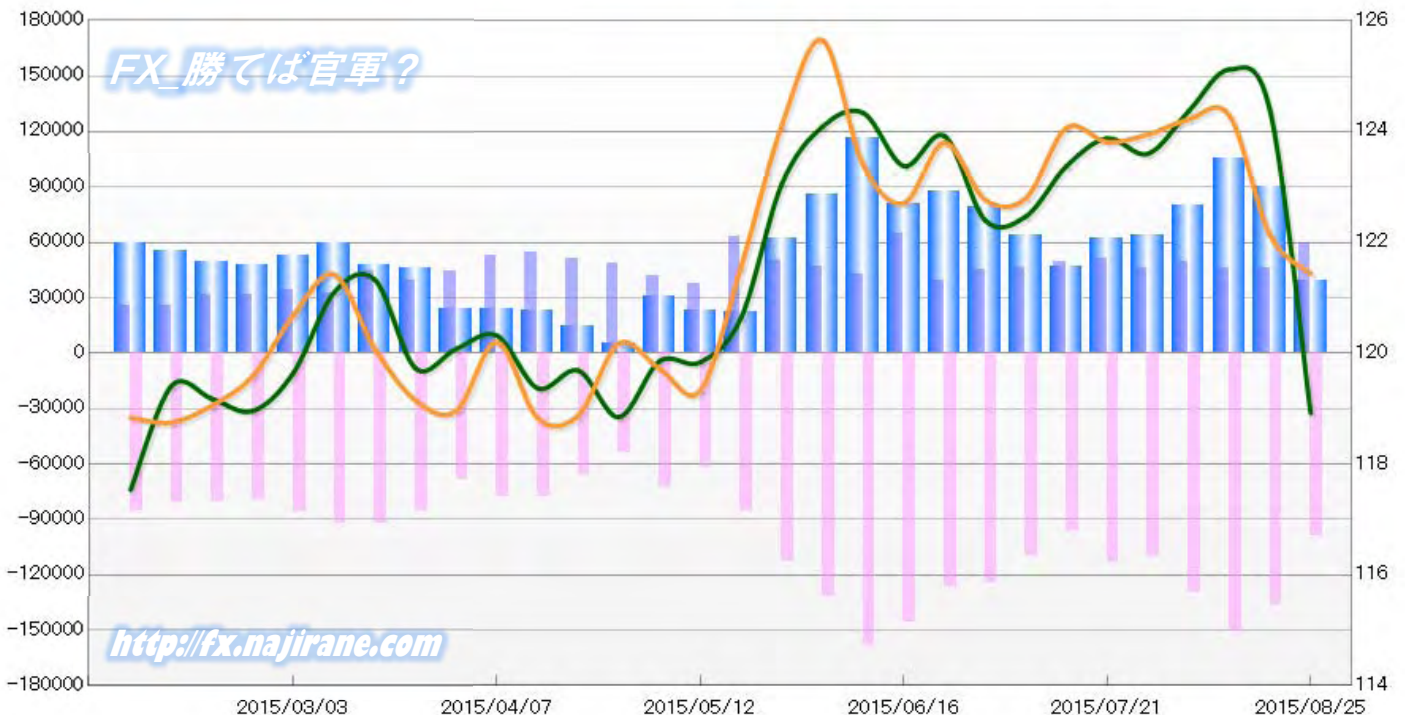
**JAPANESE YEN - CHICAGO MERCANTILE EXCHANGE**  
**2015/03/03 ~ 2015/08/25**

Code-097741  
**2015/08/28 NYクローズ時公表値**

Report_Date	Non Commercial Positions												火曜日 引け値	金曜日 引け値
	Long	増減	増減(%)	Short	増減	増減(%)	売り越し	増減	増減(%)	売買計	増減	増減(%)		
2015/08/25	59922	13987	30.4%	98981	-37084	-27.3%	39059	-51071	-56.7%	158903	-23097	-12.7%	118.92	121.44
2015/08/18	45935	167	0.4%	136065	-14929	-9.9%	90130	-15096	-14.3%	182000	-14762	-7.5%	124.38	122.13
2015/08/11	45768	-4138	-8.3%	150994	21372	16.5%	105226	25510	32.0%	196762	17234	9.6%	125.12	124.29
2015/08/04	49906	3636	7.9%	129622	19814	18.0%	79716	16178	25.5%	179528	23450	15.0%	124.37	124.22
2015/07/28	46270	-4629	-9.1%	109808	-3405	-3.0%	63538	1224	2.0%	156078	-8034	-4.9%	123.60	123.95
2015/07/21	50899	1732	3.5%	113213	16675	17.3%	62314	14943	31.5%	164112	18407	12.6%	123.88	123.81
2015/07/14	49167	3097	6.7%	96538	-13161	-12.0%	47371	-16258	-25.6%	145705	-10064	-6.5%	123.38	124.07
2015/07/07	46070	591	1.3%	109699	-14602	-11.7%	63629	-15193	-19.3%	155769	-14011	-8.3%	122.47	122.80
2015/06/30	45479	6460	16.6%	124301	-2435	-1.9%	78822	-8895	-10.1%	169780	4025	2.4%	122.40	122.77
2015/06/23	39019	-25741	-39.7%	126736	-18688	-12.9%	87717	7053	8.7%	165755	-44429	-21.1%	123.92	123.80
2015/06/16	64760	22320	52.6%	145424	-13302	-8.4%	80664	-35622	-30.6%	210184	9018	4.5%	123.38	122.71
2015/06/09	42440	-4241	-9.1%	158726	26352	19.9%	116286	30593	35.7%	201166	22111	12.3%	124.34	123.40
2015/06/02	46681	-3529	-7.0%	132374	19940	17.7%	85693	23469	37.7%	179055	16411	10.1%	124.09	125.65
2015/05/26	50210	-13188	-20.8%	112434	27031	31.7%	62224	40219	182.8%	162644	13843	9.3%	123.05	124.11
2015/05/19	63398	25550	67.5%	85403	23962	39.0%	22005	-1588	-6.7%	148801	49512	49.9%	120.64	121.56
2015/05/12	37848	-4004	-9.6%	61441	-11594	-15.9%	23593	-7590	-24.3%	99289	-15598	-13.6%	119.84	119.33
2015/05/05	41852	-6869	-14.1%	73035	18821	34.7%	31183	25690	467.7%	114887	11952	11.6%	119.86	119.72
2015/04/28	48721	-2799	-5.4%	54214	-11754	-17.8%	5493	-8955	-62.0%	102935	-14553	-12.4%	118.85	120.18
2015/04/21	51520	-3263	-6.0%	65968	-11885	-15.3%	14448	-8622	-37.4%	117488	-15148	-11.4%	119.69	118.88
2015/04/14	54783	1463	2.7%	77853	84	0.1%	23070	-1379	-5.6%	132636	1547	1.2%	119.37	118.83
2015/04/07	53320	8911	20.1%	77769	9436	13.8%	24449	525	2.2%	131089	18347	16.3%	120.32	120.20
2015/03/31	44409	5253	13.4%	68333	-16728	-19.7%	23924	-21981	-47.9%	112742	-11475	-9.2%	120.08	118.96
2015/03/24	39156	-5340	-12.0%	85061	-7489	-8.1%	45905	-2149	-4.5%	124217	-12829	-9.4%	119.73	119.15
2015/03/17	44496	11598	35.3%	92550	265	0.3%	48054	-11333	-19.1%	137046	11863	9.5%	121.33	120.08
2015/03/10	32898	-1046	-3.1%	92285	5820	6.7%	59387	6866	13.1%	125183	4774	4.0%	121.10	121.42
2015/03/03	33944			86465			52521			120409			119.65	120.69

**JAPANESE YEN - CHICAGO MERCANTILE EXCHANGE**  
**FUTURES ONLY POSITIONS**

— 金曜終値 — 火曜終値 — Short枚数 — Long枚数 — 売り越し枚数(マイナスの場合は買越しと読替え)



**EURO FX - CHICAGO MERCANTILE EXCHANGE**  
**2015/03/03 ~ 2015/08/25**

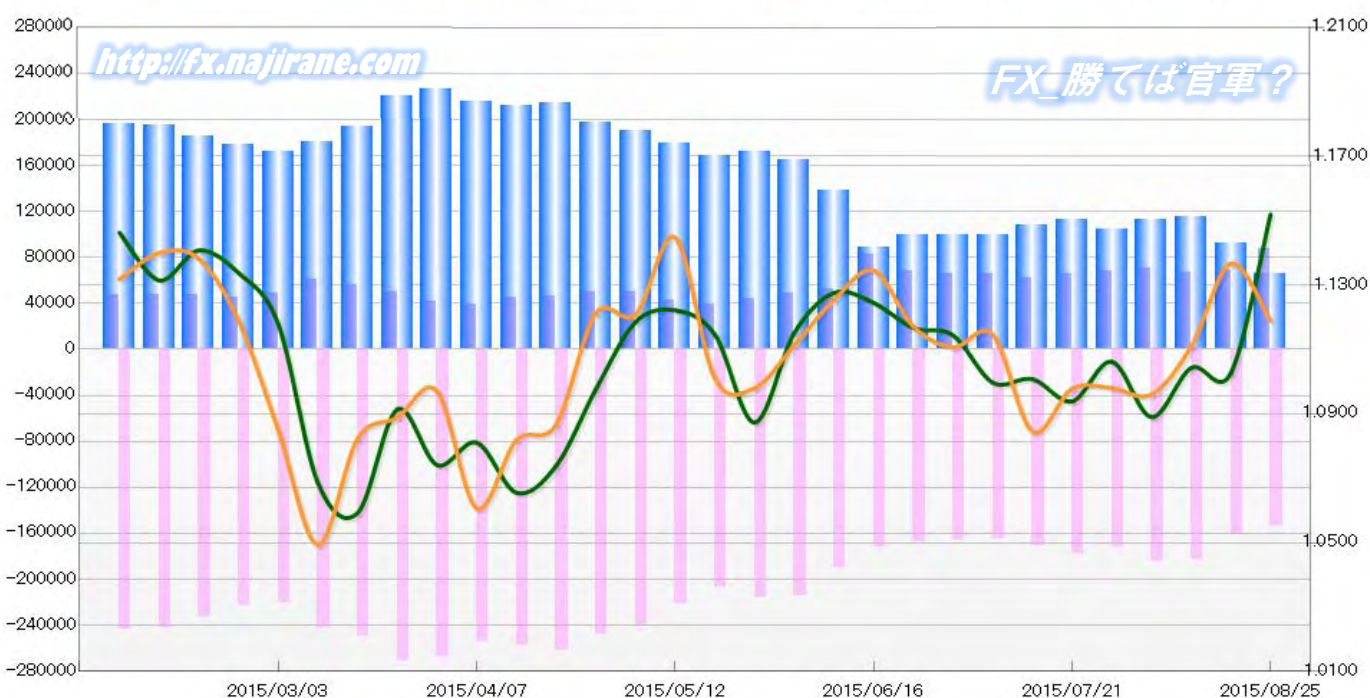
Code-099741

2015/08/28 NYクローズ時公表値

Report_Date	Non Commercial Positions										火曜日 引け値	金曜日 引け値		
	Long	増減		Short	増減		売り越し	増減		売買計			増減	
2015/08/25	87807	19334	28.2%	153885	-7320	-4.5%	66078	-26654	-28.7%	241692	12014	5.2%	1.1520	1.1188
2015/08/18	68473	1100	1.6%	161205	-21378	-11.7%	92732	-22478	-19.5%	229678	-20278	-8.1%	1.1027	1.1367
2015/08/11	67373	-3247	-4.6%	182583	-1431	-0.8%	115210	1816	1.6%	249956	-4678	-1.8%	1.1043	1.1109
2015/08/04	70620	2778	4.1%	184014	12164	7.1%	113394	9386	9.0%	254634	14942	6.2%	1.0890	1.0960
2015/07/28	67842	2114	3.2%	171850	-6854	-3.8%	104008	-8968	-7.9%	239692	-4740	-1.9%	1.1062	1.0980
2015/07/21	65728	3052	4.9%	178704	8247	4.8%	112976	5195	4.8%	244432	11299	4.8%	1.0939	1.0978
2015/07/14	62676	-3485	-5.3%	170457	5030	3.0%	107781	8515	8.6%	233133	1545	0.7%	1.1008	1.0845
2015/07/07	66161	607	0.9%	165427	-162	-0.1%	99266	-769	-0.8%	231588	445	0.2%	1.0997	1.1146
2015/06/30	65554	-2313	-3.4%	165589	-1584	-0.9%	100035	729	0.7%	231143	-3897	-1.7%	1.1144	1.1107
2015/06/23	67867	-14847	-17.9%	167173	-4898	-2.8%	99306	9949	11.1%	235040	-19745	-7.7%	1.1167	1.1171
2015/06/16	82714	30071	57.1%	172071	-18546	-9.7%	89357	-48617	-35.2%	254785	11525	4.7%	1.1245	1.1345
2015/06/09	52643	3172	6.4%	190617	-24366	-11.3%	137974	-27538	-16.6%	243260	-21194	-8.0%	1.1276	1.1254
2015/06/02	49471	5250	11.9%	214983	-978	-0.5%	165512	-6228	-3.6%	264454	4272	1.6%	1.1151	1.1113
2015/05/26	44221	5463	14.1%	215961	8864	4.3%	171740	3401	2.0%	260182	14327	5.8%	1.0873	1.0980
2015/05/19	38758	-4575	-10.6%	207097	-15212	-6.8%	168339	-10637	-5.9%	245855	-19787	-7.4%	1.1146	1.1010
2015/05/12	43333	-6783	-13.5%	222309	-17934	-7.5%	178976	-11151	-5.9%	265642	-24717	-8.5%	1.1222	1.1448
2015/05/05	50116	-618	-1.2%	240243	-8257	-3.3%	190127	-7639	-3.9%	290359	-8875	-3.0%	1.1185	1.1208
2015/04/28	50734	3913	8.4%	248500	-12966	-5.0%	197766	-16879	-7.9%	299234	-9053	-2.9%	1.0976	1.1212
2015/04/21	46821	1557	3.4%	261466	3855	1.5%	214645	2298	1.1%	308287	5412	1.8%	1.0738	1.0866
2015/04/14	45264	5820	14.8%	257611	2909	1.1%	212347	-2911	-1.4%	302875	8729	3.0%	1.0655	1.0818
2015/04/07	39444	-2265	-5.4%	254702	-13567	-5.1%	215258	-11302	-5.0%	294146	-15832	-5.1%	1.0811	1.0606
2015/03/31	41709	-8439	-16.8%	268269	-2842	-1.0%	226560	5597	2.5%	309978	-11281	-3.5%	1.0741	1.0970
2015/03/24	50148	-6181	-11.0%	271111	21008	8.4%	220963	27189	14.0%	321259	14827	4.8%	1.0914	1.0889
2015/03/17	56329	-4942	-8.1%	250103	7759	3.2%	193774	12701	7.0%	306432	2817	0.9%	1.0592	1.0822
2015/03/10	61271	12804	26.4%	242344	21488	9.7%	181073	8684	5.0%	303615	34292	12.7%	1.0685	1.0493
2015/03/03	48467			220856			172389			269323			1.1179	1.0849

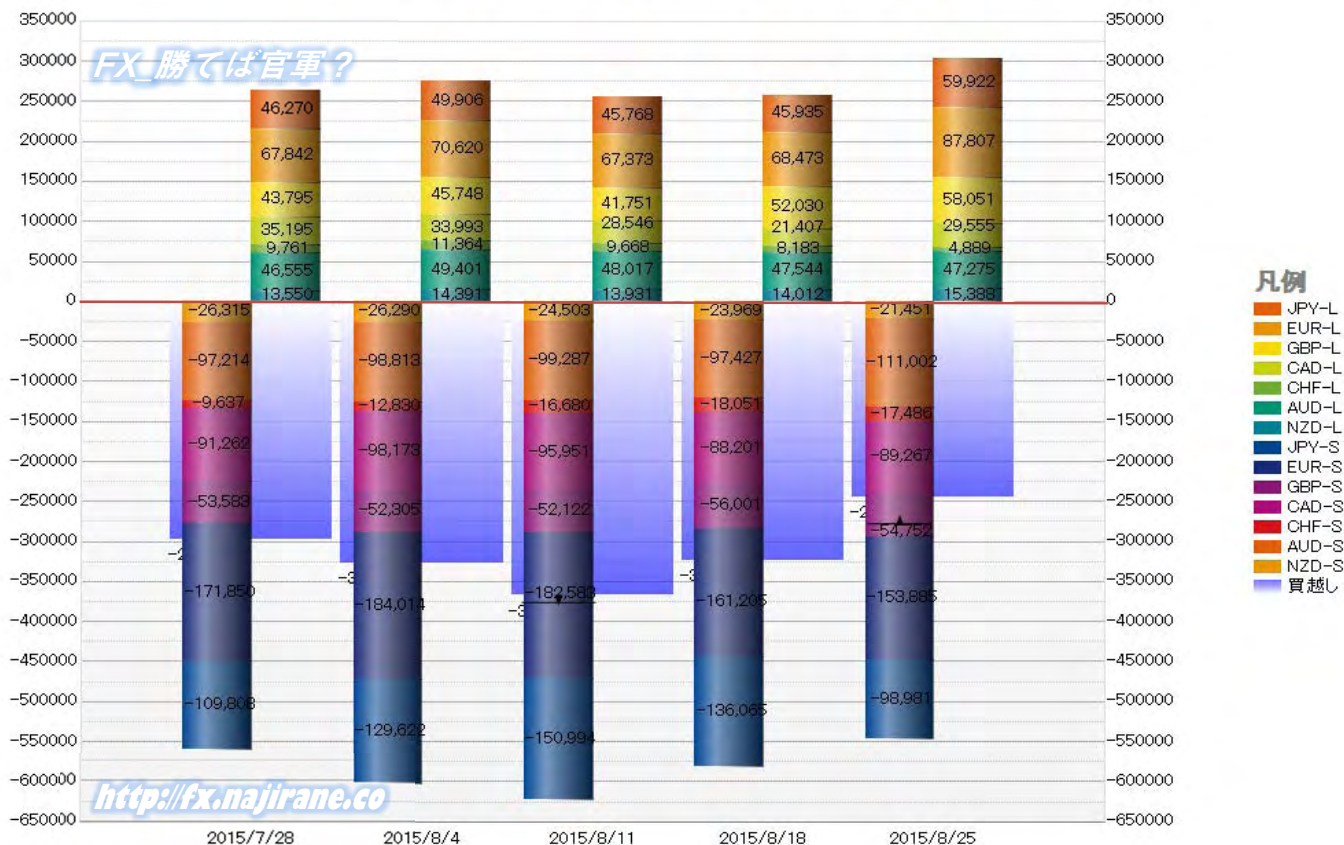
**EURO FX - CHICAGO MERCANTILE EXCHANGE**  
**FUTURES ONLY POSITIONS**

— 金曜締め週終値 — 火曜締め週終値 — Short枚数 — Long枚数 — 売り越し枚数(マイナスの場合は買越しと読替え)



	2015/07/28			2015/08/04			2015/08/11			2015/08/18			2015/08/25		
	Long	Short	売り越し	Long	Short	売り越し	Long	Short	売り越し	Long	Short	売り越し	Long	Short	売り越し
JPY	46270	109808	63538	49906	129622	79716	45768	150994	105226	45935	136065	90130	59922	98981	39059
	前週比 枚数増減 (枚)			3636	19814	16178	-4138	21372	25510	167	-14929	-15096	13987	-37084	-51071
	前週比 枚数増減 (%)			7.86%	18.04%	25.46%	-8.29%	16.49%	32.00%	0.36%	-9.89%	-14.35%	30.45%	-27.25%	-56.66%
EUR	67842	171850	104008	70620	184014	113394	67373	182583	115210	68473	161205	92732	87807	153885	66078
	前週比 枚数増減 (枚)			2778	12164	9386	-3247	-1431	1816	1100	-21378	-22478	19334	-7320	-26654
	前週比 枚数増減 (%)			4.09%	7.08%	9.02%	-4.60%	-0.78%	1.60%	1.63%	-11.71%	-19.51%	28.24%	-4.54%	-28.74%
GBP	43795	53583	9788	45748	52305	6557	41751	52122	10371	52030	56001	3971	58051	54752	-3299
	前週比 枚数増減 (枚)			1953	-1278	-3231	-3997	-183	3814	10279	3879	-6400	6021	-1249	-7270
	前週比 枚数増減 (%)			4.46%	-2.39%	-33.01%	-8.74%	-0.35%	58.17%	24.62%	7.44%	-61.71%	11.57%	-2.23%	-183.08%
AUD	46555	97214	50659	49401	98813	49412	48017	99287	51270	47544	97427	49883	47275	111002	63727
	前週比 枚数増減 (枚)			2846	1599	-1247	-1384	474	1858	-473	-1860	-1387	-269	13575	13844
	前週比 枚数増減 (%)			6.11%	1.64%	-2.46%	-2.80%	0.48%	3.76%	-0.99%	-1.87%	-2.71%	-0.57%	13.93%	27.75%
CAD	35195	91262	56067	33993	98173	64180	28546	95951	67405	21407	88201	66794	29555	89267	59712
	前週比 枚数増減 (枚)			-1202	6911	8113	-5447	-2222	3225	-7139	-7750	-611	8148	1066	-7082
	前週比 枚数増減 (%)			-3.42%	7.57%	14.47%	-16.02%	-2.26%	5.02%	-25.01%	-8.08%	-0.91%	38.06%	1.21%	-10.60%
CHF	9761	9637	-124	11364	12830	1466	9668	16680	7012	8183	18051	9868	4889	17486	12597
	前週比 枚数増減 (枚)			1603	3193	1590	-1696	3850	5546	-1485	1371	2856	-3294	-565	2729
	前週比 枚数増減 (%)			16.42%	33.13%	-1282.26%	-14.92%	30.01%	378.31%	-15.36%	8.22%	40.73%	-40.25%	-3.13%	27.66%
NZD	13550	26315	12765	14391	26290	11899	13931	24503	10572	14012	23969	9957	15388	21451	6063
	前週比 枚数増減 (枚)			841	-25	-866	-460	-1787	-1327	81	-534	-615	1376	-2518	-3894
	前週比 枚数増減 (%)			6.21%	-0.10%	-6.78%	-3.20%	-6.80%	-11.15%	0.58%	-2.18%	-5.82%	9.82%	-10.51%	-39.11%
MXN	21846	110689	88843	22590	104638	82048	18163	88732	70569	24629	85056	60427	20401	103454	83053
	前週比 枚数増減 (枚)			744	-6051	-6795	-4427	-15906	-11479	6466	-3676	-10142	-4228	18398	22626
	前週比 枚数増減 (%)			3.41%	-5.47%	-7.65%	-19.60%	-15.20%	-13.99%	35.60%	-4.14%	-14.37%	-17.17%	21.63%	37.44%
Total All 8	284814	670358	385544	298013	706685	408672	273217	710852	437635	282213	665975	383762	323288	650278	326990
	前週比 枚数増減 (枚)			13199	36327	23128	-24796	4167	28963	8996	-44877	-53873	41075	-15697	-56772
	前週比 枚数増減 (%)			4.63%	5.42%	6.00%	-8.32%	0.59%	7.09%	3.29%	-6.31%	-12.31%	14.55%	-2.36%	-14.79%
Total 7 (MXN除く)	262968	559669	296701	275423	602047	326624	255054	622120	367066	257584	580919	323335	302887	546824	243937
	前週比 枚数増減 (枚)			12455	42378	29923	-20369	20073	40442	2530	-41201	-43731	45303	-34095	-79398
	前週比 枚数増減 (%)			4.7%	7.6%	10.1%	-7.4%	3.3%	12.4%	1.0%	-6.6%	-11.9%	17.6%	-5.9%	-24.6%

### 直近5週 CFTC IMM主要7通貨の構成

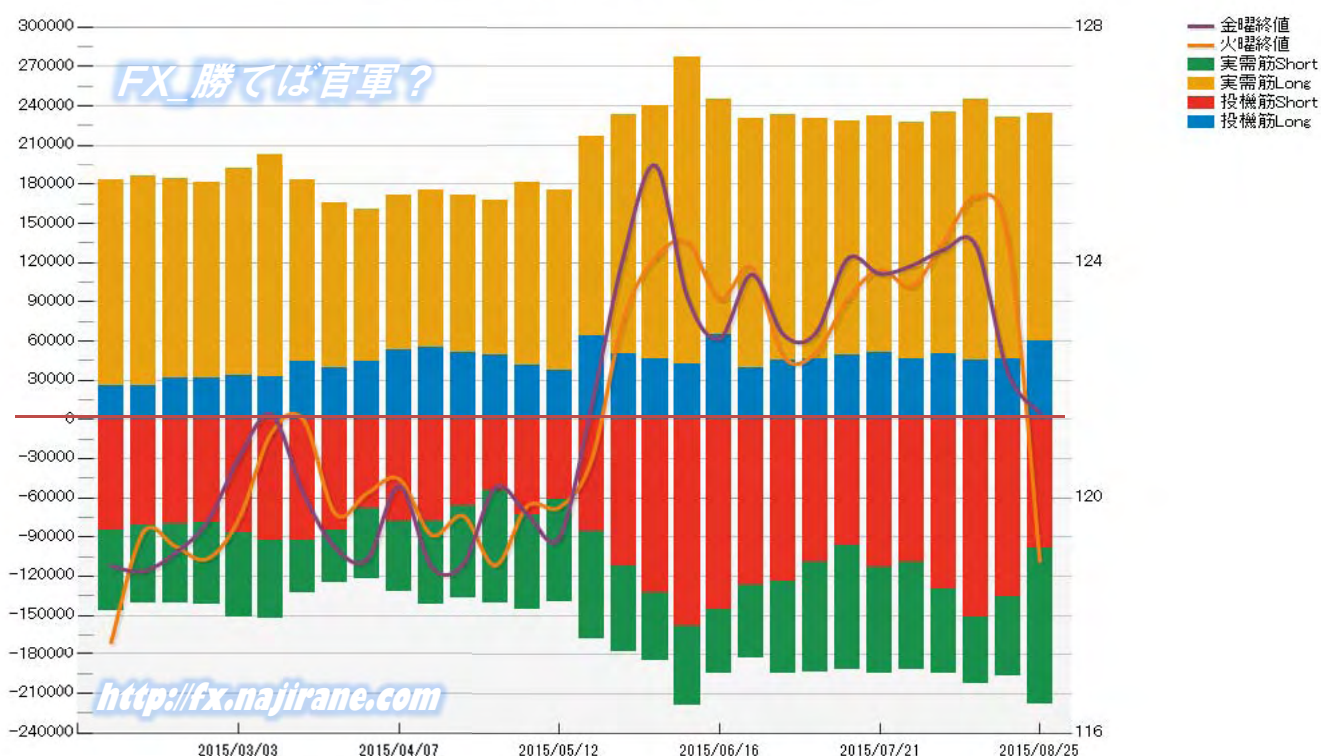


**JAPANESE YEN - CHICAGO MERCANTILE EXCHANGE  
FUTURES ONLY POSITIONS**

**Code-097741  
2015/08/28 公表値**

Date	投機筋集計				実需筋集計				投機筋+実需筋合計				ドル円終値	
	円買い	円売り	売り越し	売買計	円買い	円売り	売り越し	売買計	円買い	円売り	売り越し	売買計	火曜締め	金曜締め
2015/08/25	59922	98981	39059	158903	173759	119045	-54714	292804	233681	218026	-15655	451707	118.92	121.44
2015/08/18	45935	136065	90130	182000	185657	60438	-125219	246095	231592	196503	-35089	428095	124.38	122.13
2015/08/11	45768	150994	105226	196762	199520	51445	-148075	250965	245288	202439	-42849	447727	125.12	124.29
2015/08/04	49906	129622	79716	179528	185079	65098	-119981	250177	234985	194720	-40265	429705	124.37	124.22
2015/07/28	46270	109808	63538	156078	180620	81388	-99232	262008	226890	191196	-35694	418086	123.60	123.95
2015/07/21	50899	113213	62314	164112	181299	81664	-99635	262963	232198	194877	-37321	427075	123.88	123.81
2015/07/14	49167	96538	47371	145705	178906	95409	-83497	274315	228073	191947	-36126	420020	123.38	124.07
2015/07/07	46070	109699	63629	155769	184004	83539	-100465	267543	230074	193238	-36836	423312	122.47	122.80
2015/06/30	45479	124301	78822	169780	187745	70463	-117282	258208	233224	194764	-38460	427988	122.40	122.77
2015/06/23	39019	126736	87717	165755	190910	55586	-135324	246496	229929	182322	-47607	412251	123.92	123.80
2015/06/16	64760	145424	80664	210184	180102	49482	-130620	229584	244862	194906	-49956	439768	123.38	122.71
2015/06/09	42440	158726	116286	201166	234607	60130	-174477	294737	277047	218856	-58191	495903	124.34	123.40
2015/06/02	46681	132374	85693	179055	193122	52276	-140846	245398	239803	184650	-55153	424453	124.09	125.65
2015/05/26	50210	112434	62224	162644	183190	65232	-117958	248422	233400	177666	-55734	411066	123.05	124.11
2015/05/19	63398	85403	22005	148801	153519	82936	-70583	236455	216917	168339	-48578	385256	120.64	121.56
2015/05/12	37848	61441	23593	99289	137626	78612	-59014	216238	175474	140053	-35421	315527	119.84	119.33
2015/05/05	41852	73035	31183	114887	139448	72449	-66999	211897	181300	145484	-35816	326784	119.86	119.72
2015/04/28	48721	54214	5493	102935	118521	85966	-32555	204487	167242	140180	-27062	307422	118.85	120.18
2015/04/21	51520	65968	14448	117488	120368	70330	-50038	190698	171888	136298	-35590	308186	119.69	118.88
2015/04/14	54783	77853	23070	132636	121029	64194	-56835	185223	175812	142047	-33765	317859	119.37	118.83
2015/04/07	53320	77769	24449	131089	118118	54475	-63643	172593	171438	132244	-39194	303682	120.32	120.20
2015/03/31	44409	68333	23924	112742	116378	53965	-62413	170343	160787	122298	-38489	283085	120.08	118.96
2015/03/24	39156	85061	45905	124217	126021	40043	-85978	166064	165177	125104	-40073	290281	119.73	119.15
2015/03/17	44496	92550	48054	137046	138442	40731	-97711	179173	182938	133281	-49657	316219	121.33	120.08
2015/03/10	32898	92285	59387	125183	169840	59731	-110109	229571	202738	152016	-50722	354754	121.10	121.42
2015/03/03	33944	86465	52521	120409	158423	64993	-93430	223416	192367	151458	-40909	343825	119.65	120.69
2015/02/24	31611	79123	47512	110734	149980	62607	-87373	212587	181591	141730	-39861	323321	118.96	119.59
2015/02/17	31269	80360	49091	111629	152950	60096	-92854	213046	184219	140456	-43763	324675	119.18	119.06
2015/02/10	25884	81008	55124	106892	160293	59335	-100958	219628	186177	140343	-45834	326520	119.41	118.75
2015/02/03	25586	85157	59571	110743	157407	61268	-96139	218675	182993	146425	-36568	329418	117.54	118.84

**JAPANESE YEN - CHICAGO MERCANTILE EXCHANGE  
FUTURES ONLY POSITIONS Code-097741**

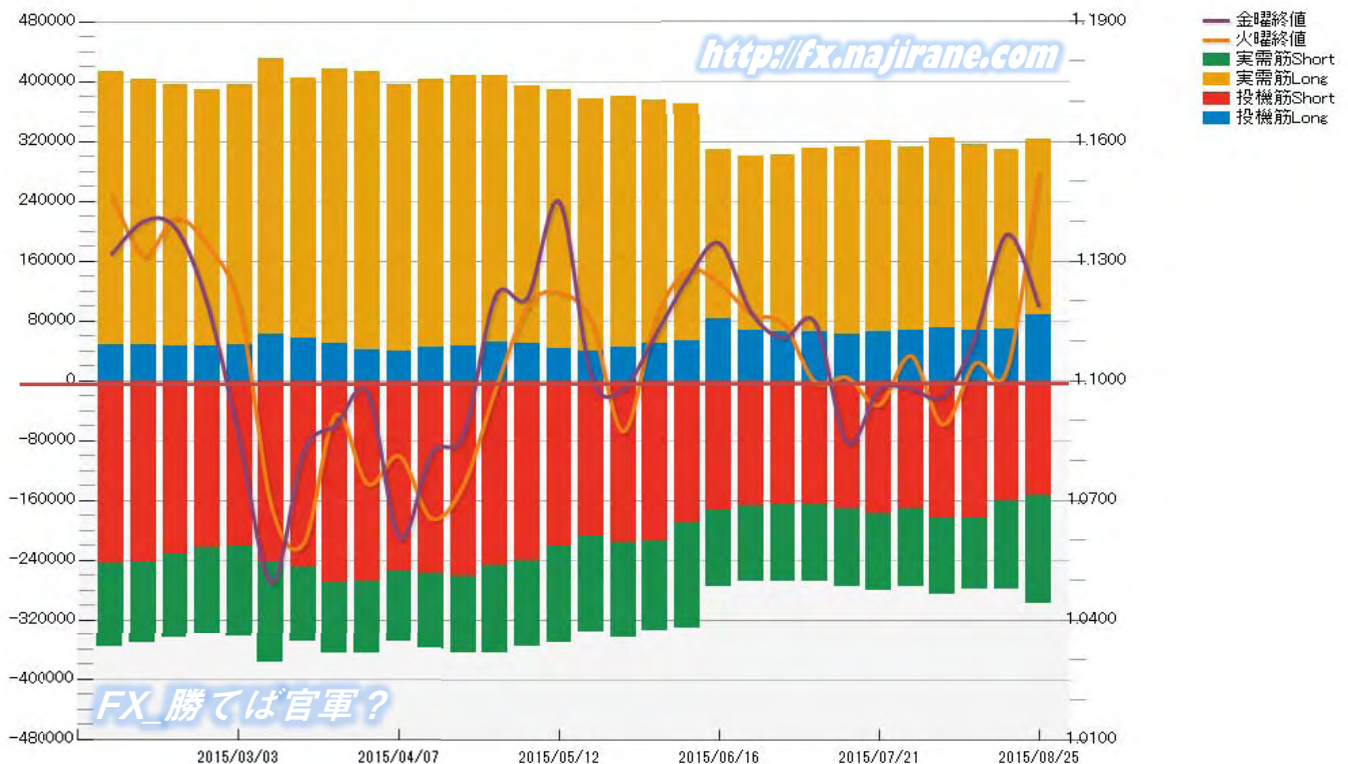


EURO FX - CHICAGO MERCANTILE EXCHANGE  
FUTURES ONLY POSITIONS

Code-099741  
2015/08/28 公表値

Date	投機筋集計				実需筋集計				投機筋+実需筋合計				ユーロドル終値	
	EUR買い	EUR売り	売り越し	売買計	EUR買い	EUR売り	売り越し	売買計	EUR買い	EUR売り	売り越し	売買計	火曜締め	金曜締め
2015/08/25	87807	153885	66078	241692	235992	144841	-91151	380833	323799	298726	-25073	622525	1.1520	1.1188
2015/08/18	68473	161205	92732	229678	240738	118412	-122326	359150	309211	279617	-29594	588828	1.1027	1.1367
2015/08/11	67373	182583	115210	249956	248825	96502	-152323	345327	316198	279085	-37113	595283	1.1043	1.1109
2015/08/04	70620	184014	113394	254634	254646	102623	-152023	357269	325266	286637	-38629	611903	1.0890	1.0960
2015/07/28	67842	171850	104008	239692	244469	103550	-140919	348019	312311	275400	-36911	587711	1.1062	1.0980
2015/07/21	65728	178704	112976	244432	254622	101507	-153115	356129	320350	280211	-40139	600561	1.0939	1.0978
2015/07/14	62676	170457	107781	233133	249129	105205	-143924	354334	311805	275662	-36143	587467	1.1008	1.0845
2015/07/07	66161	165427	99266	231588	245408	103930	-141478	349338	311569	269357	-42212	580926	1.0997	1.1146
2015/06/30	65554	165589	100035	231143	236963	102207	-134756	339170	302517	267796	-34721	570313	1.1144	1.1107
2015/06/23	67867	167173	99306	235040	233162	101253	-131909	334415	301029	268426	-32603	569455	1.1167	1.1171
2015/06/16	82714	172071	89357	254785	225812	102841	-122971	328653	308526	274912	-33614	583438	1.1245	1.1345
2015/06/09	52643	190617	137974	243260	316710	139995	-176715	456705	369353	330612	-38741	699965	1.1276	1.1254
2015/06/02	49471	214983	165512	264454	326452	119316	-207136	445768	375923	334299	-41624	710222	1.1151	1.1113
2015/05/26	44221	215961	171740	260182	336026	127583	-208443	463609	380247	343544	-36703	723791	1.0873	1.0980
2015/05/19	38758	207097	168339	245855	338273	129839	-208434	468112	377031	336936	-40095	713967	1.1146	1.1010
2015/05/12	43333	222309	178976	265642	345101	127933	-217168	473034	388434	350242	-38192	738676	1.1222	1.1448
2015/05/05	50116	240243	190127	290359	343981	116070	-227911	460051	394097	356313	-37784	750410	1.1185	1.1208
2015/04/28	50734	248500	197766	299234	356986	116294	-240692	473280	407720	364794	-42926	772514	1.0976	1.1212
2015/04/21	46821	261466	214645	308287	361058	102833	-258225	463891	407879	364299	-43580	772178	1.0738	1.0866
2015/04/14	45264	257611	212347	302875	358360	101060	-257300	459420	403624	358671	-44953	762295	1.0655	1.0818
2015/04/07	39444	254702	215258	294146	356228	96223	-260005	452451	395672	350925	-44747	746597	1.0811	1.0606
2015/03/31	41709	268269	226560	309978	372420	97951	-274469	470371	414129	366220	-47909	780349	1.0741	1.0970
2015/03/24	50148	271111	220963	321259	366788	94933	-271855	461721	416936	366044	-50892	782980	1.0914	1.0889
2015/03/17	56329	250103	193774	306432	348754	101065	-247689	449819	405083	351168	-53915	756251	1.0592	1.0822
2015/03/10	61271	242344	181073	303615	369650	136170	-233480	505820	430921	378514	-52407	809435	1.0685	1.0493
2015/03/03	48467	220856	172389	269323	347041	122394	-224647	469435	395508	343250	-52258	738758	1.1179	1.0849
2015/02/24	45511	223247	177736	268758	343315	116354	-226961	459669	388826	339601	-49225	728427	1.1338	1.1189
2015/02/17	47175	232757	185582	279932	349201	111559	-237642	460760	396376	344316	-52060	740692	1.1408	1.1382
2015/02/10	47217	241858	194641	289075	355674	110223	-245451	465897	402891	352081	-50810	754972	1.1315	1.1400
2015/02/03	47719	244028	196309	291747	366203	113239	-252964	479442	413922	357267	-56655	771189	1.1463	1.1318

EURO FX - CHICAGO MERCANTILE EXCHANGE  
FUTURES ONLY POSITIONS Code-099741



# CME Daily Volume

シカゴ・マーカンタイル取引所 取扱高日次データ

FX\_勝てば官軍?

<http://fx.najirane.com>

EU Euro		取扱高			当日含む前5営業日計			参考レート	
Date	CALL	PUT	FUTURE	CALL	PUT	FUTURE	Open	Close	
2015/8/27 (木)	30116	25359	273816	162682	142909	1916604	1.1314	1.1247	
2015/8/26 (水)	21398	27716	351737	144735	132332	1892710	1.1520	1.1314	
2015/8/25 (火)	28318	26096	400703	133004	114334	1793006	1.1578	1.1520	
2015/8/24 (月)	58071	45301	577706	114311	101129	1549779	1.1376	1.1578	
2015/8/21 (金)	24779	18437	312642	61632	63794	1140250	1.1234	1.1367	
2015/8/20 (木)	12169	14782	249922	42542	54771	998567	1.1121	1.1234	
2015/8/19 (水)	9667	9718	252033	39970	51522	947008	1.1027	1.1121	
2015/8/18 (火)	9625	12891	157476	48639	66888	1008747	1.1079	1.1027	
2015/8/17 (月)	5392	7966	168177	51934	73199	1111313	1.1115	1.1079	
2015/8/14 (金)	5689	9414	170959	66776	76999	1110378	1.1154	1.1109	

AUS Dollar		取扱高			当日含む前5営業日計			参考レート	
Date	CALL	PUT	FUTURE	CALL	PUT	FUTURE	Open	Close	
2015/8/27 (木)	2260	1770	91429	11318	8880	608798	0.7129	0.7170	
2015/8/26 (水)	1688	1286	115652	10584	8302	602143	0.7143	0.7129	
2015/8/25 (火)	1874	1594	132236	9960	8044	576117	0.7135	0.7145	
2015/8/24 (月)	3115	2749	173997	9368	7308	518053	0.7306	0.7135	
2015/8/21 (金)	2381	1481	95484	7200	4985	396261	0.7336	0.7329	
2015/8/20 (木)	1526	1192	84774	5652	4011	368559	0.7350	0.7335	
2015/8/19 (水)	1064	1028	89626	5781	4598	371621	0.7336	0.7350	
2015/8/18 (火)	1282	858	74172	9291	5101	452403	0.7372	0.7336	
2015/8/17 (月)	947	426	52205	10884	8312	518980	0.7376	0.7372	
2015/8/14 (金)	833	507	67782	12434	9793	543894	0.7362	0.7375	

CHE Franc		取扱高			当日含む前5営業日計			参考レート	
Date	CALL	PUT	FUTURE	CALL	PUT	FUTURE	Open	Close	
2015/8/27 (木)	63	87	21251	1079	473	148918	1.0481	1.0357	
2015/8/26 (水)	420	100	24777	1196	456	148144	1.0639	1.0481	
2015/8/25 (火)	344	53	32386	856	814	144445	1.0719	1.0640	
2015/8/24 (月)	53	93	44095	518	769	123894	1.0549	1.0720	
2015/8/21 (金)	199	140	26409	477	725	92964	1.0430	1.0544	
2015/8/20 (木)	180	70	20477	348	695	77235	1.0361	1.0430	
2015/8/19 (水)	80	458	21078	219	629	72214	1.0232	1.0361	
2015/8/18 (火)	6	8	11835	181	609	82359	1.0219	1.0232	
2015/8/17 (月)	12	49	13165	200	632	91335	1.0241	1.0219	
2015/8/14 (金)	70	110	10680	350	628	94110	1.0245	1.0244	

JPN Yen		取扱高			当日含む前5営業日計			参考レート	
Date	CALL	PUT	FUTURE	CALL	PUT	FUTURE	Open	Close	
2015/8/27 (木)	12418	5385	205298	66276	35715	1489673	120.23	121.15	
2015/8/26 (水)	5406	3663	276971	60161	33464	1433850	118.91	120.23	
2015/8/25 (火)	10193	6303	311704	60839	32053	1316246	118.63	118.92	
2015/8/24 (月)	22637	11910	433702	53068	26772	1088909	121.98	118.63	
2015/8/21 (金)	15622	8454	261998	32807	17635	744052	123.41	122.13	
2015/8/20 (木)	6303	3134	149475	20812	12739	554949	123.89	123.41	
2015/8/19 (水)	6084	2252	159367	15523	12984	508676	124.38	123.89	
2015/8/18 (火)	2422	1022	84367	13591	14820	541583	124.42	124.38	
2015/8/17 (月)	2376	2773	88845	15046	18534	591802	124.26	124.42	
2015/8/14 (金)	3627	3558	72895	16521	22059	598438	124.41	124.29	

CAN Dollar		取扱高			当日含む前5営業日計			参考レート	
Date	CALL	PUT	FUTURE	CALL	PUT	FUTURE	Open	Close	
2015/8/27 (木)	2777	2000	80650	12768	10333	440859	0.7520	0.7573	
2015/8/26 (水)	1255	2557	73731	10994	8767	428260	0.7502	0.7520	
2015/8/25 (火)	2825	1815	89962	12040	7633	448421	0.7526	0.7501	
2015/8/24 (月)	3769	3022	116980	10439	6351	402778	0.7587	0.7526	
2015/8/21 (金)	2142	939	79536	7918	3994	332333	0.7643	0.7595	
2015/8/20 (木)	1003	434	68051	6434	3632	302990	0.7624	0.7643	
2015/8/19 (水)	2301	1423	93892	6792	4569	290682	0.7657	0.7624	
2015/8/18 (火)	1224	533	44319	8503	5528	284742	0.7641	0.7657	
2015/8/17 (月)	1248	665	46535	9518	7009	311617	0.7638	0.7642	
2015/8/14 (金)	658	577	50193	13555	9781	323745	0.7655	0.7638	

NZL Dollar		取扱高			当日含む前5営業日計			参考レート	
Date	CALL	PUT	FUTURE	CALL	PUT	FUTURE	Open	Close	
2015/8/27 (木)	0	0	17608	0	0	107731	0.6454	0.6479	
2015/8/26 (水)	0	0	22438	0	0	111269	0.6491	0.6454	
2015/8/25 (火)	0	0	34181	0	0	112902	0.6447	0.6490	
2015/8/24 (月)	0	0	20289	0	0	106241	0.6669	0.6447	
2015/8/21 (金)	0	0	16753	0	0	84180	0.6628	0.6690	
2015/8/20 (木)	0	0	19241	0	0	79450	0.6600	0.6628	
2015/8/19 (水)	0	0	15777	0	0	81241	0.6594	0.6599	
2015/8/18 (火)	0	0	12120	0	0	95282	0.6572	0.6594	
2015/8/17 (月)	0	0	15559	0	0	102765	0.6541	0.6572	
2015/8/14 (金)	0	0	18544	0	0	107197	0.6567	0.6542	

MEX Peso		取扱高			当日含む前5営業日計			参考レート	
Date	CALL	PUT	FUTURE	CALL	PUT	FUTURE	Open	Close	
2015/8/27 (木)	200	50	48501	386	411	307277	5.9039	5.9307	
2015/8/26 (水)	72	52	42083	186	393	302755	5.8332	5.8691	
2015/8/25 (火)	74	57	47905	114	345	315486	5.8814	5.8226	
2015/8/24 (月)	0	137	104247	40	290	287885	5.8387	5.8190	
2015/8/21 (金)	40	115	64541	40	153	210260	5.9410	5.8935	
2015/8/20 (木)	0	32	43979	0	66	166258	5.9927	5.9705	
2015/8/19 (水)	0	4	54814	0	64	149873	6.0862	6.0281	
2015/8/18 (火)	0	2	20304	0	80	166454	6.0890	6.0963	
2015/8/17 (月)	0	0	26622	0	120	182993	6.0760	6.0882	
2015/8/14 (金)	0	28	20539	0	171	191942	6.0987	6.1010	