

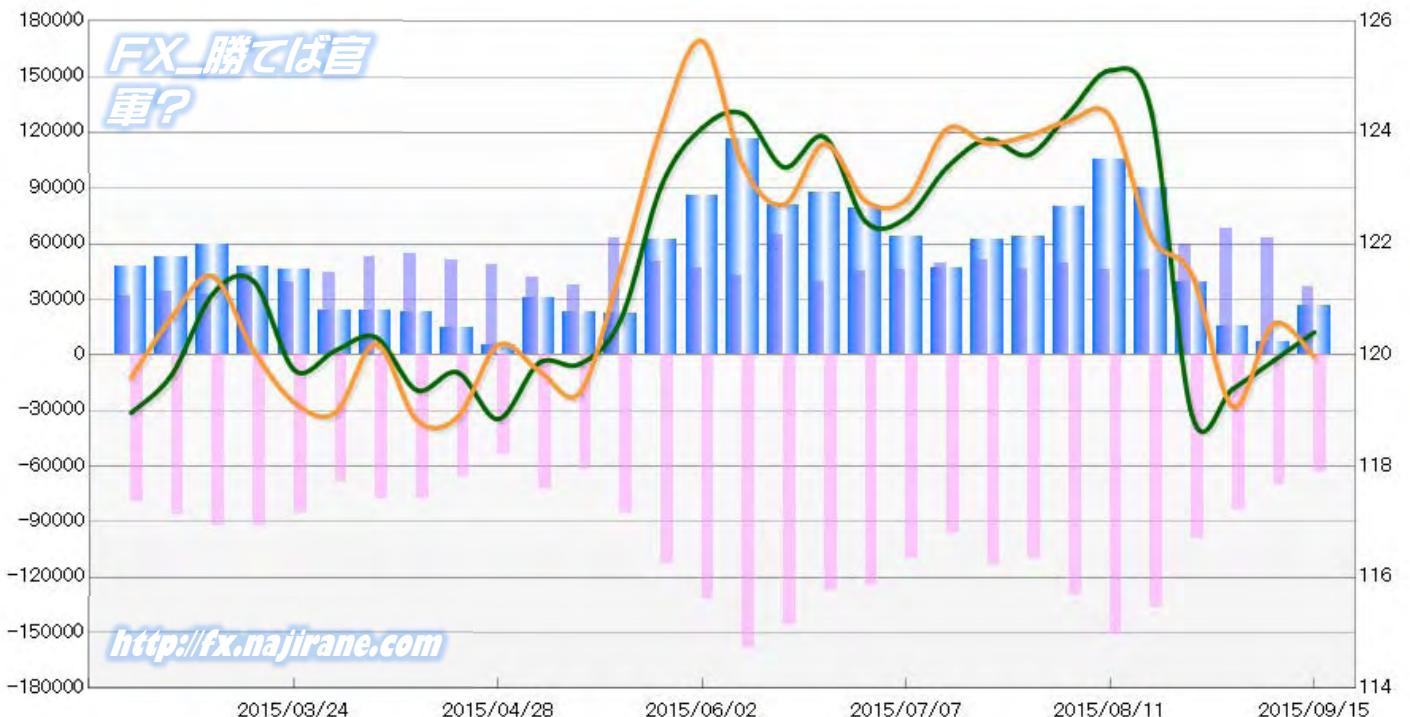
**JAPANESE YEN - CHICAGO MERCANTILE EXCHANGE**  
**2015/03/24 ~ 2015/09/15**

Code-097741  
**2015/09/18 NYクローズ時公表値**

Report_Date	Non Commercial Positions												火曜日 引け値	金曜日 引け値
	Long	増減	増減(%)	Short	増減	増減(%)	売り越し	増減	増減(%)	売買計	増減	増減(%)		
2015/09/15	36449	-26672	-42.3%	63263	-6520	-9.3%	26814	20152	302.5%	99712	-33192	-25.0%	120.41	119.97
2015/09/08	63121	-4902	-7.2%	69783	-13795	-16.5%	6662	-8893	-57.2%	132904	-18697	-12.3%	119.90	120.56
2015/09/01	68023	8101	13.5%	83578	-15403	-15.6%	15555	-23504	-60.2%	151601	-7302	-4.6%	119.39	119.07
2015/08/25	59922	13987	30.4%	98981	-37084	-27.3%	39059	-51071	-56.7%	158903	-23097	-12.7%	118.92	121.44
2015/08/18	45935	167	0.4%	136065	-14929	-9.9%	90130	-15096	-14.3%	182000	-14762	-7.5%	124.38	122.13
2015/08/11	45768	-4138	-8.3%	150994	21372	16.5%	105226	25510	32.0%	196762	17234	9.6%	125.12	124.29
2015/08/04	49906	3636	7.9%	129622	19814	18.0%	79716	16178	25.5%	179528	23450	15.0%	124.37	124.22
2015/07/28	46270	-4629	-9.1%	109808	-3405	-3.0%	63538	1224	2.0%	156078	-8034	-4.9%	123.60	123.95
2015/07/21	50899	1732	3.5%	113213	16675	17.3%	62314	14943	31.5%	164112	18407	12.6%	123.88	123.81
2015/07/14	49167	3097	6.7%	96538	-13161	-12.0%	47371	-16258	-25.6%	145705	-10064	-6.5%	123.38	124.07
2015/07/07	46070	591	1.3%	109699	-14602	-11.7%	63629	-15193	-19.3%	155769	-14011	-8.3%	122.47	122.80
2015/06/30	45479	6460	16.6%	124301	-2435	-1.9%	78822	-8895	-10.1%	169780	4025	2.4%	122.40	122.77
2015/06/23	39019	-25741	-39.7%	126736	-18688	-12.9%	87717	7053	8.7%	165755	-44429	-21.1%	123.92	123.80
2015/06/16	64760	22320	52.6%	145424	-13302	-8.4%	80664	-35622	-30.6%	210184	9018	4.5%	123.38	122.71
2015/06/09	42440	-4241	-9.1%	158726	26352	19.9%	116286	30593	35.7%	201166	22111	12.3%	124.34	123.40
2015/06/02	46681	-3529	-7.0%	132374	19940	17.7%	85693	23469	37.7%	179055	16411	10.1%	124.09	125.65
2015/05/26	50210	-13188	-20.8%	112434	27031	31.7%	62224	40219	182.8%	162644	13843	9.3%	123.05	124.11
2015/05/19	63398	25550	67.5%	85403	23962	39.0%	22005	-1588	-6.7%	148801	49512	49.9%	120.64	121.56
2015/05/12	37848	-4004	-9.6%	61441	-11594	-15.9%	23593	-7590	-24.3%	99289	-15598	-13.6%	119.84	119.33
2015/05/05	41852	-6869	-14.1%	73035	18821	34.7%	31183	25690	467.7%	114887	11952	11.6%	119.86	119.72
2015/04/28	48721	-2799	-5.4%	54214	-11754	-17.8%	5493	-8955	-62.0%	102935	-14553	-12.4%	118.85	120.18
2015/04/21	51520	-3263	-6.0%	65968	-11885	-15.3%	14448	-8622	-37.4%	117488	-15148	-11.4%	119.69	118.88
2015/04/14	54783	1463	2.7%	77853	84	0.1%	23070	-1379	-5.6%	132636	1547	1.2%	119.37	118.83
2015/04/07	53320	8911	20.1%	77769	9436	13.8%	24449	525	2.2%	131089	18347	16.3%	120.32	120.20
2015/03/31	44409	5253	13.4%	68333	-16728	-19.7%	23924	-21981	-47.9%	112742	-11475	-9.2%	120.08	118.96
2015/03/24	39156			85061			45905			124217			119.73	119.15

**JAPANESE YEN - CHICAGO MERCANTILE EXCHANGE**  
**FUTURES ONLY POSITIONS**

— 金曜終値 — 火曜終値 — Short枚数 — Long枚数 ■ 売り越し枚数(マイナスの場合は買越しと読替え)



**EURO FX - CHICAGO MERCANTILE EXCHANGE**  
**2015/03/24 ~ 2015/09/15**

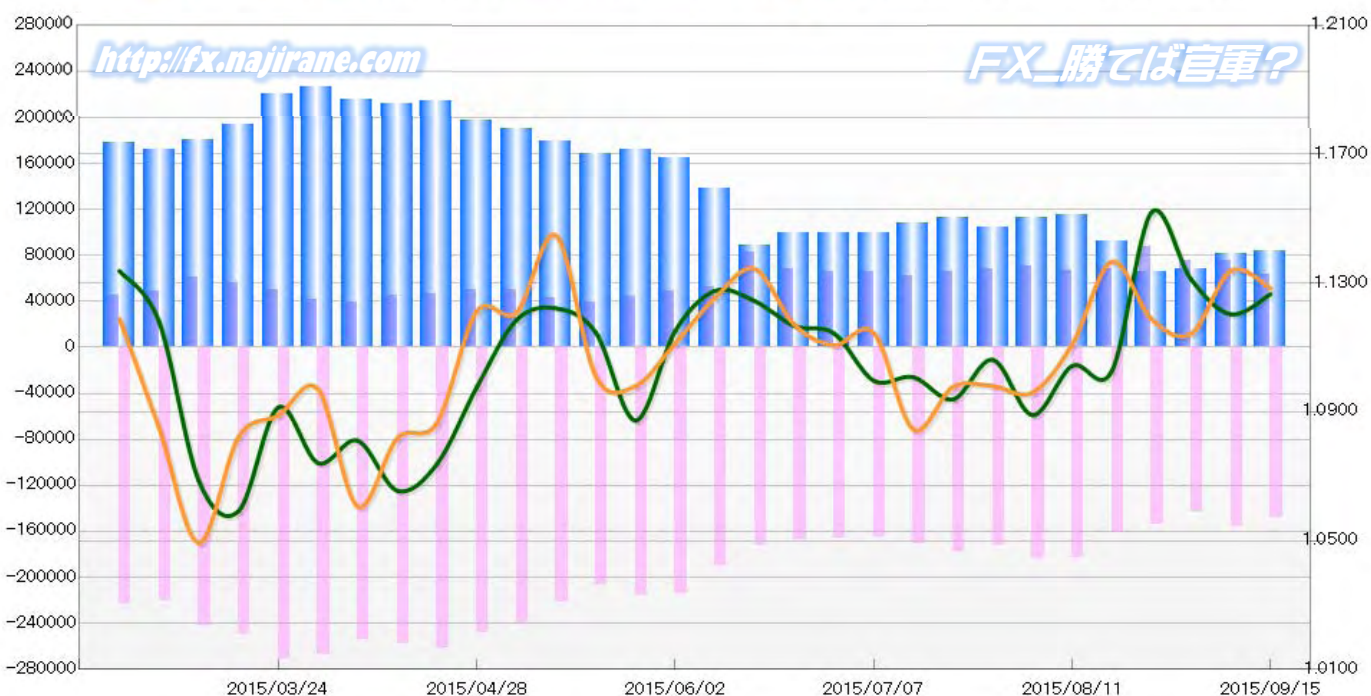
Code-099741

2015/09/18 NYクローズ時公表値

Report_Date	Non Commercial Positions								火曜日 引け値	金曜日 引け値				
	Long	増減		Short	増減		売り越し	増減						
2015/09/15	63416	-12299	-16.2%	147618	-9338	-5.9%	84202	2961	3.6%	211034	-21637	-9.3%	1.1266	1.1284
2015/09/08	75715	805	1.1%	156956	14189	9.9%	81241	13384	19.7%	232671	14994	6.9%	1.1203	1.1339
2015/09/01	74910	-12897	-14.7%	142767	-11118	-7.2%	67857	1779	2.7%	217677	-24015	-9.9%	1.1311	1.1143
2015/08/25	87807	19334	28.2%	153885	-7320	-4.5%	66078	-26654	-28.7%	241692	12014	5.2%	1.1520	1.1188
2015/08/18	68473	1100	1.6%	161205	-21378	-11.7%	92732	-22478	-19.5%	229678	-20278	-8.1%	1.1027	1.1367
2015/08/11	67373	-3247	-4.6%	182583	-1431	-0.8%	115210	1816	1.6%	249956	-4678	-1.8%	1.1043	1.1109
2015/08/04	70620	2778	4.1%	184014	12164	7.1%	113394	9386	9.0%	254634	14942	6.2%	1.0890	1.0960
2015/07/28	67842	2114	3.2%	171850	-6854	-3.8%	104008	-8968	-7.9%	239692	-4740	-1.9%	1.1062	1.0980
2015/07/21	65728	3052	4.9%	178704	8247	4.8%	112976	5195	4.8%	244432	11299	4.8%	1.0939	1.0978
2015/07/14	62676	-3485	-5.3%	170457	5030	3.0%	107781	8515	8.6%	233133	1545	0.7%	1.1008	1.0845
2015/07/07	66161	607	0.9%	165427	-162	-0.1%	99266	-769	-0.8%	231588	445	0.2%	1.0997	1.1146
2015/06/30	65554	-2313	-3.4%	165589	-1584	-0.9%	100035	729	0.7%	231143	-3897	-1.7%	1.1144	1.1107
2015/06/23	67867	-14847	-17.9%	167173	-4898	-2.8%	99306	9949	11.1%	235040	-19745	-7.7%	1.1167	1.1171
2015/06/16	82714	30071	57.1%	172071	-18546	-9.7%	89357	-48617	-35.2%	254785	11525	4.7%	1.1245	1.1345
2015/06/09	52643	3172	6.4%	190617	-24366	-11.3%	137974	-27538	-16.6%	243260	-21194	-8.0%	1.1276	1.1254
2015/06/02	49471	5250	11.9%	214983	-978	-0.5%	165512	-6228	-3.6%	264454	4272	1.6%	1.1151	1.1113
2015/05/26	44221	5463	14.1%	215961	8864	4.3%	171740	3401	2.0%	260182	14327	5.8%	1.0873	1.0980
2015/05/19	38758	-4575	-10.6%	207097	-15212	-6.8%	168339	-10637	-5.9%	245855	-19787	-7.4%	1.1146	1.1010
2015/05/12	43333	-6783	-13.5%	222309	-17934	-7.5%	178976	-11151	-5.9%	265642	-24717	-8.5%	1.1222	1.1448
2015/05/05	50116	-618	-1.2%	240243	-8257	-3.3%	190127	-7639	-3.9%	290359	-8875	-3.0%	1.1185	1.1208
2015/04/28	50734	3913	8.4%	248500	-12966	-5.0%	197766	-16879	-7.9%	299234	-9053	-2.9%	1.0976	1.1212
2015/04/21	46821	1557	3.4%	261466	3855	1.5%	214645	2298	1.1%	308287	5412	1.8%	1.0738	1.0866
2015/04/14	45264	5820	14.8%	257611	2909	1.1%	212347	-2911	-1.4%	302875	8729	3.0%	1.0655	1.0818
2015/04/07	39444	-2265	-5.4%	254702	-13567	-5.1%	215258	-11302	-5.0%	294146	-15832	-5.1%	1.0811	1.0606
2015/03/31	41709	-8439	-16.8%	268269	-2842	-1.0%	226560	5597	2.5%	309978	-11281	-3.5%	1.0741	1.0970
2015/03/24	50148			271111			220963			321259			1.0914	1.0889

**EURO FX - CHICAGO MERCANTILE EXCHANGE**  
**FUTURES ONLY POSITIONS**

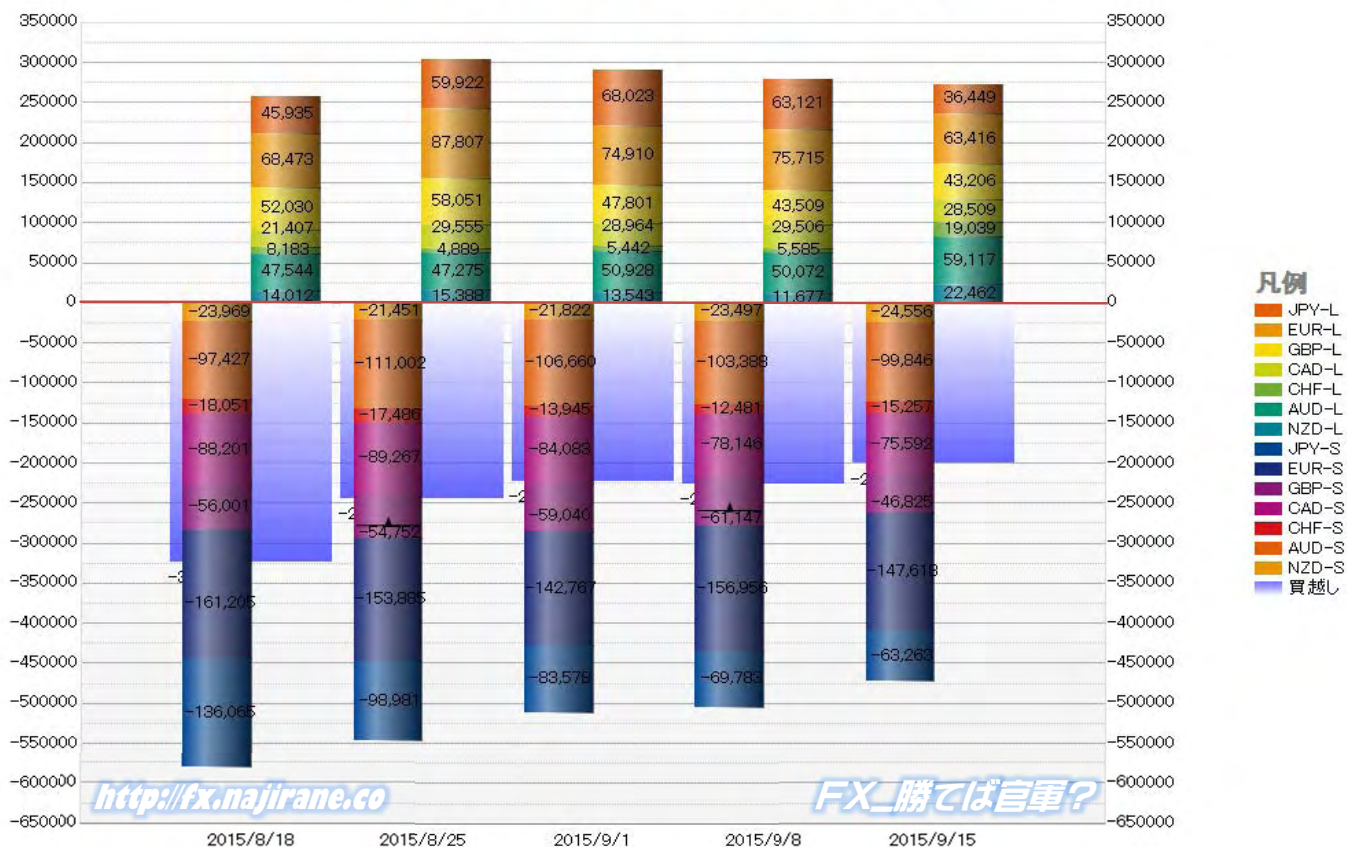
— 金曜締め週終値 — 火曜締め週終値 — Short枚数 — Long枚数 — 売り越し枚数(マイナスの場合は買越しと読替え)





	2015/08/18			2015/08/25			2015/09/01			2015/09/08			2015/09/15		
	Long	Short	売り越し	Long	Short	売り越し	Long	Short	売り越し	Long	Short	売り越し	Long	Short	売り越し
JPY	45935	136065	90130	59922	98981	39059	68023	83578	15555	63121	69783	6662	36449	63263	26814
	前週比 枚数増減 (枚)			13987	-37084	-51071	8101	-15403	-23504	-4902	-13795	-8893	-26672	-6520	20152
	前週比 枚数増減 (%)			30.45%	-27.25%	-56.66%	13.52%	-15.56%	-60.18%	-7.21%	-16.51%	-57.17%	-42.26%	-9.34%	302.49%
EUR	68473	161205	92732	87807	153885	66078	74910	142767	67857	75715	156956	81241	63416	147618	84202
	前週比 枚数増減 (枚)			19334	-7320	-26654	-12897	-11118	1779	805	14189	13384	-12299	-9338	2961
	前週比 枚数増減 (%)			28.24%	-4.54%	-28.74%	-14.69%	-7.22%	2.69%	1.07%	9.94%	19.72%	-16.24%	-5.95%	3.64%
GBP	52030	56001	3971	58051	54752	-3299	47801	59040	11239	43509	61147	17638	43206	46825	3619
	前週比 枚数増減 (枚)			6021	-1249	-7270	-10250	4288	14538	-4292	2107	6399	-303	-14322	-14019
	前週比 枚数増減 (%)			11.57%	-2.23%	-183.08%	-17.66%	7.83%	-440.68%	-8.98%	3.57%	56.94%	-0.70%	-23.42%	-79.48%
AUD	47544	97427	49883	47275	111002	63727	50928	106660	55732	50072	103388	53316	59117	99846	40729
	前週比 枚数増減 (枚)			-269	13575	13844	3653	-4342	-7995	-856	-3272	-2416	9045	-3542	-12587
	前週比 枚数増減 (%)			-0.57%	13.93%	27.75%	7.73%	-3.91%	-12.55%	-1.68%	-3.07%	-4.34%	18.06%	-3.43%	-23.61%
CAD	21407	88201	66794	29555	89267	59712	28964	84083	55119	29506	78146	48640	28509	75592	47083
	前週比 枚数増減 (枚)			8148	1066	-7082	-591	-5184	-4593	542	-5937	-6479	-997	-2554	-1557
	前週比 枚数増減 (%)			38.06%	1.21%	-10.60%	-2.00%	-5.81%	-7.69%	1.87%	-7.06%	-11.75%	-3.38%	-3.27%	-3.20%
CHF	8183	18051	9868	4889	17486	12597	5442	13945	8503	5585	12481	6896	19039	15257	-3782
	前週比 枚数増減 (枚)			-3294	-565	2729	553	-3541	-4094	143	-1464	-1607	13454	2776	-10678
	前週比 枚数増減 (%)			-40.25%	-3.13%	27.66%	11.31%	-20.25%	-32.50%	2.63%	-10.50%	-18.90%	240.90%	22.24%	-154.84%
NZD	14012	23969	9957	15388	21451	6063	13543	21822	8279	11677	23497	11820	22462	24556	2094
	前週比 枚数増減 (枚)			1376	-2518	-3894	-1845	371	2216	-1866	1675	3541	10785	1059	-9726
	前週比 枚数増減 (%)			9.82%	-10.51%	-39.11%	-11.99%	1.73%	36.55%	-13.78%	7.68%	42.77%	92.36%	4.51%	-82.28%
MXN	24629	85056	60427	20401	103454	83053	21353	98290	76937	22880	93831	70951	21749	77034	55285
	前週比 枚数増減 (枚)			-4228	18398	22626	952	-5164	-6116	1527	-4459	-5986	-1131	-16797	-15666
	前週比 枚数増減 (%)			-17.17%	21.63%	37.44%	4.67%	-4.99%	-7.36%	7.15%	-4.54%	-7.78%	-4.94%	-17.90%	-22.08%
Total All 8	282213	665975	383762	323288	650278	326990	310964	610185	299221	302065	599229	297164	293947	549991	256044
	前週比 枚数増減 (枚)			41075	-15697	-56772	-12324	-40093	-27769	-8899	-10956	-2057	-8118	-49238	-41120
	前週比 枚数増減 (%)			14.55%	-2.36%	-14.79%	-3.81%	-6.17%	-8.49%	-2.86%	-1.80%	-0.69%	-2.69%	-8.22%	-13.84%
Total 7 (MXN除く)	257584	580919	323335	302887	546824	243937	289611	511895	222284	279185	505398	226213	272198	472957	200759
	前週比 枚数増減 (枚)			45303	-34095	-79398	-13276	-34929	-21653	-10426	-6497	3929	-6987	-32441	-25454
	前週比 枚数増減 (%)			17.6%	-5.9%	-24.6%	-4.4%	-6.4%	-8.9%	-3.6%	-1.3%	1.8%	-2.5%	-6.4%	-11.3%

### 直近5週 CFTC IMM主要7通貨の構成

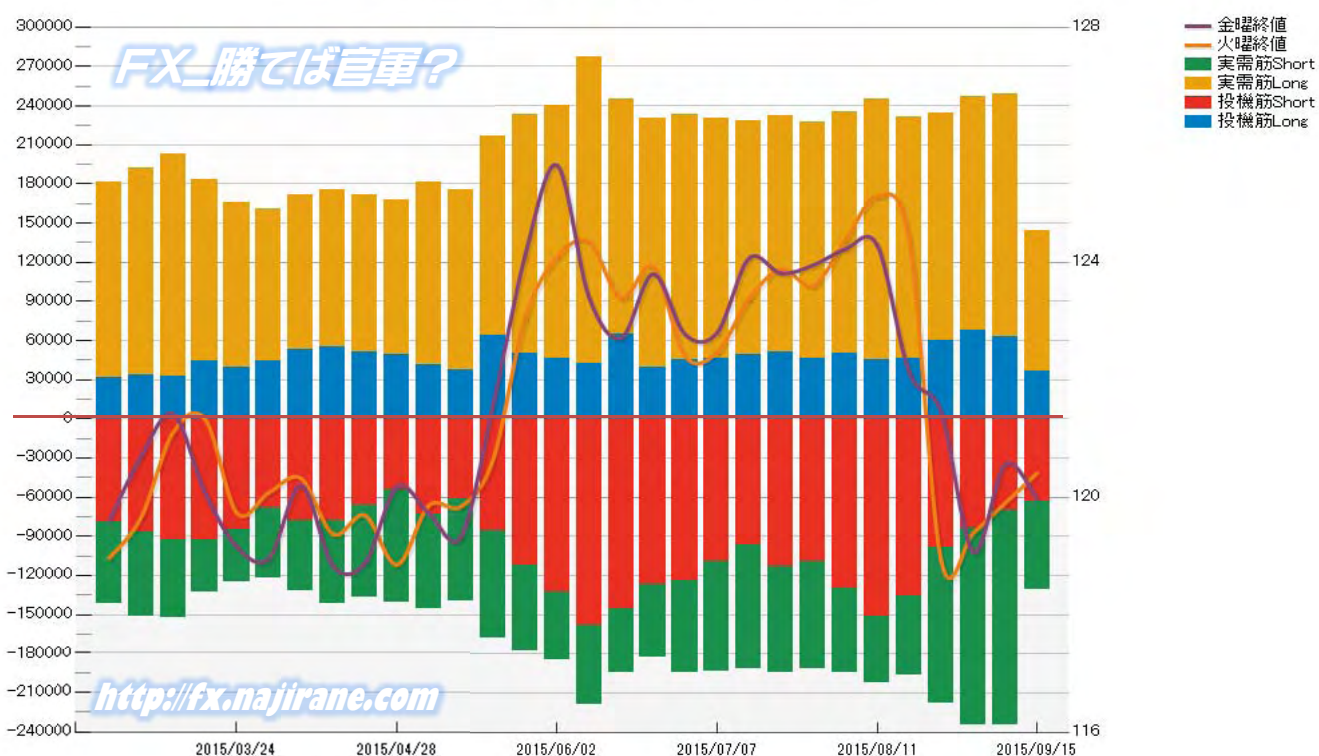


**JAPANESE YEN - CHICAGO MERCANTILE EXCHANGE  
FUTURES ONLY POSITIONS**

**Code-097741  
2015/09/18 公表値**

Date	投機筋集計				実需筋集計				投機筋+実需筋合計				ドル円終値	
	円買い	円売り	売り越し	売買計	円買い	円売り	売り越し	売買計	円買い	円売り	売り越し	売買計	火曜締め	金曜締め
2015/09/15	36449	63263	26814	99712	107374	67815	-39559	175189	143823	131078	-12745	274901	120.41	119.97
2015/09/08	63121	69783	6662	132904	185864	164852	-21012	350716	248985	234635	-14350	483620	119.90	120.56
2015/09/01	68023	83578	15555	151601	179349	150846	-28503	330195	247372	234424	-12948	481796	119.39	119.07
2015/08/25	59922	98981	39059	158903	173759	119045	-54714	292804	233681	218026	-15655	451707	118.92	121.44
2015/08/18	45935	136065	90130	182000	185657	60438	-125219	246095	231592	196503	-35089	428095	124.38	122.13
2015/08/11	45768	150994	105226	196762	199520	51445	-148075	250965	245288	202439	-42849	447727	125.12	124.29
2015/08/04	49906	129622	79716	179528	185079	65098	-119981	250177	234985	194720	-40265	429705	124.37	124.22
2015/07/28	46270	109808	63538	156078	180620	81388	-99232	262008	226890	191196	-35694	418086	123.60	123.95
2015/07/21	50899	113213	62314	164112	181299	81664	-99635	262963	232198	194877	-37321	427075	123.88	123.81
2015/07/14	49167	96538	47371	145705	178906	95409	-83497	274315	228073	191947	-36126	420020	123.38	124.07
2015/07/07	46070	109699	63629	155769	184004	83539	-100465	267543	230074	193238	-36836	423312	122.47	122.80
2015/06/30	45479	124301	78822	169780	187745	70463	-117282	258208	233224	194764	-38460	427988	122.40	122.77
2015/06/23	39019	126736	87717	165755	190910	55586	-135324	246496	229929	182322	-47607	412251	123.92	123.80
2015/06/16	64760	145424	80664	210184	180102	49482	-130620	229584	244862	194906	-49956	439768	123.38	122.71
2015/06/09	42440	158726	116286	201166	234607	60130	-174477	294737	277047	218856	-58191	495903	124.34	123.40
2015/06/02	46681	132374	85693	179055	193122	52276	-140846	245398	239803	184650	-55153	424453	124.09	125.65
2015/05/26	50210	112434	62224	162644	183190	65232	-117958	248422	233400	177666	-55734	411066	123.05	124.11
2015/05/19	63398	85403	22005	148801	153519	82936	-70583	236455	216917	168339	-48578	385256	120.64	121.56
2015/05/12	37848	61441	23593	99289	137626	78612	-59014	216238	175474	140053	-35421	315527	119.84	119.33
2015/05/05	41852	73035	31183	114887	139448	72449	-66999	211897	181300	145484	-35816	326784	119.86	119.72
2015/04/28	48721	54214	5493	102935	118521	85966	-32555	204487	167242	140180	-27062	307422	118.85	120.18
2015/04/21	51520	65968	14448	117488	120368	70330	-50038	190698	171888	136298	-35590	308186	119.69	118.88
2015/04/14	54783	77853	23070	132636	121029	64194	-56835	185223	175812	142047	-33765	317859	119.37	118.83
2015/04/07	53320	77769	24449	131089	118118	54475	-63643	172593	171438	132244	-39194	303682	120.32	120.20
2015/03/31	44409	68333	23924	112742	116378	53965	-62413	170343	160787	122298	-38489	283085	120.08	118.96
2015/03/24	39156	85061	45905	124217	126021	40043	-85978	166064	165177	125104	-40073	290281	119.73	119.15
2015/03/17	44496	92550	48054	137046	138442	40731	-97711	179173	182938	133281	-49657	316219	121.33	120.08
2015/03/10	32898	92285	59387	125183	169840	59731	-110109	229571	202738	152016	-50722	354754	121.10	121.42
2015/03/03	33944	86465	52521	120409	158423	64993	-93430	223416	192367	151458	-40909	343825	119.65	120.69
2015/02/24	31611	79123	47512	110734	149980	62607	-87373	212587	181591	141730	-39861	323321	118.96	119.59

**JAPANESE YEN - CHICAGO MERCANTILE EXCHANGE  
FUTURES ONLY POSITIONS Code-097741**



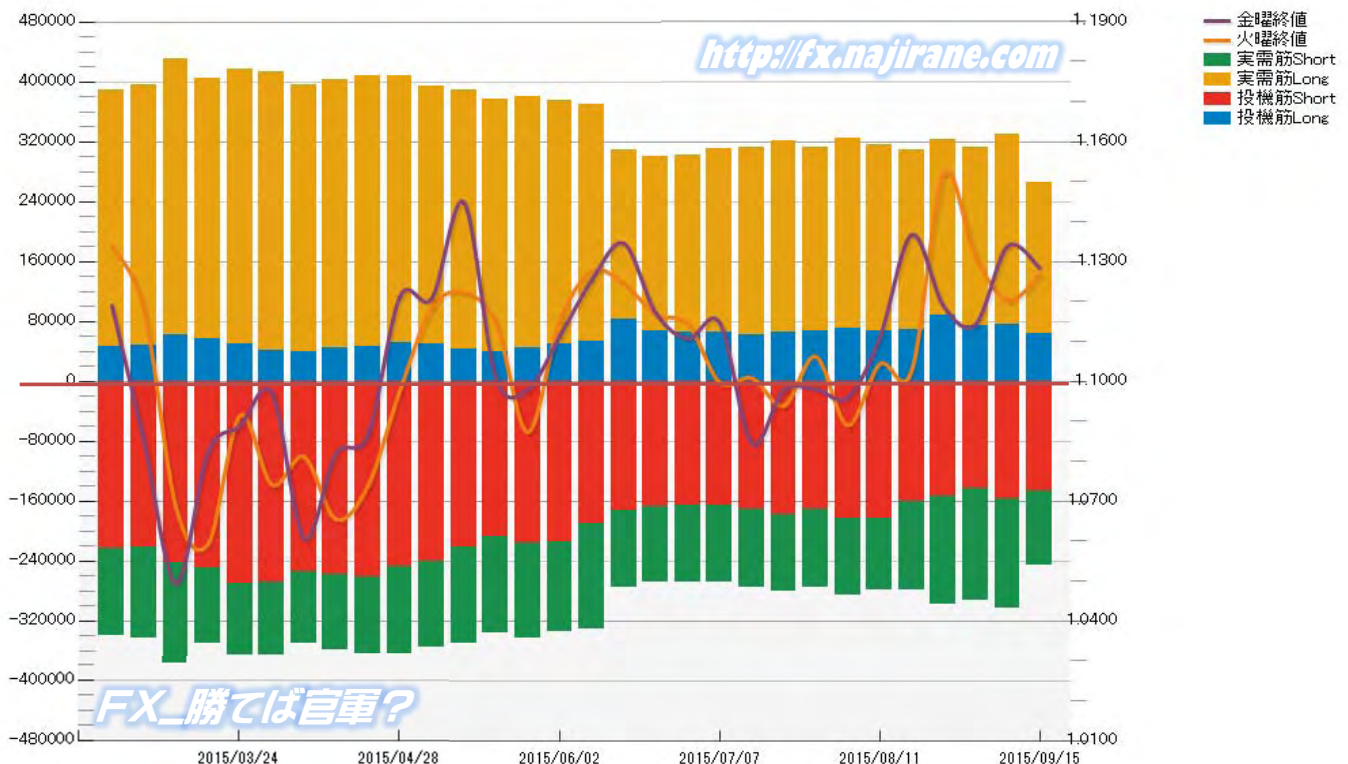


**EURO FX - CHICAGO MERCANTILE EXCHANGE  
FUTURES ONLY POSITIONS**

**Code-099741  
2015/09/18 公表値**

Date	投機筋集計				実需筋集計				投機筋+実需筋合計				ユーロドル終値	
	EUR買い	EUR売り	売り越し	売買計	EUR買い	EUR売り	売り越し	売買計	EUR買い	EUR売り	売り越し	売買計	火曜締め	金曜締め
2015/09/15	63416	147618	84202	211034	201476	99066	-102410	300542	264892	246684	-18208	511576	1.1266	1.1284
2015/09/08	75715	156956	81241	232671	254844	146399	-108445	401243	330559	303355	-27204	633914	1.1203	1.1339
2015/09/01	74910	142767	67857	217677	238443	150100	-88343	388543	313353	292867	-20486	606220	1.1311	1.1143
2015/08/25	87807	153885	66078	241692	235992	144841	-91151	380833	323799	298726	-25073	622525	1.1520	1.1188
2015/08/18	68473	161205	92732	229678	240738	118412	-122326	359150	309211	279617	-29594	588828	1.1027	1.1367
2015/08/11	67373	182583	115210	249956	248825	96502	-152323	345327	316198	279085	-37113	595283	1.1043	1.1109
2015/08/04	70620	184014	113394	254634	254646	102623	-152023	357269	325266	286637	-38629	611903	1.0890	1.0980
2015/07/28	67842	171850	104008	239692	244469	103550	-140919	348019	312311	275400	-36911	587711	1.1062	1.0980
2015/07/21	65728	178704	112976	244432	254622	101507	-153115	356129	320350	280211	-40139	600561	1.0939	1.0978
2015/07/14	62676	170457	107781	233133	249129	105205	-143924	354334	311805	275662	-36143	587467	1.1008	1.0845
2015/07/07	66161	165427	99266	231588	245408	103930	-141478	349338	311569	269357	-42212	580926	1.0997	1.1146
2015/06/30	65554	165589	100035	231143	236963	102207	-134756	339170	302517	267796	-34721	570313	1.1144	1.1107
2015/06/23	67867	167173	99306	235040	233162	101253	-131909	334415	301029	268426	-32603	569455	1.1167	1.1171
2015/06/16	82714	172071	89357	254785	225812	102841	-122971	328653	308526	274912	-33614	583438	1.1245	1.1345
2015/06/09	52643	190617	137974	243260	316710	139995	-176715	456705	369353	330612	-38741	699965	1.1276	1.1254
2015/06/02	49471	214983	165512	264454	326452	119316	-207136	445768	375923	334299	-41624	710222	1.1151	1.1113
2015/05/26	44221	215961	171740	260182	336026	127583	-208443	463609	380247	343544	-36703	723791	1.0873	1.0980
2015/05/19	38758	207097	168339	245855	338273	129839	-208434	468112	377031	336936	-40095	713967	1.1146	1.1010
2015/05/12	43333	222309	178976	265642	345101	127933	-217168	473034	388434	350242	-38192	738676	1.1222	1.1448
2015/05/05	50116	240243	190127	290359	343981	116070	-227911	460051	394097	356313	-37784	750410	1.1185	1.1208
2015/04/28	50734	248500	197766	299234	356986	116294	-240692	473280	407720	364794	-42926	772514	1.0976	1.1212
2015/04/21	46821	261466	214645	308287	361058	102833	-258225	463891	407879	364299	-43580	772178	1.0738	1.0866
2015/04/14	45264	257611	212347	302875	358360	101060	-257300	459420	403624	358671	-44953	762295	1.0655	1.0818
2015/04/07	39444	254702	215258	294146	356228	96223	-260005	452451	395672	350925	-44747	746597	1.0811	1.0606
2015/03/31	41709	268269	226560	309978	372420	97951	-274469	470371	414129	366220	-47909	780349	1.0741	1.0970
2015/03/24	50148	271111	220963	321259	366788	94933	-271855	461721	416936	366044	-50892	782980	1.0914	1.0889
2015/03/17	56329	250103	193774	306432	348754	101065	-247689	449819	405083	351168	-53915	756251	1.0592	1.0822
2015/03/10	61271	242344	181073	303615	369650	136170	-233480	505820	430921	378514	-52407	809435	1.0685	1.0493
2015/03/03	48467	220856	172389	269323	347041	122394	-224647	469435	395508	343250	-52258	738758	1.1179	1.0849
2015/02/24	45511	223247	177736	268758	343315	116354	-226961	459669	388826	339601	-49225	728427	1.1338	1.1189

**EURO FX - CHICAGO MERCANTILE EXCHANGE  
FUTURES ONLY POSITIONS Code-099741**



# CME Daily Volume

シカゴ・マーカントイル取引所 取扱高日次データ

FX\_勝てば官軍?

<http://fx.najirane.com>

EU Euro		取扱高			当日含む前5営業日計			参考レート	
Date	CALL	PUT	FUTURE	CALL	PUT	FUTURE	Open	Close	
2015/9/17 (木)	11365	25016	273258	39896	71924	1108818	1.1289	1.1416	
2015/9/16 (水)	6196	14539	177811	37332	60907	1394032	1.1266	1.1289	
2015/9/15 (火)	7773	11737	153991	40560	53082	1643610	1.1317	1.1266	
2015/9/14 (月)	4563	7067	165668	41611	57604	1883578	1.1338	1.1317	
2015/9/11 (金)	9999	13565	338090	56632	77357	1987712	1.1276	1.1339	
2015/9/10 (木)	8801	13999	558472	72954	105510	1967145	1.1216	1.1276	
2015/9/9 (水)	9424	6714	427389	83616	110036	1602392	1.1203	1.1216	
2015/9/8 (火)	8824	16259	393959	91811	112074	1429844	1.1169	1.1203	
2015/9/4 (金)	19584	26820	269802	94744	110245	1218330	1.1119	1.1143	
2015/9/3 (木)	26321	41718	317523	98950	103217	1170353	1.1225	1.1118	

AUS Dollar		取扱高			当日含む前5営業日計			参考レート	
Date	CALL	PUT	FUTURE	CALL	PUT	FUTURE	Open	Close	
2015/9/17 (木)	9343	1369	111566	18153	5102	407975	0.7190	0.7168	
2015/9/16 (水)	2367	1328	72592	31683	7663	560075	0.7137	0.7190	
2015/9/15 (火)	1684	586	59612	30516	7849	675663	0.7132	0.7137	
2015/9/14 (月)	1876	949	70178	32526	9453	814665	0.7087	0.7132	
2015/9/11 (金)	2883	870	94027	33053	12496	863243	0.7074	0.7085	
2015/9/10 (木)	22873	3930	263666	36561	14578	851810	0.6983	0.7074	
2015/9/9 (水)	1200	1514	188180	16008	13967	681494	0.7021	0.6984	
2015/9/8 (火)	3694	2190	198614	17850	15328	599226	0.6930	0.7021	
2015/9/4 (金)	2403	3992	118756	17208	14855	464995	0.7012	0.6918	
2015/9/3 (木)	6391	2952	82594	16905	13367	414523	0.7041	0.7011	

CHE Franc		取扱高			当日含む前5営業日計			参考レート	
Date	CALL	PUT	FUTURE	CALL	PUT	FUTURE	Open	Close	
2015/9/17 (木)	97	40	19983	274	337	88114	1.0298	1.0392	
2015/9/16 (水)	36	160	15648	423	372	116649	1.0268	1.0298	
2015/9/15 (火)	127	112	12385	474	348	143048	1.0330	1.0268	
2015/9/14 (月)	11	0	11197	404	281	159717	1.0323	1.0330	
2015/9/11 (金)	3	25	28901	653	330	167570	1.0275	1.0322	
2015/9/10 (木)	246	75	48518	919	465	158121	1.0250	1.0275	
2015/9/9 (水)	87	136	42047	844	451	127893	1.0219	1.0250	
2015/9/8 (火)	57	45	29054	783	364	106799	1.0254	1.0219	
2015/9/4 (金)	260	49	19050	855	423	92236	1.0271	1.0278	
2015/9/3 (木)	269	160	19452	755	386	92831	1.0317	1.0271	

JPN Yen		取扱高			当日含む前5営業日計			参考レート	
Date	CALL	PUT	FUTURE	CALL	PUT	FUTURE	Open	Close	
2015/9/17 (木)	5340	4372	158916	22411	14262	716226	120.59	120.20	
2015/9/16 (水)	3772	1932	110086	20230	12188	903952	120.41	120.59	
2015/9/15 (火)	4646	3119	158704	22961	17812	1135094	120.23	120.41	
2015/9/14 (月)	3258	1691	123732	21529	17688	1290053	120.54	120.23	
2015/9/11 (金)	5395	3148	164788	31956	24057	1412934	120.69	120.56	
2015/9/10 (木)	3159	2298	346642	32047	27283	1397366	120.39	120.69	
2015/9/9 (水)	6503	7556	341228	42165	28149	1240692	119.90	120.37	
2015/9/8 (火)	3214	2995	313663	45061	29464	1138373	119.27	119.90	
2015/9/4 (金)	13685	8060	246613	45432	30088	942518	120.10	119.07	
2015/9/3 (木)	5486	6374	149220	35333	25965	847182	120.36	120.10	

CAN Dollar		取扱高			当日含む前5営業日計			参考レート	
Date	CALL	PUT	FUTURE	CALL	PUT	FUTURE	Open	Close	
2015/9/17 (木)	2182	1905	77785	5497	5974	356114	0.7590	0.7586	
2015/9/16 (水)	1042	1733	63028	5258	5271	455216	0.7546	0.7590	
2015/9/15 (火)	393	526	39843	6998	5158	542540	0.7542	0.7545	
2015/9/14 (月)	418	506	56309	9819	5959	648789	0.7543	0.7543	
2015/9/11 (金)	1462	1304	119149	11253	9668	672816	0.7554	0.7545	
2015/9/10 (木)	1943	1202	176887	13506	10666	638748	0.7541	0.7553	
2015/9/9 (水)	2782	1620	150352	13242	11585	538284	0.7570	0.7541	
2015/9/8 (火)	3214	1327	146092	14150	12708	475461	0.7515	0.7569	
2015/9/4 (金)	1852	4215	80336	13862	13527	402723	0.7584	0.7538	
2015/9/3 (木)	3715	2302	85081	14397	11358	398636	0.7538	0.7584	

NZL Dollar		取扱高			当日含む前5営業日計			参考レート	
Date	CALL	PUT	FUTURE	CALL	PUT	FUTURE	Open	Close	
2015/9/17 (木)	0	0	12048	0	0	83456	0.6373	0.6357	
2015/9/16 (水)	0	0	11776	0	0	108757	0.6351	0.6373	
2015/9/15 (火)	0	0	9791	0	0	131719	0.6327	0.6351	
2015/9/14 (月)	0	0	21547	0	0	158361	0.6325	0.6327	
2015/9/11 (金)	0	0	53595	0	0	171931	0.6296	0.6317	
2015/9/10 (木)	0	0	35010	0	0	165154	0.6290	0.6296	
2015/9/9 (水)	0	0	38418	0	0	126703	0.6340	0.6290	
2015/9/8 (火)	0	0	23361	0	0	108646	0.6271	0.6340	
2015/9/4 (金)	0	0	14770	0	0	86127	0.6385	0.6288	
2015/9/3 (木)	0	0	15144	0	0	73804	0.6357	0.6386	

MEX Peso		取扱高			当日含む前5営業日計			参考レート	
Date	CALL	PUT	FUTURE	CALL	PUT	FUTURE	Open	Close	
2015/9/17 (木)	58	44	72433	99	200	195065	6.0240	6.0601	
2015/9/16 (水)	11	23	23800	49	166	252904	5.9992	6.0327	
2015/9/15 (火)	0	1	25097	38	143	365550	5.9798	5.9767	
2015/9/14 (月)	0	11	19428	52	154	417271	5.9499	5.9632	
2015/9/11 (金)	30	121	54307	52	143	444210	5.9682	5.9427	
2015/9/10 (木)	8	10	130272	22	42	432754	5.9337	5.9629	
2015/9/9 (水)	0	0	136446	14	62	344130	5.9569	5.9396	
2015/9/8 (火)	14	12	76818	14	72	246910	5.9218	5.9445	
2015/9/4 (金)	0	0	46367	25	60	208036	5.9287	5.9149	
2015/9/3 (木)	0	20	42851	336	70	204116	5.9154	5.9471	