

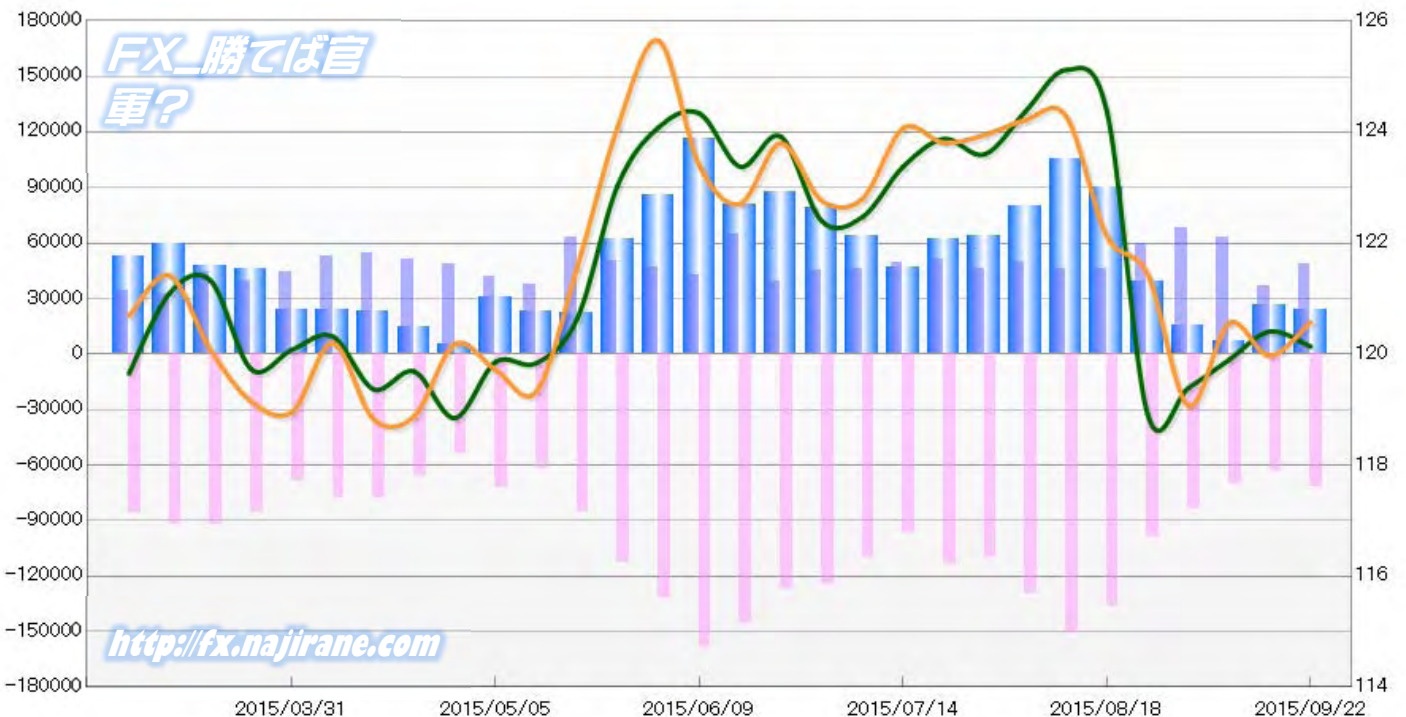
**JAPANESE YEN - CHICAGO MERCANTILE EXCHANGE**  
**2015/03/31 ~ 2015/09/22**

Code-097741  
 2015/09/25 NYクローズ時公表値

Report_Date	Non Commercial Positions												火曜日 引け値	金曜日 引け値
	Long	増減	増減(%)	Short	増減	増減(%)	売り越し	増減	増減(%)	売買計	増減	増減(%)		
2015/09/22	48282	11833	32.5%	71960	8697	13.7%	23678	-3136	-11.7%	120242	20530	20.6%	120.14	120.58
2015/09/15	36449	-26672	-42.3%	63263	-6520	-9.3%	26814	20152	302.5%	99712	-33192	-25.0%	120.41	119.97
2015/09/08	63121	-4902	-7.2%	69783	-13795	-16.5%	6662	-8893	-57.2%	132904	-18697	-12.3%	119.90	120.56
2015/09/01	68023	8101	13.5%	83578	-15403	-15.6%	15555	-23504	-60.2%	151601	-7302	-4.6%	119.39	119.07
2015/08/25	59922	13987	30.4%	98981	-37084	-27.3%	39059	-51071	-56.7%	158903	-23097	-12.7%	118.92	121.44
2015/08/18	45935	167	0.4%	136065	-14929	-9.9%	90130	-15096	-14.3%	182000	-14762	-7.5%	124.38	122.13
2015/08/11	45768	-4138	-8.3%	150994	21372	16.5%	105226	25510	32.0%	196762	17234	9.6%	125.12	124.29
2015/08/04	49906	3636	7.9%	129622	19814	18.0%	79716	16178	25.5%	179528	23450	15.0%	124.37	124.22
2015/07/28	46270	-4629	-9.1%	109808	-3405	-3.0%	63538	1224	2.0%	156078	-8034	-4.9%	123.60	123.95
2015/07/21	50899	1732	3.5%	113213	16675	17.3%	62314	14943	31.5%	164112	18407	12.6%	123.88	123.81
2015/07/14	49167	3097	6.7%	96538	-13161	-12.0%	47371	-16258	-25.6%	145705	-10064	-6.5%	123.38	124.07
2015/07/07	46070	591	1.3%	109699	-14602	-11.7%	63629	-15193	-19.3%	155769	-14011	-8.3%	122.47	122.80
2015/06/30	45479	6460	16.6%	124301	-2435	-1.9%	78822	-8895	-10.1%	169780	4025	2.4%	122.40	122.77
2015/06/23	39019	-25741	-39.7%	126736	-18688	-12.9%	87717	7053	8.7%	165755	-44429	-21.1%	123.92	123.80
2015/06/16	64760	22320	52.6%	145424	-13302	-8.4%	80664	-35622	-30.6%	210184	9018	4.5%	123.38	122.71
2015/06/09	42440	-4241	-9.1%	158726	26352	19.9%	116286	30593	35.7%	201166	22111	12.3%	124.34	123.40
2015/06/02	46681	-3529	-7.0%	132374	19940	17.7%	85693	23469	37.7%	179055	16411	10.1%	124.09	125.65
2015/05/26	50210	-13188	-20.8%	112434	27031	31.7%	62224	40219	182.8%	162644	13843	9.3%	123.05	124.11
2015/05/19	63398	25550	67.5%	85403	23962	39.0%	22005	-1588	-6.7%	148801	49512	49.9%	120.64	121.56
2015/05/12	37848	-4004	-9.6%	61441	-11594	-15.9%	23593	-7590	-24.3%	99289	-15598	-13.6%	119.84	119.33
2015/05/05	41852	-6869	-14.1%	73035	18821	34.7%	31183	25690	467.7%	114887	11952	11.6%	119.86	119.72
2015/04/28	48721	-2799	-5.4%	54214	-11754	-17.8%	5493	-8955	-62.0%	102935	-14553	-12.4%	118.85	120.18
2015/04/21	51520	-3263	-6.0%	65968	-11885	-15.3%	14448	-8622	-37.4%	117488	-15148	-11.4%	119.69	118.88
2015/04/14	54783	1463	2.7%	77853	84	0.1%	23070	-1379	-5.6%	132636	1547	1.2%	119.37	118.83
2015/04/07	53320	8911	20.1%	77769	9436	13.8%	24449	525	2.2%	131089	18347	16.3%	120.32	120.20
2015/03/31	44409			68333			23924			112742			120.08	118.96

**JAPANESE YEN - CHICAGO MERCANTILE EXCHANGE**  
**FUTURES ONLY POSITIONS**

— 金曜終値 — 火曜終値 — Short枚数 — Long枚数 — 売り越し枚数(マイナスの場合は買越しと読替え)

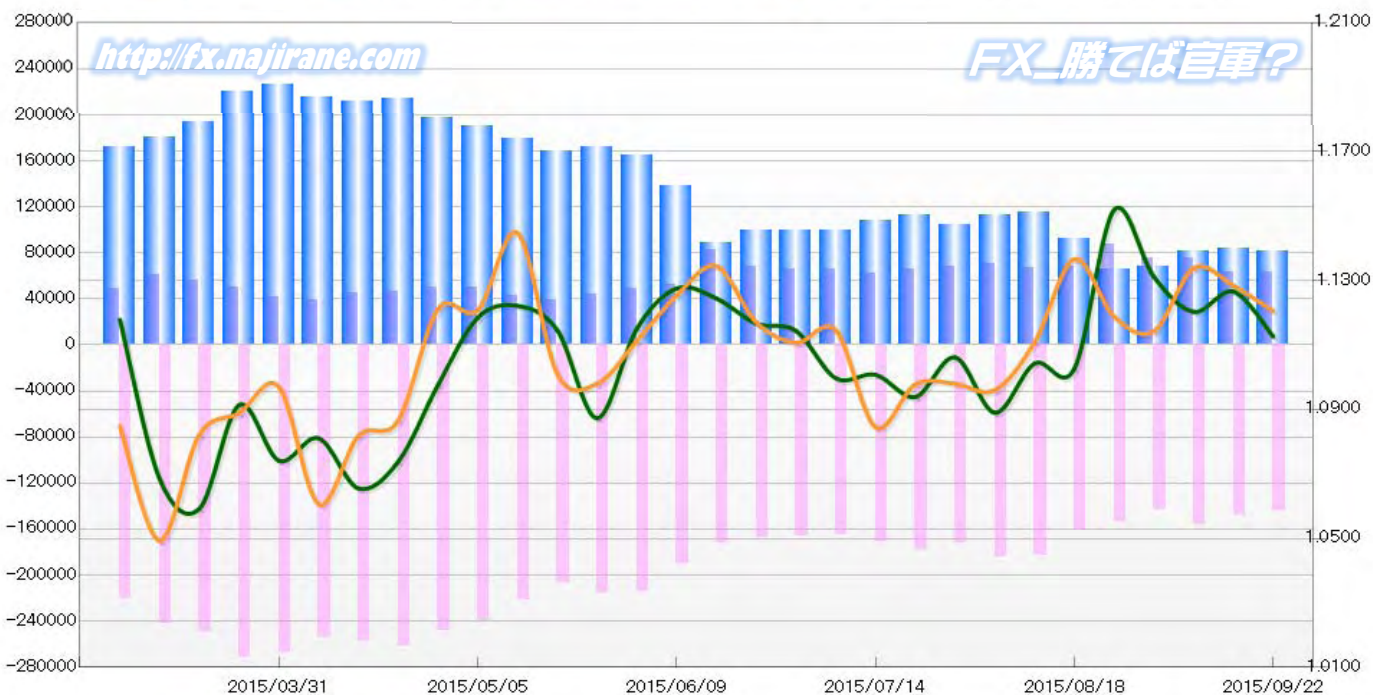


**EURO FX - CHICAGO MERCANTILE EXCHANGE** Code-099741  
**2015/03/31 ~ 2015/09/22** 2015/09/25 NYクローズ時公表値

Report_Date	Non Commercial Positions											火曜日 引け値	金曜日 引け値	
	Long	増減		Short	増減		売り越し	増減		売買計	増減			
2015/09/22	63526	110	0.2%	144559	-3059	-2.1%	81033	-3169	-3.8%	208085	-2949	-1.4%	1.1126	1.1205
2015/09/15	63416	-12299	-16.2%	147618	-9338	-5.9%	84202	2961	3.6%	211034	-21637	-9.3%	1.1266	1.1284
2015/09/08	75715	805	1.1%	156956	14189	9.9%	81241	13384	19.7%	232671	14994	6.9%	1.1203	1.1339
2015/09/01	74910	-12897	-14.7%	142767	-11118	-7.2%	67857	1779	2.7%	217677	-24015	-9.9%	1.1311	1.1143
2015/08/25	87807	19334	28.2%	153885	-7320	-4.5%	66078	-26654	-28.7%	241692	12014	5.2%	1.1520	1.1188
2015/08/18	68473	1100	1.6%	161205	-21378	-11.7%	92732	-22478	-19.5%	229678	-20278	-8.1%	1.1027	1.1367
2015/08/11	67373	-3247	-4.6%	182583	-1431	-0.8%	115210	1816	1.6%	249956	-4678	-1.8%	1.1043	1.1109
2015/08/04	70620	2778	4.1%	184014	12164	7.1%	113394	9386	9.0%	254634	14942	6.2%	1.0890	1.0960
2015/07/28	67842	2114	3.2%	171850	-6854	-3.8%	104008	-8968	-7.9%	239692	-4740	-1.9%	1.1062	1.0980
2015/07/21	65728	3052	4.9%	178704	8247	4.8%	112976	5195	4.8%	244432	11299	4.8%	1.0939	1.0978
2015/07/14	62676	-3485	-5.3%	170457	5030	3.0%	107781	8515	8.6%	233133	1545	0.7%	1.1008	1.0845
2015/07/07	66161	607	0.9%	165427	-162	-0.1%	99266	-769	-0.8%	231588	445	0.2%	1.0997	1.1146
2015/06/30	65554	-2313	-3.4%	165589	-1584	-0.9%	100035	729	0.7%	231143	-3897	-1.7%	1.1144	1.1107
2015/06/23	67867	-14847	-17.9%	167173	-4898	-2.8%	99306	9949	11.1%	235040	-19745	-7.7%	1.1167	1.1171
2015/06/16	82714	30071	57.1%	172071	-18546	-9.7%	89357	-48617	-35.2%	254785	11525	4.7%	1.1245	1.1345
2015/06/09	52643	3172	6.4%	190617	-24366	-11.3%	137974	-27538	-16.6%	243260	-21194	-8.0%	1.1276	1.1254
2015/06/02	49471	5250	11.9%	214983	-978	-0.5%	165512	-6228	-3.6%	264454	4272	1.6%	1.1151	1.1113
2015/05/26	44221	5463	14.1%	215961	8864	4.3%	171740	3401	2.0%	260182	14327	5.8%	1.0873	1.0980
2015/05/19	38758	-4575	-10.6%	207097	-15212	-6.8%	168339	-10637	-5.9%	245855	-19787	-7.4%	1.1146	1.1010
2015/05/12	43333	-6783	-13.5%	222309	-17934	-7.5%	178976	-11151	-5.9%	265642	-24717	-8.5%	1.1222	1.1448
2015/05/05	50116	-618	-1.2%	240243	-8257	-3.3%	190127	-7639	-3.9%	290359	-8875	-3.0%	1.1185	1.1208
2015/04/28	50734	3913	8.4%	248500	-12966	-5.0%	197766	-16879	-7.9%	299234	-9053	-2.9%	1.0976	1.1212
2015/04/21	46821	1557	3.4%	261466	3855	1.5%	214645	2298	1.1%	308287	5412	1.8%	1.0738	1.0866
2015/04/14	45264	5820	14.8%	257611	2909	1.1%	212347	-2911	-1.4%	302875	8729	3.0%	1.0655	1.0818
2015/04/07	39444	-2265	-5.4%	254702	-13567	-5.1%	215258	-11302	-5.0%	294146	-15832	-5.1%	1.0811	1.0606
2015/03/31	41709			268269			226560			309978			1.0741	1.0970

**EURO FX - CHICAGO MERCANTILE EXCHANGE  
FUTURES ONLY POSITIONS**

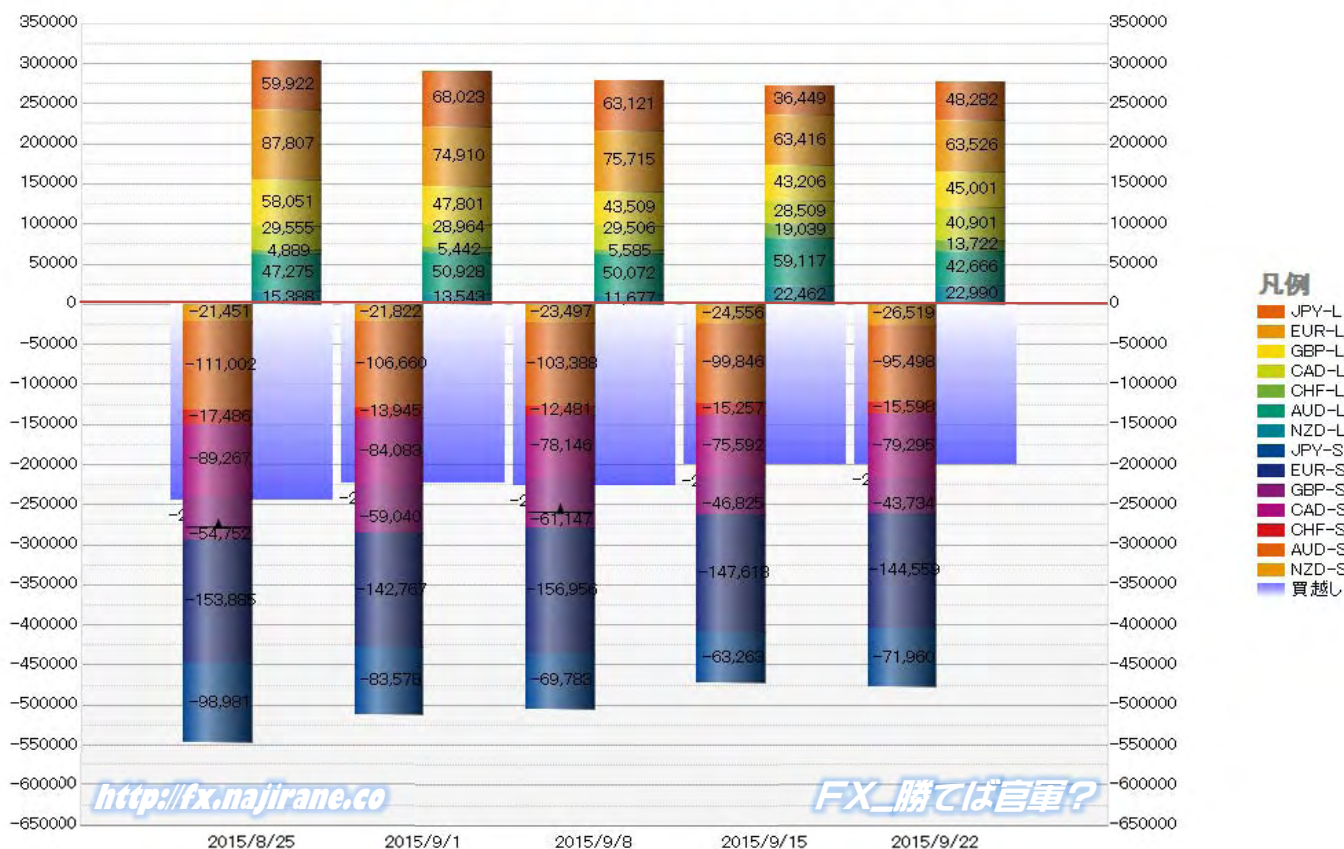
— 金曜締め週終値 — 火曜締め週終値 — Short枚数 — Long枚数 — 売り越し枚数(マイナスの場合は買越しと読替え)





	2015/08/25			2015/09/01			2015/09/08			2015/09/15			2015/09/22		
	Long	Short	売り越し	Long	Short	売り越し	Long	Short	売り越し	Long	Short	売り越し	Long	Short	売り越し
JPY	59922	98981	39059	68023	83578	15555	63121	69783	6662	36449	63263	26814	<b>48282</b>	<b>71960</b>	<b>23678</b>
	前週比 枚数増減 (枚)			8101	-15403	-23504	-4902	-13795	-8893	-26672	-6520	20152	11833	8697	-3136
	前週比 枚数増減 (%)			13.52%	-15.56%	-60.18%	-7.21%	-16.51%	-57.17%	-42.26%	-9.34%	302.49%	32.46%	13.75%	-11.70%
EUR	87807	153885	66078	74910	142767	67857	75715	156956	81241	63416	147618	84202	<b>63526</b>	<b>144559</b>	<b>81033</b>
	前週比 枚数増減 (枚)			-12897	-11118	1779	805	14189	13384	-12299	-9338	2961	110	-3059	-3169
	前週比 枚数増減 (%)			-14.69%	-7.22%	2.69%	1.07%	9.94%	19.72%	-16.24%	-5.95%	3.64%	0.17%	-2.07%	-3.76%
GBP	58051	54752	-3299	47801	59040	11239	43509	61147	17638	43206	46825	3619	<b>45001</b>	<b>43734</b>	<b>-1267</b>
	前週比 枚数増減 (枚)			-10250	4288	14538	-4292	2107	6399	-303	-14322	-14019	1795	-3091	-4886
	前週比 枚数増減 (%)			-17.66%	7.83%	-440.68%	-8.98%	3.57%	56.94%	-0.70%	-23.42%	-79.48%	4.15%	-6.60%	-135.01%
AUD	47275	111002	63727	50928	106660	55732	50072	103388	53316	59117	99846	40729	<b>42666</b>	<b>95498</b>	<b>52832</b>
	前週比 枚数増減 (枚)			3653	-4342	-7995	-856	-3272	-2416	9045	-3542	-12587	-16451	-4348	12103
	前週比 枚数増減 (%)			7.73%	-3.91%	-12.55%	-1.68%	-3.07%	-4.34%	18.06%	-3.43%	-23.61%	-27.83%	-4.35%	29.72%
CAD	29555	89267	59712	28964	84083	55119	29506	78146	48640	28509	75592	47083	<b>40901</b>	<b>79295</b>	<b>38394</b>
	前週比 枚数増減 (枚)			-591	-5184	-4593	542	-5937	-6479	-997	-2554	-1557	12392	3703	-8689
	前週比 枚数増減 (%)			-2.00%	-5.81%	-7.69%	1.87%	-7.06%	-11.75%	-3.38%	-3.27%	-3.20%	43.47%	4.90%	-18.45%
CHF	4889	17486	12597	5442	13945	8503	5585	12481	6896	19039	15257	-3782	<b>13722</b>	<b>15598</b>	<b>1876</b>
	前週比 枚数増減 (枚)			553	-3541	-4094	143	-1464	-1607	13454	2776	-10678	-5317	341	5658
	前週比 枚数増減 (%)			11.31%	-20.25%	-32.50%	2.63%	-10.50%	-18.90%	240.90%	22.24%	-154.84%	-27.93%	2.24%	-149.60%
NZD	15388	21451	6063	13543	21822	8279	11677	23497	11820	22462	24556	2094	<b>22990</b>	<b>26519</b>	<b>3529</b>
	前週比 枚数増減 (枚)			-1845	371	2216	-1866	1675	3541	10785	1059	-9726	528	1963	1435
	前週比 枚数増減 (%)			-11.99%	1.73%	36.55%	-13.78%	7.68%	42.77%	92.36%	4.51%	-82.28%	2.35%	7.99%	68.53%
MXN	20401	103454	83053	21353	98290	76937	22880	93831	70951	21749	77034	55285	<b>47626</b>	<b>59982</b>	<b>12356</b>
	前週比 枚数増減 (枚)			952	-5164	-6116	1527	-4459	-5986	-1131	-16797	-15666	25877	-17052	-42929
	前週比 枚数増減 (%)			4.67%	-4.99%	-7.36%	7.15%	-4.54%	-7.78%	-4.94%	-17.90%	-22.08%	118.98%	-22.14%	-77.65%
Total All 8	323288	650278	326990	310964	610185	299221	302065	599229	297164	293947	549991	256044	<b>324714</b>	<b>537145</b>	<b>212431</b>
	前週比 枚数増減 (枚)			-12324	-40093	-27769	-8899	-10956	-2057	-8118	-49238	-41120	30767	-12846	-43613
	前週比 枚数増減 (%)			-3.81%	-6.17%	-8.49%	-2.86%	-1.80%	-0.69%	-2.69%	-8.22%	-13.84%	10.47%	-2.34%	-17.03%
Total 7 (MXN除く)	302887	546824	243937	289611	511895	222284	279185	505398	226213	272198	472957	200759	<b>277088</b>	<b>477163</b>	<b>200075</b>
	前週比 枚数増減 (枚)			-13276	-34929	-21653	-10426	-6497	3929	-6987	-32441	-25454	4890	4206	-684
	前週比 枚数増減 (%)			-4.4%	-6.4%	-8.9%	-3.6%	-1.3%	1.8%	-2.5%	-6.4%	-11.3%	1.8%	0.9%	-0.3%

### 直近5週 CFTC IMM主要7通貨の構成

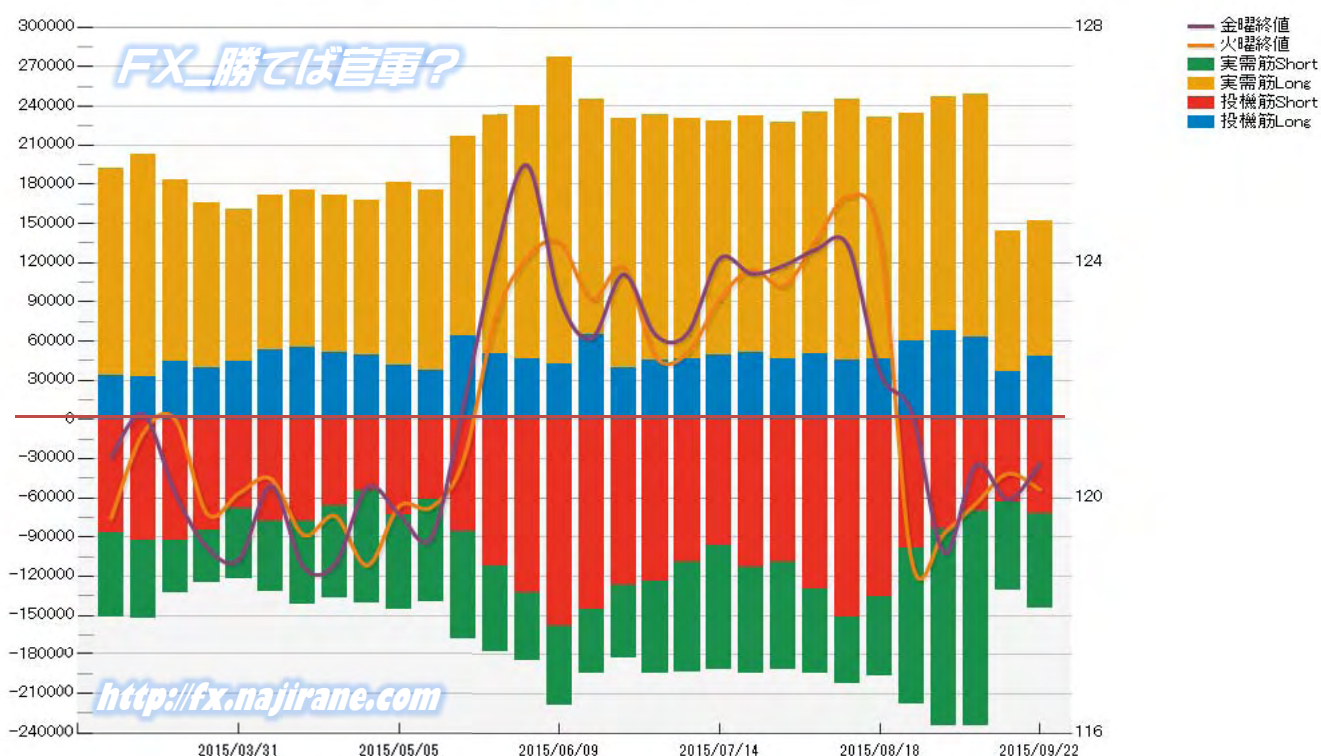


**JAPANESE YEN - CHICAGO MERCANTILE EXCHANGE  
FUTURES ONLY POSITIONS**

**Code-097741  
2015/09/25 公表値**

Date	投機筋集計				実需筋集計				投機筋+実需筋合計				ドル円終値	
	円買い	円売り	売り越し	売買計	円買い	円売り	売り越し	売買計	円買い	円売り	売り越し	売買計	火曜締め	金曜締め
2015/09/22	48282	71960	23678	120242	103792	72205	-31587	175997	152074	144165	-7909	296239	120.14	120.58
2015/09/15	36449	63263	26814	99712	107374	67815	-39559	175189	143823	131078	-12745	274901	120.41	119.97
2015/09/08	63121	69783	6662	132904	185864	164852	-21012	350716	248985	234635	-14350	483620	119.90	120.56
2015/09/01	68023	83578	15555	151601	179349	150846	-28503	330195	247372	234424	-12948	481796	119.39	119.07
2015/08/25	59922	98981	39059	158903	173759	119045	-54714	292804	233681	218026	-15655	451707	118.92	121.44
2015/08/18	45935	136065	90130	182000	185657	60438	-125219	246095	231592	196503	-35089	428095	124.38	122.13
2015/08/11	45768	150994	105226	196762	199520	51445	-148075	250965	245288	202439	-42849	447727	125.12	124.29
2015/08/04	49906	129622	79716	179528	185079	65098	-119981	250177	234985	194720	-40265	429705	124.37	124.22
2015/07/28	46270	109808	63538	156078	180620	81388	-99232	262008	226890	191196	-35694	418086	123.60	123.95
2015/07/21	50899	113213	62314	164112	181299	81664	-99635	262963	232198	194877	-37321	427075	123.88	123.81
2015/07/14	49167	96538	47371	145705	178906	95409	-83497	274315	228073	191947	-36126	420020	123.38	124.07
2015/07/07	46070	109699	63629	155769	184004	83539	-100465	267543	230074	193238	-36836	423312	122.47	122.80
2015/06/30	45479	124301	78822	169780	187745	70463	-117282	258208	233224	194764	-38460	427988	122.40	122.77
2015/06/23	39019	126736	87717	165755	190910	55586	-135324	246496	229929	182322	-47607	412251	123.92	123.80
2015/06/16	64760	145424	80664	210184	180102	49482	-130620	229584	244862	194906	-49956	439768	123.38	122.71
2015/06/09	42440	158726	116286	201166	234607	60130	-174477	294737	277047	218856	-58191	495903	124.34	123.40
2015/06/02	46681	132374	85693	179055	193122	52276	-140846	245398	239803	184650	-55153	424453	124.09	125.65
2015/05/26	50210	112434	62224	162644	183190	65232	-117958	248422	233400	177666	-55734	411066	123.05	124.11
2015/05/19	63398	85403	22005	148801	153519	82936	-70583	236455	216917	168339	-48578	385256	120.64	121.56
2015/05/12	37848	61441	23593	99289	137626	78612	-59014	216238	175474	140053	-35421	315527	119.84	119.33
2015/05/05	41852	73035	31183	114887	139448	72449	-66999	211897	181300	145484	-35816	326784	119.86	119.72
2015/04/28	48721	54214	5493	102935	118521	85966	-32555	204487	167242	140180	-27062	307422	118.85	120.18
2015/04/21	51520	65968	14448	117488	120368	70330	-50038	190698	171888	136298	-35590	308186	119.69	118.88
2015/04/14	54783	77853	23070	132636	121029	64194	-56835	185223	175812	142047	-33765	317859	119.37	118.83
2015/04/07	53320	77769	24449	131089	118118	54475	-63643	172593	171438	132244	-39194	303682	120.32	120.20
2015/03/31	44409	68333	23924	112742	116378	53965	-62413	170343	160787	122298	-38489	283085	120.08	118.96
2015/03/24	39156	85061	45905	124217	126021	40043	-85978	166064	165177	125104	-40073	290281	119.73	119.15
2015/03/17	44496	92550	48054	137046	138442	40731	-97711	179173	182938	133281	-49657	316219	121.33	120.08
2015/03/10	32898	92285	59387	125183	169840	59731	-110109	229571	202738	152016	-50722	354754	121.10	121.42
2015/03/03	33944	86465	52521	120409	158423	64993	-93430	223416	192367	151458	-40909	343825	119.65	120.69

**JAPANESE YEN - CHICAGO MERCANTILE EXCHANGE  
FUTURES ONLY POSITIONS Code-097741**



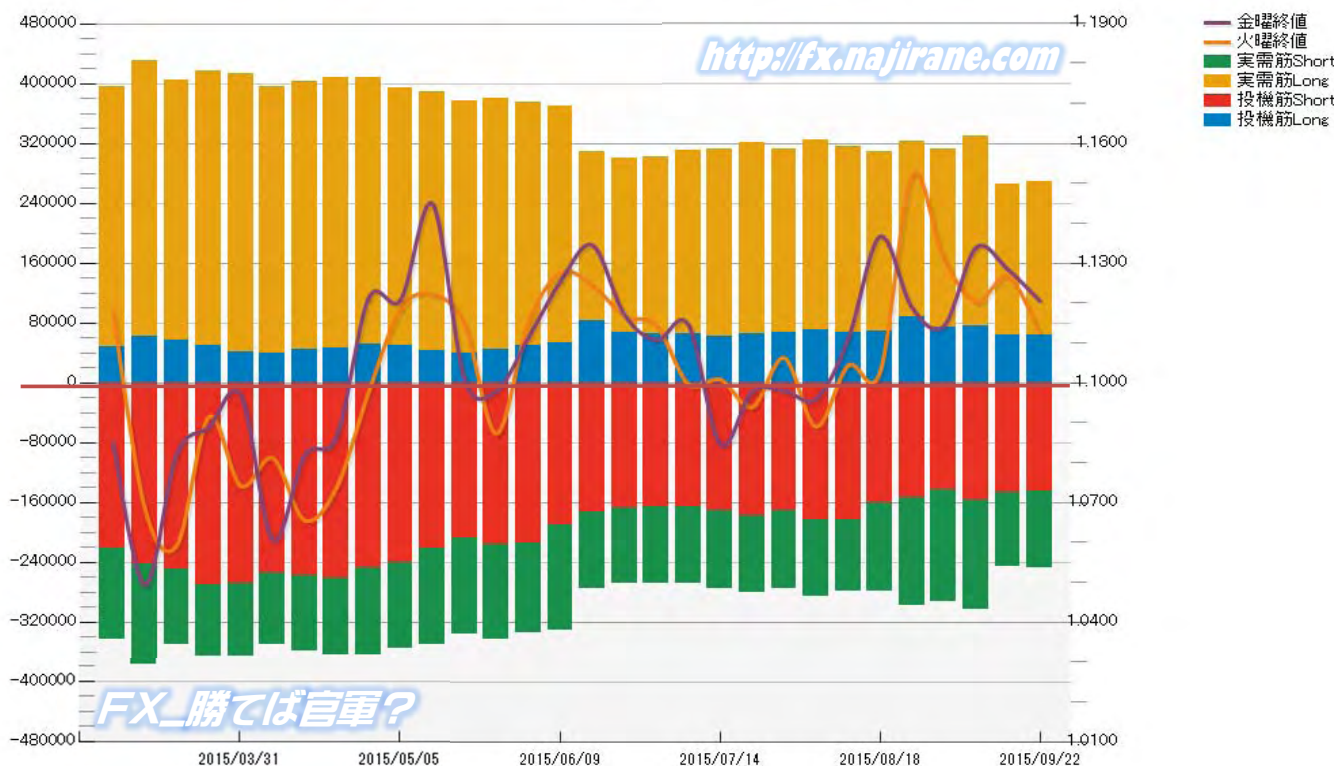


**EURO FX - CHICAGO MERCANTILE EXCHANGE**  
**FUTURES ONLY POSITIONS**

**Code-099741**  
**2015/09/25 公表値**

Date	投機筋集計				実需筋集計				投機筋+実需筋合計				ユーロドル終値	
	EUR買い	EUR売り	売り越し	売買計	EUR買い	EUR売り	売り越し	売買計	EUR買い	EUR売り	売り越し	売買計	火曜締め	金曜締め
2015/09/22	63526	144559	81033	208085	204828	102714	-102114	307542	268354	247273	-21081	515627	1.1126	1.1205
2015/09/15	63416	147618	84202	211034	201476	99066	-102410	300542	264892	246684	-18208	511576	1.1266	1.1284
2015/09/08	75715	156956	81241	232671	254844	146399	-108445	401243	330559	303355	-27204	633914	1.1203	1.1339
2015/09/01	74910	142767	67857	217677	238443	150100	-88343	388543	313353	292867	-20486	606220	1.1311	1.1143
2015/08/25	87807	153885	66078	241692	235992	144841	-91151	380833	323799	298726	-25073	622525	1.1520	1.1188
2015/08/18	68473	161205	92732	229678	240738	118412	-122326	359150	309211	279617	-29594	588828	1.1027	1.1367
2015/08/11	67373	182583	115210	249956	248825	96502	-152323	345327	316198	279085	-37113	595283	1.1043	1.1109
2015/08/04	70620	184014	113394	254634	254646	102623	-152023	357269	325266	286637	-38629	611903	1.0890	1.0960
2015/07/28	67842	171850	104008	239692	244469	103550	-140919	348019	312311	275400	-36911	587711	1.1062	1.0980
2015/07/21	65728	178704	112976	244432	254622	101507	-153115	356129	320350	280211	-40139	600561	1.0939	1.0978
2015/07/14	62676	170457	107781	233133	249129	105205	-143924	354334	311805	275662	-36143	587467	1.1008	1.0845
2015/07/07	66161	165427	99266	231588	245408	103930	-141478	349338	311569	269357	-42212	580926	1.0997	1.1146
2015/06/30	65554	165589	100035	231143	236963	102207	-134756	339170	302517	267796	-34721	570313	1.1144	1.1107
2015/06/23	67867	167173	99306	235040	233162	101253	-131909	334415	301029	268426	-32603	569455	1.1167	1.1171
2015/06/16	82714	172071	89357	254785	225812	102841	-122971	328653	308526	274912	-33614	583438	1.1245	1.1345
2015/06/09	52643	190617	137974	243260	316710	139995	-176715	456705	369353	330612	-38741	699965	1.1276	1.1254
2015/06/02	49471	214983	165512	264454	326452	119316	-207136	445768	375923	334299	-41624	710222	1.1151	1.1113
2015/05/26	44221	215961	171740	260182	336026	127583	-208443	463609	380247	343544	-36703	723791	1.0873	1.0980
2015/05/19	38758	207097	168339	245855	338273	129839	-208434	468112	377031	336936	-40095	713967	1.1146	1.1010
2015/05/12	43333	222309	178976	265642	345101	127933	-217168	473034	388434	350242	-38192	738676	1.1222	1.1448
2015/05/05	50116	240243	190127	290359	343981	116070	-227911	460051	394097	356313	-37784	750410	1.1185	1.1208
2015/04/28	50734	248500	197766	299234	356986	116294	-240692	473280	407720	364794	-42926	772514	1.0976	1.1212
2015/04/21	46821	261466	214645	308287	361058	102833	-258225	463891	407879	364299	-43580	772178	1.0738	1.0866
2015/04/14	45264	257611	212347	302875	358360	101060	-257300	459420	403624	358671	-44953	762295	1.0655	1.0818
2015/04/07	39444	254702	215258	294146	356228	96223	-260005	452451	395672	350925	-44747	746597	1.0811	1.0606
2015/03/31	41709	268269	226560	309978	372420	97951	-274469	470371	414129	366220	-47909	780349	1.0741	1.0970
2015/03/24	50148	271111	220963	321259	366788	94933	-271855	461721	416936	366044	-50892	782980	1.0914	1.0889
2015/03/17	56329	250103	193774	306432	348754	101065	-247689	449819	405083	351168	-53915	756251	1.0592	1.0822
2015/03/10	61271	242344	181073	303615	369650	136170	-233480	505820	430921	378514	-52407	809435	1.0685	1.0493
2015/03/03	48467	220856	172389	269323	347041	122394	-224647	469435	395508	343250	-52258	738758	1.1179	1.0849

**EURO FX - CHICAGO MERCANTILE EXCHANGE**  
**FUTURES ONLY POSITIONS Code-099741**



# CME Daily Volume

シカゴ・マーカントイル取引所 取扱高日次データ

FX\_勝てば官軍?

<http://fx.najirane.com>

EU Euro		取扱高			当日含む前5営業日計			参考レート	
Date	CALL	PUT	FUTURE	CALL	PUT	FUTURE	Open	Close	
2015/9/24 (木)	8182	10897	244988	56687	72734	1099759	1.1188	1.1175	
2015/9/23 (水)	6985	9388	223228	59870	86853	1128029	1.1126	1.1188	
2015/9/22 (火)	14588	14426	198255	59081	92004	1082612	1.1189	1.1126	
2015/9/21 (月)	11462	17536	200667	52266	89315	1038348	1.1287	1.1189	
2015/9/18 (金)	15470	20487	232621	45367	78846	1003349	1.1416	1.1284	
2015/9/17 (木)	11365	25016	273258	39896	71924	1108818	1.1289	1.1416	
2015/9/16 (水)	6196	14539	177811	37332	60907	1394032	1.1266	1.1289	
2015/9/15 (火)	7773	11737	153991	40560	53082	1643610	1.1317	1.1266	
2015/9/14 (月)	4563	7067	165668	41611	57604	1883578	1.1338	1.1317	
2015/9/11 (金)	9999	13565	338090	56632	77357	1987712	1.1276	1.1339	

AUS Dollar		取扱高			当日含む前5営業日計			参考レート	
Date	CALL	PUT	FUTURE	CALL	PUT	FUTURE	Open	Close	
2015/9/24 (木)	2466	1386	92401	8319	8091	374419	0.7005	0.6984	
2015/9/23 (水)	1783	2001	64502	15196	8074	393584	0.7084	0.7005	
2015/9/22 (火)	1208	2027	64895	15780	7401	401674	0.7133	0.7084	
2015/9/21 (月)	752	1297	59877	16256	5960	396391	0.7186	0.7134	
2015/9/18 (金)	2110	1380	92744	17380	5612	406692	0.7166	0.7195	
2015/9/17 (木)	9343	1369	111566	18153	5102	407975	0.7190	0.7168	
2015/9/16 (水)	2367	1328	72592	31683	7663	560075	0.7137	0.7190	
2015/9/15 (火)	1684	586	59612	30516	7849	675663	0.7132	0.7137	
2015/9/14 (月)	1876	949	70178	32526	9453	814665	0.7087	0.7132	
2015/9/11 (金)	2883	870	94027	33053	12496	863243	0.7074	0.7085	

CHE Franc		取扱高			当日含む前5営業日計			参考レート	
Date	CALL	PUT	FUTURE	CALL	PUT	FUTURE	Open	Close	
2015/9/24 (木)	73	38	17486	820	1144	77341	1.0213	1.0222	
2015/9/23 (水)	41	26	14228	844	1146	79838	1.0256	1.0213	
2015/9/22 (火)	480	70	11707	839	1280	81258	1.0287	1.0259	
2015/9/21 (月)	116	941	15409	486	1322	81936	1.0312	1.0287	
2015/9/18 (金)	110	69	18511	381	381	77724	1.0392	1.0318	
2015/9/17 (木)	97	40	19983	274	337	88114	1.0298	1.0392	
2015/9/16 (水)	36	160	15648	423	372	116649	1.0268	1.0298	
2015/9/15 (火)	127	112	12385	474	348	143048	1.0330	1.0268	
2015/9/14 (月)	11	0	11197	404	281	159717	1.0323	1.0330	
2015/9/11 (金)	3	25	28901	653	330	167570	1.0275	1.0322	

JPN Yen		取扱高			当日含む前5営業日計			参考レート	
Date	CALL	PUT	FUTURE	CALL	PUT	FUTURE	Open	Close	
2015/9/24 (木)	6106	3477	203179	25511	12848	705277	120.21	120.26	
2015/9/23 (水)	4356	2781	110467	24745	13743	661014	120.14	120.22	
2015/9/22 (火)	7125	3034	120688	24161	12894	660633	120.57	120.14	
2015/9/21 (月)	1801	982	98455	21682	12979	698649	120.13	120.57	
2015/9/18 (金)	6123	2574	172488	23139	13688	723926	120.20	119.97	
2015/9/17 (木)	5340	4372	158916	22411	14262	716226	120.59	120.20	
2015/9/16 (水)	3772	1932	110086	20230	12188	903952	120.41	120.59	
2015/9/15 (火)	4646	3119	158704	22961	17812	1135094	120.23	120.41	
2015/9/14 (月)	3258	1691	123732	21529	17688	1290053	120.54	120.23	
2015/9/11 (金)	5395	3148	164788	31956	24057	1412934	120.69	120.56	

CAN Dollar		取扱高			当日含む前5営業日計			参考レート	
Date	CALL	PUT	FUTURE	CALL	PUT	FUTURE	Open	Close	
2015/9/24 (木)	1664	1992	63892	8636	8279	324743	0.7504	0.7497	
2015/9/23 (水)	883	1010	74646	9154	8192	338636	0.7534	0.7503	
2015/9/22 (火)	2081	1545	45268	9313	8915	327018	0.7547	0.7535	
2015/9/21 (月)	1738	1458	55917	7625	7896	321593	0.7562	0.7547	
2015/9/18 (金)	2270	2274	85020	6305	6944	321985	0.7586	0.7567	
2015/9/17 (木)	2182	1905	77785	5497	5974	356114	0.7590	0.7586	
2015/9/16 (水)	1042	1733	63028	5258	5271	455216	0.7546	0.7590	
2015/9/15 (火)	393	526	39843	6998	5158	542540	0.7542	0.7545	
2015/9/14 (月)	418	506	56309	9819	5959	648789	0.7543	0.7543	
2015/9/11 (金)	1462	1304	119149	11253	9668	672816	0.7554	0.7545	

NZL Dollar		取扱高			当日含む前5営業日計			参考レート	
Date	CALL	PUT	FUTURE	CALL	PUT	FUTURE	Open	Close	
2015/9/24 (木)	0	0	17433	0	0	91647	0.6271	0.6320	
2015/9/23 (水)	0	0	12093	0	0	94547	0.6289	0.6272	
2015/9/22 (火)	0	0	14747	0	0	89162	0.6318	0.6289	
2015/9/21 (月)	0	0	21980	0	0	88845	0.6391	0.6318	
2015/9/18 (金)	0	0	28294	0	0	83889	0.6356	0.6407	
2015/9/17 (木)	0	0	12048	0	0	83456	0.6373	0.6357	
2015/9/16 (水)	0	0	11776	0	0	108757	0.6351	0.6373	
2015/9/15 (火)	0	0	9791	0	0	131719	0.6327	0.6351	
2015/9/14 (月)	0	0	21547	0	0	158361	0.6325	0.6327	
2015/9/11 (金)	0	0	53595	0	0	171931	0.6296	0.6317	

MEX Peso		取扱高			当日含む前5営業日計			参考レート	
Date	CALL	PUT	FUTURE	CALL	PUT	FUTURE	Open	Close	
2015/9/24 (木)	11	21	82418	166	167	244762	5.8247	5.9255	
2015/9/23 (水)	43	63	35929	213	190	234777	5.9309	5.8524	
2015/9/22 (火)	106	28	55953	181	150	222648	5.9714	5.9201	
2015/9/21 (月)	0	0	26359	75	123	191792	6.0202	5.9972	
2015/9/18 (金)	6	55	44103	75	134	184861	6.0630	6.0097	
2015/9/17 (木)	58	44	72433	99	200	195065	6.0240	6.0601	
2015/9/16 (水)	11	23	23800	49	166	252904	5.9992	6.0327	
2015/9/15 (火)	0	1	25097	38	143	365550	5.9798	5.9767	
2015/9/14 (月)	0	11	19428	52	154	417271	5.9499	5.9632	
2015/9/11 (金)	30	121	54307	52	143	444210	5.9682	5.9427	