

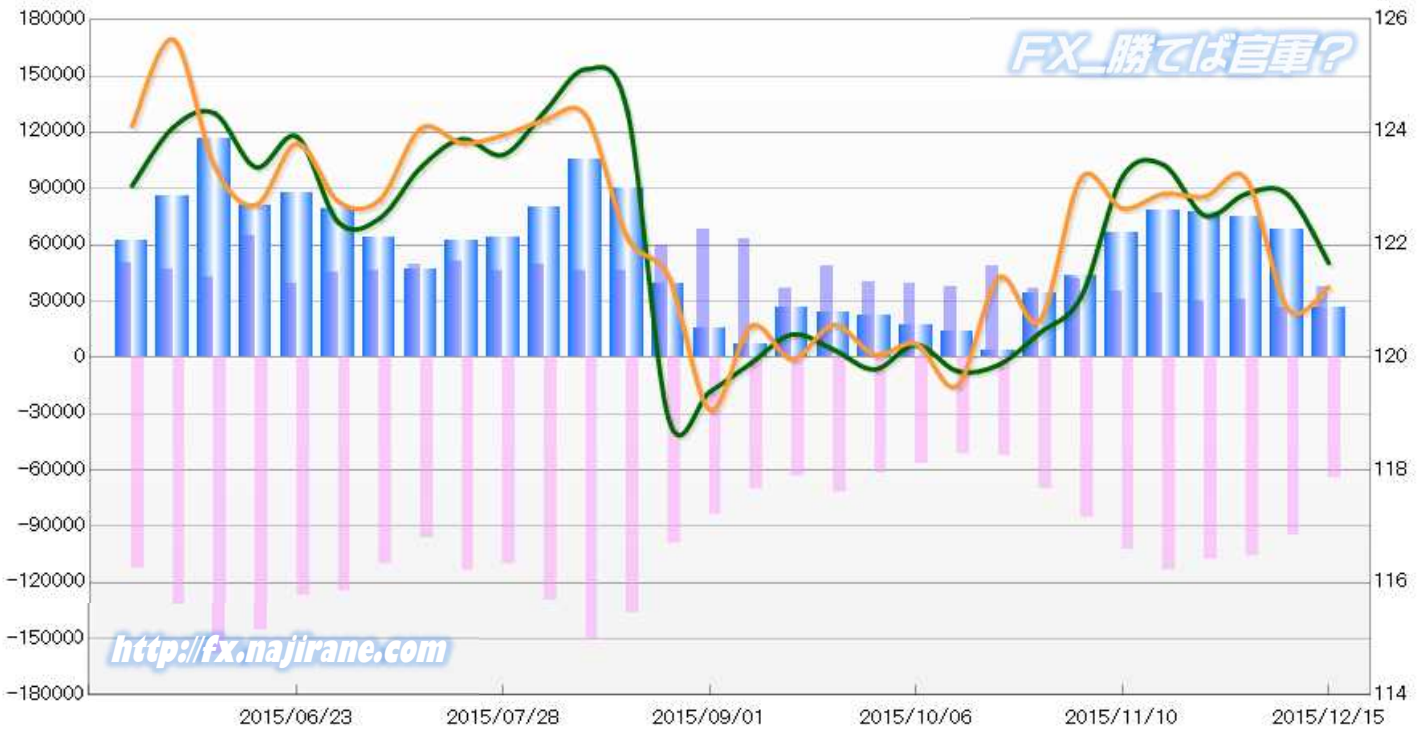
JAPANESE YEN - CHICAGO MERCANTILE EXCHANGE
2015/06/23 ~ 2015/12/15

Code-097741
2015/12/18 NYクローズ時公表値

Report_Date	Non Commercial Positions												火曜日 引け値	金曜日 引け値
	Long	増減	増減(%)	Short	増減	増減(%)	売り越し	増減	増減(%)	売買計	増減	増減(%)		
2015/12/15	37301	10901	41.3%	63881	-30569	-32.4%	26580	-41470	-60.9%	101182	-19668	-16.3%	121.68	121.25
2015/12/08	26400	-4828	-15.5%	94450	-11679	-11.0%	68050	-6851	-9.1%	120850	-16507	-12.0%	122.90	120.87
2015/12/01	31228	951	3.1%	106129	-1484	-1.4%	74901	-2435	-3.1%	137357	-533	-0.4%	122.91	123.17
2015/11/24	30277	-4198	-12.2%	107613	-5473	-4.8%	77336	-1275	-1.6%	137890	-9671	-6.6%	122.52	122.86
2015/11/17	34475	-606	-1.7%	113086	11117	10.9%	78611	11723	17.5%	147561	10511	7.7%	123.42	122.91
2015/11/10	35081	-6408	-15.4%	101969	16693	19.6%	66888	23101	52.8%	137050	10285	8.1%	123.21	122.65
2015/11/03	41489	5052	13.9%	85276	14928	21.2%	43787	9876	29.1%	126765	19980	18.7%	121.08	123.19
2015/10/27	36437	-12310	-25.3%	70348	17962	34.3%	33911	30272	831.9%	106785	5652	5.6%	120.44	120.66
2015/10/20	48747	10743	28.3%	52386	550	1.1%	3639	-10193	-73.7%	101133	11293	12.6%	119.87	121.42
2015/10/13	38004	-1046	-2.7%	51836	-4813	-8.5%	13832	-3767	-21.4%	89840	-5859	-6.1%	119.76	119.50
2015/10/06	39050	-703	-1.8%	56649	-5156	-8.3%	17599	-4453	-20.2%	95699	-5859	-5.8%	120.23	120.24
2015/09/29	39753	-8529	-17.7%	61805	-10155	-14.1%	22052	-1626	-6.9%	101558	-18684	-15.5%	119.79	120.05
2015/09/22	48282	11833	32.5%	71960	8697	13.7%	23678	-3136	-11.7%	120242	20530	20.6%	120.14	120.58
2015/09/15	36449	-26672	-42.3%	63263	-6520	-9.3%	26814	20152	302.5%	99712	-33192	-25.0%	120.41	119.97
2015/09/08	63121	-4902	-7.2%	69783	-13795	-16.5%	6662	-8893	-57.2%	132904	-18697	-12.3%	119.90	120.56
2015/09/01	68023	8101	13.5%	83578	-15403	-15.6%	15555	-23504	-60.2%	151601	-7302	-4.6%	119.39	119.07
2015/08/25	59922	13987	30.4%	98981	-37084	-27.3%	39059	-51071	-56.7%	158903	-23097	-12.7%	118.92	121.44
2015/08/18	45935	167	0.4%	136065	-14929	-9.9%	90130	-15096	-14.3%	182000	-14762	-7.5%	124.38	122.13
2015/08/11	45768	-4138	-8.3%	150994	21372	16.5%	105226	25510	32.0%	196762	17234	9.6%	125.12	124.29
2015/08/04	49906	3636	7.9%	129622	19814	18.0%	79716	16178	25.5%	179528	23450	15.0%	124.37	124.22
2015/07/28	46270	-4629	-9.1%	109808	-3405	-3.0%	63538	1224	2.0%	156078	-8034	-4.9%	123.60	123.95
2015/07/21	50899	1732	3.5%	113213	16675	17.3%	62314	14943	31.5%	164112	18407	12.6%	123.88	123.81
2015/07/14	49167	3097	6.7%	96538	-13161	-12.0%	47371	-16258	-25.6%	145705	-10064	-6.5%	123.38	124.07
2015/07/07	46070	591	1.3%	109699	-14602	-11.7%	63629	-15193	-19.3%	155769	-14011	-8.3%	122.47	122.80
2015/06/30	45479	6460	16.6%	124301	-2435	-1.9%	78822	-8895	-10.1%	169780	4025	2.4%	122.40	122.77
2015/06/23	39019			126736			87717			165755			123.92	123.80

JAPANESE YEN - CHICAGO MERCANTILE EXCHANGE
FUTURES ONLY POSITIONS

— 金曜終値 — 火曜終値 — Short枚数 — Long枚数 — 売り越し枚数(マイナスの場合は買越しと読替え)



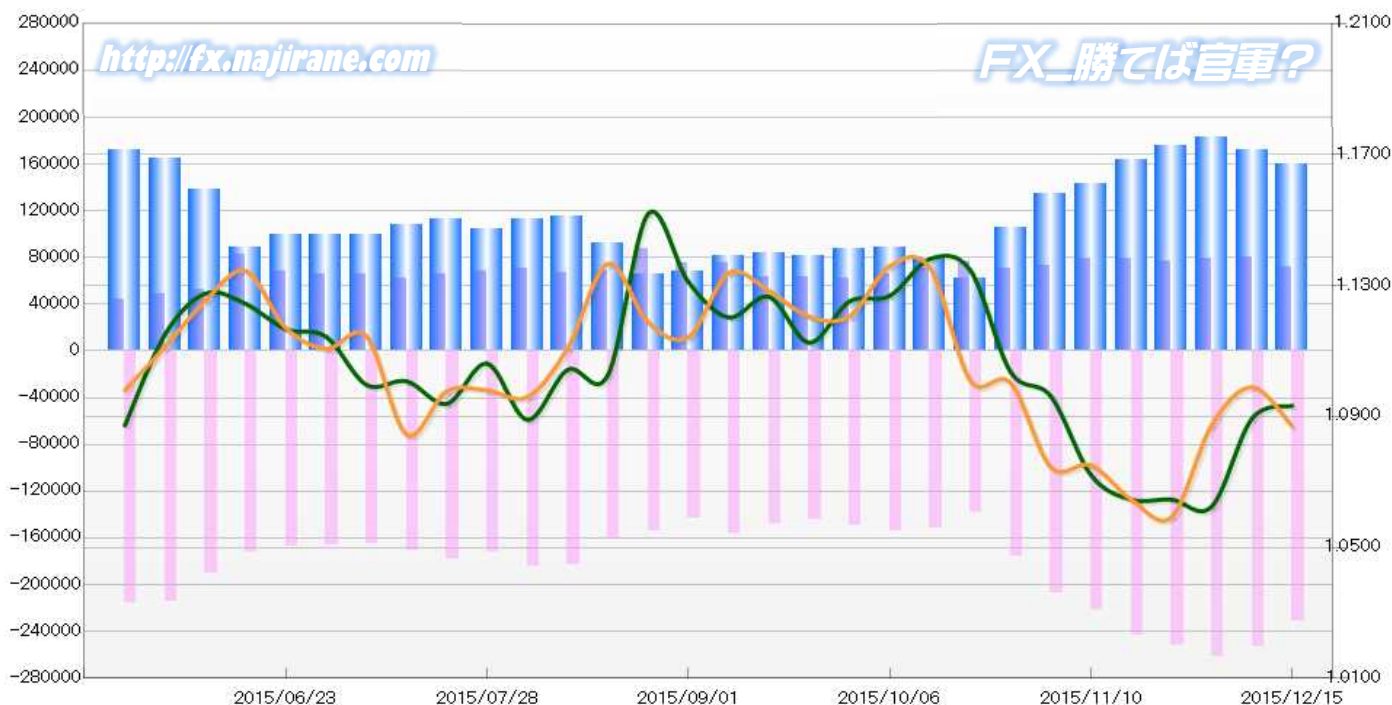
EURO FX - CHICAGO MERCANTILE EXCHANGE
2015/06/23 ~ 2015/12/15

Code-099741
2015/12/18 NYクローズ時公表値

Report_Date	Non Commercial Positions											火曜日 引け値	金曜日 引け値	
	Long	増減		Short	増減		売り越し	増減		売買計	増減			
2015/12/15	71295	-9083	-11.3%	231256	-21453	-8.5%	159961	-12370	-7.2%	302551	-30536	-9.2%	1.0933	1.0870
2015/12/08	80378	1596	2.0%	252709	-8918	-3.4%	172331	-10514	-5.8%	333087	-7322	-2.2%	1.0894	1.0990
2015/12/01	78782	2486	3.3%	261627	9847	3.9%	182845	7361	4.2%	340409	12333	3.8%	1.0625	1.0874
2015/11/24	76296	-2602	-3.3%	251780	8705	3.6%	175484	11307	6.9%	328076	6103	1.9%	1.0646	1.0593
2015/11/17	78898	-96	-0.1%	243075	21142	9.5%	164177	21238	14.9%	321973	21046	7.0%	1.0646	1.0646
2015/11/10	78994	6111	8.4%	221933	14716	7.1%	142939	8605	6.4%	300927	20827	7.4%	1.0721	1.0751
2015/11/03	72883	2532	3.6%	207217	30932	17.5%	134334	28400	26.8%	280100	33464	13.6%	1.0962	1.0745
2015/10/27	70351	-5940	-7.8%	176285	37428	27.0%	105934	43368	69.3%	246636	31488	14.6%	1.1037	1.1003
2015/10/20	76291	5159	7.3%	138857	-12851	-8.5%	62566	-18010	-22.4%	215148	-7692	-3.5%	1.1347	1.1010
2015/10/13	71132	5722	8.7%	151708	-2512	-1.6%	80576	-8234	-9.3%	222840	3210	1.5%	1.1382	1.1354
2015/10/06	65410	3478	5.6%	154220	4628	3.1%	88810	1150	1.3%	219630	8106	3.8%	1.1269	1.1359
2015/09/29	61932	-1594	-2.5%	149592	5033	3.5%	87660	6627	8.2%	211524	3439	1.7%	1.1252	1.1207
2015/09/22	63526	110	0.2%	144559	-3059	-2.1%	81033	-3169	-3.8%	208085	-2949	-1.4%	1.1126	1.1205
2015/09/15	63416	-12299	-16.2%	147618	-9338	-5.9%	84202	2961	3.6%	211034	-21637	-9.3%	1.1266	1.1284
2015/09/08	75715	805	1.1%	156956	14189	9.9%	81241	13384	19.7%	232671	14994	6.9%	1.1203	1.1339
2015/09/01	74910	-12897	-14.7%	142767	-11118	-7.2%	67857	1779	2.7%	217677	-24015	-9.9%	1.1311	1.1143
2015/08/25	87807	19334	28.2%	153885	-7320	-4.5%	66078	-26654	-28.7%	241692	12014	5.2%	1.1520	1.1188
2015/08/18	68473	1100	1.6%	161205	-21378	-11.7%	92732	-22478	-19.5%	229678	-20278	-8.1%	1.1027	1.1367
2015/08/11	67373	-3247	-4.6%	182583	-1431	-0.8%	115210	1816	1.6%	249956	-4678	-1.8%	1.1043	1.1109
2015/08/04	70620	2778	4.1%	184014	12164	7.1%	113394	9386	9.0%	254634	14942	6.2%	1.0890	1.0960
2015/07/28	67842	2114	3.2%	171850	-6854	-3.8%	104008	-8968	-7.9%	239692	-4740	-1.9%	1.1062	1.0980
2015/07/21	65728	3052	4.9%	178704	8247	4.8%	112976	5195	4.8%	244432	11299	4.8%	1.0939	1.0978
2015/07/14	62676	-3485	-5.3%	170457	5030	3.0%	107781	8515	8.6%	233133	1545	0.7%	1.1008	1.0845
2015/07/07	66161	607	0.9%	165427	-162	-0.1%	99266	-769	-0.8%	231588	445	0.2%	1.0997	1.1146
2015/06/30	65554	-2313	-3.4%	165589	-1584	-0.9%	100035	729	0.7%	231143	-3897	-1.7%	1.1144	1.1107
2015/06/23	67867			167173			99306			235040			1.1167	1.1171

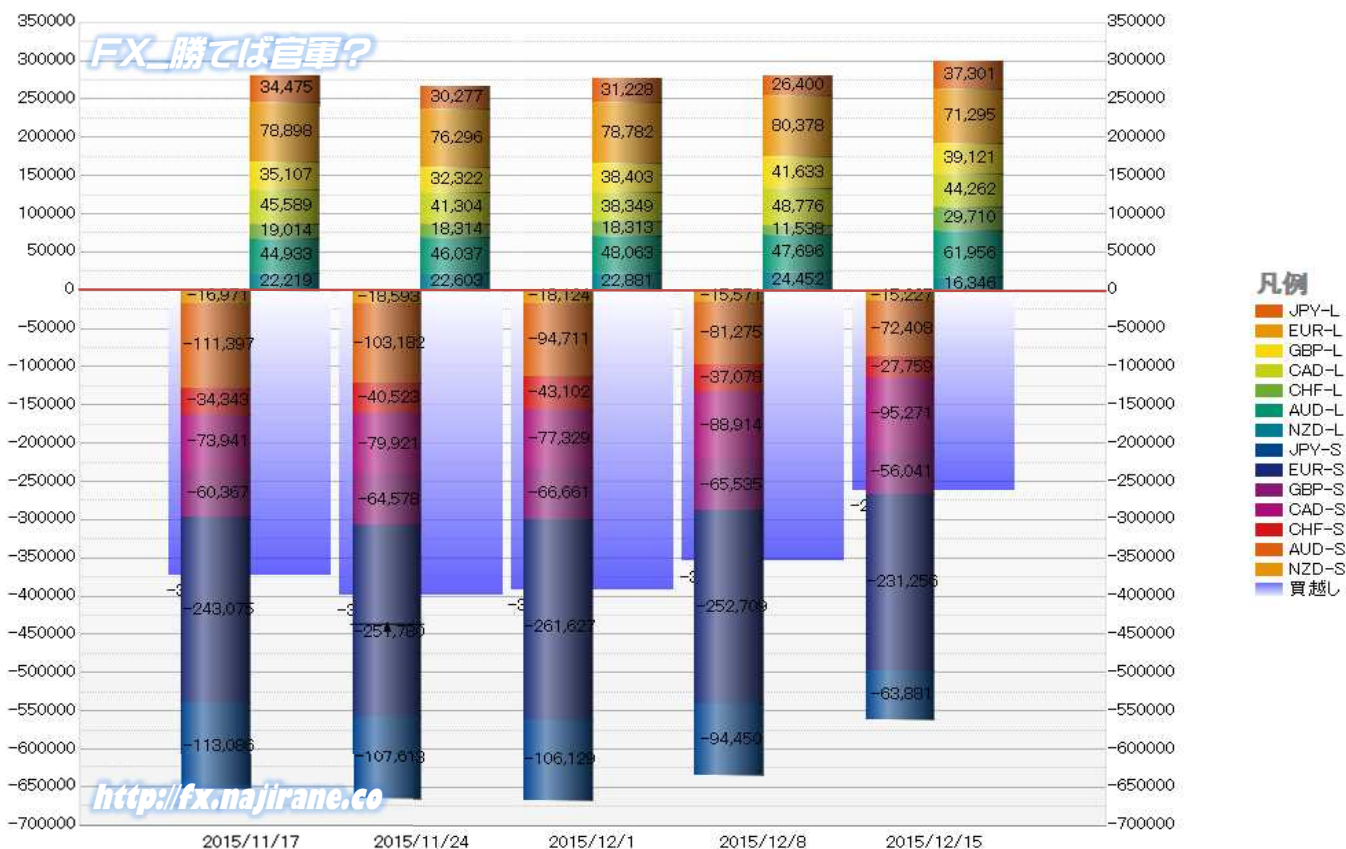
EURO FX - CHICAGO MERCANTILE EXCHANGE
FUTURES ONLY POSITIONS

— 金曜締め週終値 — 火曜締め週終値 — Short枚数 — Long枚数 — 売り越し枚数(マイナスの場合は買越しと読替え)



	2015/11/17			2015/11/24			2015/12/01			2015/12/08			2015/12/15		
	Long	Short	売り越し	Long	Short	売り越し	Long	Short	売り越し	Long	Short	売り越し	Long	Short	売り越し
JPY	34475	113086	78611	30277	107613	77336	31228	106129	74901	26400	94450	68050	37301	63881	26580
	前週比 枚数増減 (枚)			-4198	-5473	-1275	951	-1484	-2435	-4828	-11679	-6851	10901	-30569	-41470
	前週比 枚数増減 (%)			-12.18%	-4.84%	-1.62%	3.14%	-1.38%	-3.15%	-15.46%	-11.00%	-9.15%	41.29%	-32.37%	-60.94%
EUR	78898	243075	164177	76296	251780	175484	78782	261627	182845	80378	252709	172331	71295	231256	159961
	前週比 枚数増減 (枚)			-2602	8705	11307	2486	9847	7361	1596	-8918	-10514	-9083	-21453	-12370
	前週比 枚数増減 (%)			-3.30%	3.58%	6.89%	3.26%	3.91%	4.19%	2.03%	-3.41%	-5.75%	-11.30%	-8.49%	-7.18%
GBP	35107	60367	25260	32322	64578	32256	38403	66661	28258	41633	65535	23902	39121	56041	16920
	前週比 枚数増減 (枚)			-2785	4211	6996	6081	2083	-3998	3230	-1126	-4356	-2512	-9494	-6982
	前週比 枚数増減 (%)			-7.93%	6.98%	27.70%	18.81%	3.23%	-12.39%	8.41%	-1.69%	-15.42%	-6.03%	-14.49%	-29.21%
AUD	44933	111397	66464	46037	103182	57145	48063	94711	46648	47696	81275	33579	61956	72408	10452
	前週比 枚数増減 (枚)			1104	-8215	-9319	2026	-8471	-10497	-367	-13436	-13069	14260	-8867	-23127
	前週比 枚数増減 (%)			2.46%	-7.37%	-14.02%	4.40%	-8.21%	-18.37%	-0.76%	-14.19%	-28.02%	29.90%	-10.91%	-68.87%
CAD	45589	73941	28352	41304	79921	38617	38349	77329	38980	48776	88914	40138	44262	95271	51009
	前週比 枚数増減 (枚)			-4285	5980	10265	-2955	-2592	363	10427	11585	1158	-4514	6357	10871
	前週比 枚数増減 (%)			-9.40%	8.09%	36.21%	-7.15%	-3.24%	0.94%	27.19%	14.98%	2.97%	-9.25%	7.15%	27.08%
CHF	19014	34343	15329	18314	40523	22209	18313	43102	24789	11538	37078	25540	29710	27759	-1951
	前週比 枚数増減 (枚)			-700	6180	6880	-1	2579	2580	-6775	-6024	751	18172	-9319	-27491
	前週比 枚数増減 (%)			-3.68%	17.99%	44.88%	-0.01%	6.36%	11.62%	-37.00%	-13.98%	3.03%	157.50%	-25.13%	-107.64%
NZD	22219	16971	-5248	22603	18593	-4010	22881	18124	-4757	24452	15571	-8881	16346	15227	-1119
	前週比 枚数増減 (枚)			384	1622	1238	278	-469	-747	1571	-2553	-4124	-8106	-344	7762
	前週比 枚数増減 (%)			1.73%	9.56%	-23.59%	1.23%	-2.52%	18.63%	6.87%	-14.09%	86.69%	-33.15%	-2.21%	-87.40%
MXN	41435	79698	38263	50323	79584	29261	48974	74439	25465	45226	69607	24381	34779	95151	60372
	前週比 枚数増減 (枚)			8888	-114	-9002	-1349	-5145	-3796	-3748	-4832	-1084	-10447	25544	35991
	前週比 枚数増減 (%)			21.45%	-0.14%	-23.53%	-2.68%	-6.46%	-12.97%	-7.65%	-6.49%	-4.26%	-23.10%	36.70%	147.62%
Total All 8	321670	732878	411208	317476	745774	428298	324993	742122	417129	326099	705139	379040	334770	656994	322224
	前週比 枚数増減 (枚)			-4194	12896	17090	7517	-3652	-11169	1106	-36983	-38089	8671	-48145	-56816
	前週比 枚数増減 (%)			-1.30%	1.76%	4.16%	2.37%	-0.49%	-2.61%	0.34%	-4.98%	-9.13%	2.66%	-6.83%	-14.99%
Total 7 (MXN除く)	280235	653180	372945	267153	666190	399037	276019	667683	391664	280873	635532	354659	299991	561843	261852
	前週比 枚数増減 (枚)			-13082	13010	26092	8866	1493	-7373	4854	-32151	-37005	19118	-73689	-92807
	前週比 枚数増減 (%)			-4.7%	2.0%	7.0%	3.3%	0.2%	-1.8%	1.8%	-4.8%	-9.4%	6.8%	-11.6%	-26.2%

直近5週 CFTC IMM 主要7通貨の構成

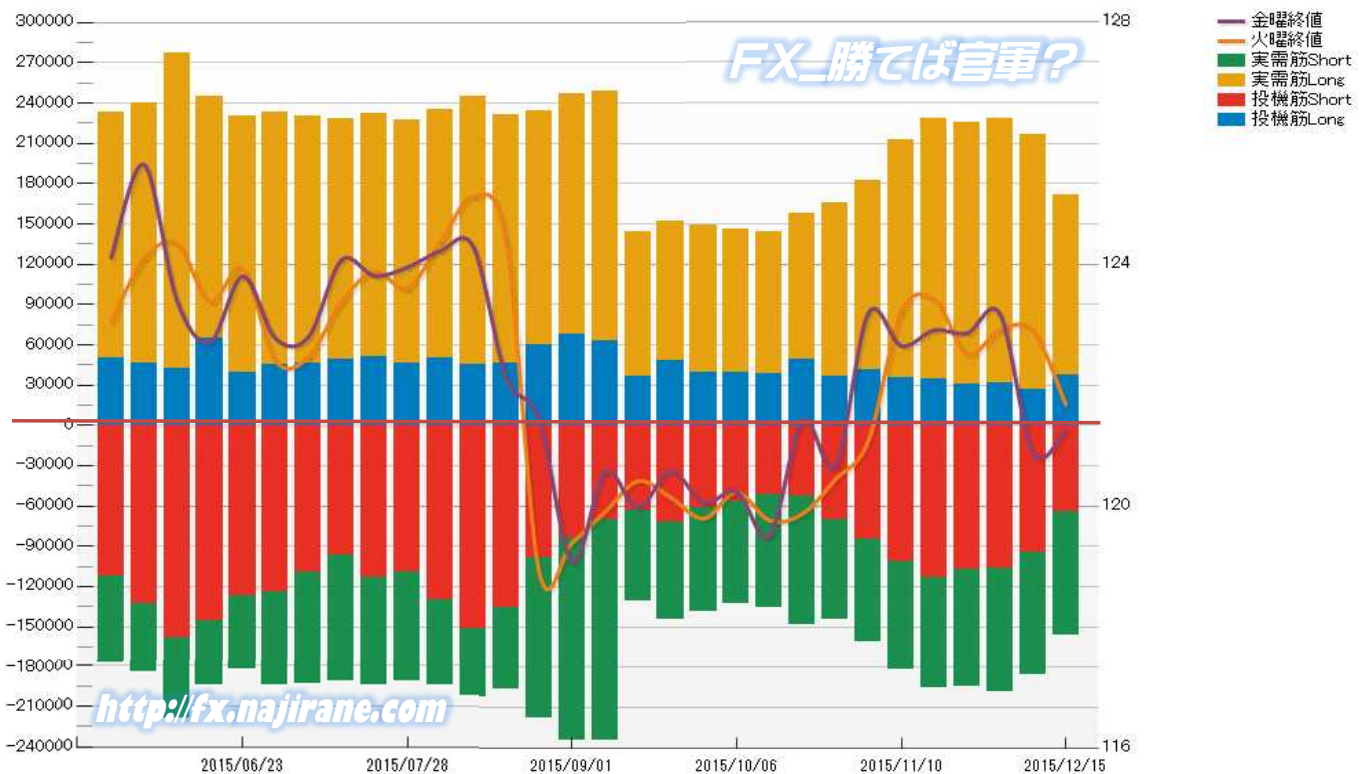


JAPANESE YEN - CHICAGO MERCANTILE EXCHANGE
FUTURES ONLY POSITIONS

Code-097741
2015/12/18 公表値

Date	投機筋集計				実需筋集計				投機筋+実需筋合計				ドル円終値	
	円買い	円売り	売り越し	売買計	円買い	円売り	売り越し	売買計	円買い	円売り	売り越し	売買計	火曜締め	金曜締め
2015/12/15	37301	63881	26580	101182	134622	92036	-42586	226658	171923	155917	-16006	327840	121.68	121.25
2015/12/08	26400	94450	68050	120850	189782	91225	-98557	281007	216182	185675	-30507	401857	122.90	120.87
2015/12/01	31228	106129	74901	137357	197457	92536	-104921	289993	228685	198665	-30020	427350	122.91	123.17
2015/11/24	30277	107613	77336	137890	194629	86696	-107933	281325	224906	194309	-30597	419215	122.52	122.86
2015/11/17	34475	113086	78611	147561	194025	82801	-111224	276826	228500	195887	-32613	424387	123.42	122.91
2015/11/10	35081	101969	66888	137050	177813	80127	-97686	257940	212894	182096	-30798	394990	123.21	122.65
2015/11/03	41489	85276	43787	126765	140770	75643	-65127	216413	182259	160919	-21340	343178	121.08	123.19
2015/10/27	36437	70348	33911	106785	128969	73765	-55204	202734	165406	144113	-21293	309519	120.44	120.66
2015/10/20	48747	52386	3639	101133	109001	95934	-13067	204935	157748	148320	-9428	306068	119.87	121.42
2015/10/13	38004	51836	13832	89840	106019	84263	-21756	190282	144023	136099	-7924	280122	119.76	119.50
2015/10/06	39050	56649	17599	95699	107023	76265	-30758	183288	146073	132914	-13159	278987	120.23	120.24
2015/09/29	39753	61805	22052	101558	109614	77076	-32538	186690	149367	138881	-10486	288248	119.79	120.05
2015/09/22	48282	71960	23678	120242	103792	72205	-31587	175997	152074	144165	-7909	296239	120.14	120.58
2015/09/15	36449	63263	26814	99712	107374	67815	-39559	175189	143823	131078	-12745	274901	120.41	119.97
2015/09/08	63121	69783	6662	132904	185864	164852	-21012	350716	248985	234635	-14350	483620	119.90	120.56
2015/09/01	68023	83578	15555	151601	179349	150846	-28503	330195	247372	234424	-12948	481796	119.39	119.07
2015/08/25	59922	98981	39059	158903	173759	119045	-54714	292804	233681	218026	-15655	451707	118.92	121.44
2015/08/18	45935	136065	90130	182000	185657	60438	-125219	246095	231592	196503	-35089	428095	124.38	122.13
2015/08/11	45768	150994	105226	196762	199520	51445	-148075	250965	245288	202439	-42849	447727	125.12	124.29
2015/08/04	49906	129622	79716	179528	185079	65098	-119981	250177	234985	194720	-40265	429705	124.37	124.22
2015/07/28	46270	109808	63538	156078	180620	81388	-99232	262008	226890	191196	-35694	418086	123.60	123.95
2015/07/21	50899	113213	62314	164112	181299	81664	-99635	262963	232198	194877	-37321	427075	123.88	123.81
2015/07/14	49167	96538	47371	145705	178906	95409	-83497	274315	228073	191947	-36126	420020	123.38	124.07
2015/07/07	46070	109699	63629	155769	184004	83539	-100465	267543	230074	193238	-36836	423312	122.47	122.80
2015/06/30	45479	124301	78822	169780	187745	70463	-117282	258208	233224	194764	-38460	427988	122.40	122.77
2015/06/23	39019	126736	87717	165755	190910	55586	-135324	246496	229929	182322	-47607	412251	123.92	123.80
2015/06/16	64760	145424	80664	210184	180102	49482	-130620	229584	244862	194906	-49956	439768	123.38	122.71
2015/06/09	42440	158726	116286	201166	234607	60130	-174477	294737	277047	218856	-58191	495903	124.34	123.40
2015/06/02	46681	132374	85693	179055	193122	52276	-140846	245398	239803	184650	-55153	424453	124.09	125.65
2015/05/26	50210	112434	62224	162644	183190	65232	-117958	248422	233400	177666	-55734	411066	123.05	124.11

JAPANESE YEN - CHICAGO MERCANTILE EXCHANGE
FUTURES ONLY POSITIONS Code-097741

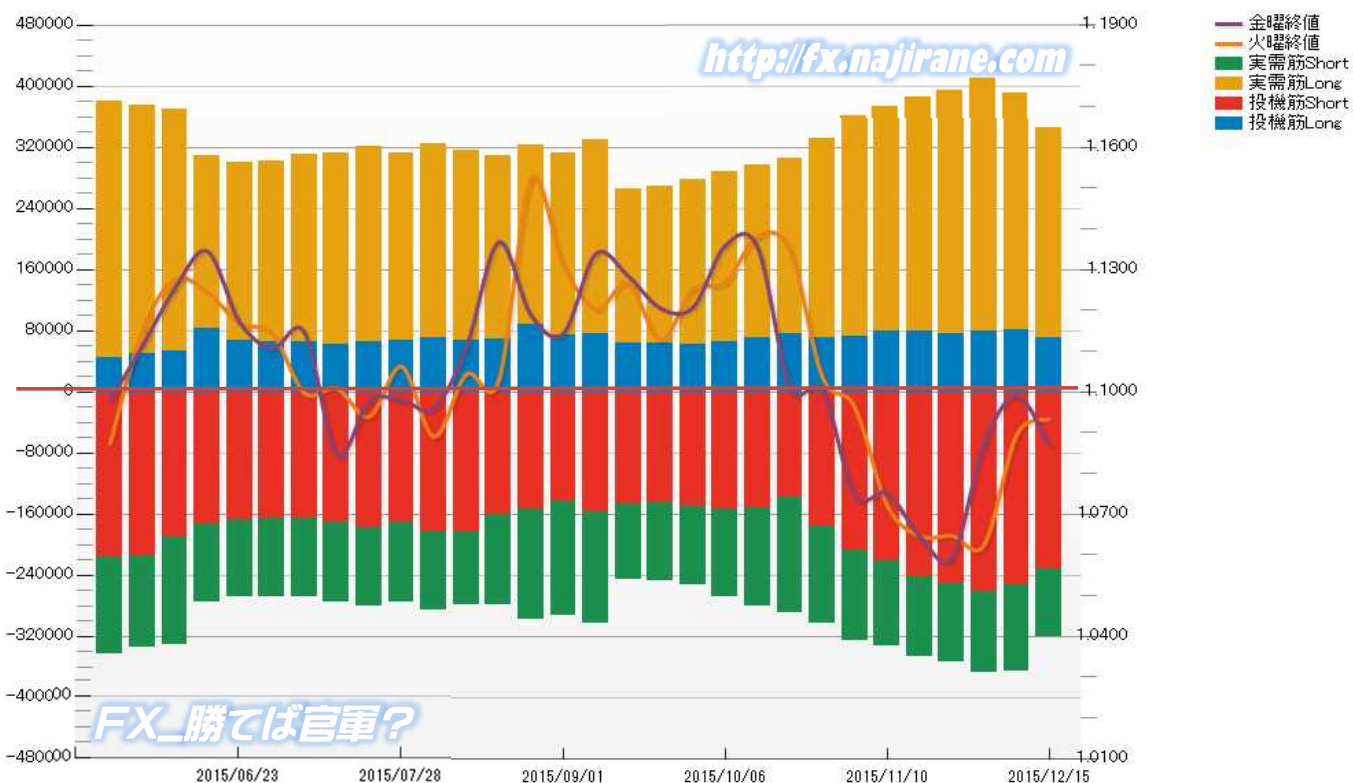


EURO FX - CHICAGO MERCANTILE EXCHANGE
FUTURES ONLY POSITIONS

Code-099741
 2015/12/18 公表値

Date	投機筋集計				実需筋集計				投機筋+実需筋合計				ユーロドル終値	
	EUR買い	EUR売り	売り越し	売買計	EUR買い	EUR売り	売り越し	売買計	EUR買い	EUR売り	売り越し	売買計	火曜締め	金曜締め
2015/12/15	71295	231256	159961	302551	275052	89741	-185311	364793	346347	320997	-25350	667344	1.0933	1.0870
2015/12/08	80378	252709	172331	333087	309680	112572	-197108	422252	390058	365281	-24777	755339	1.0894	1.0990
2015/12/01	78782	261627	182845	340409	330854	106332	-224522	437186	409636	367959	-41677	777595	1.0625	1.0874
2015/11/24	76296	251780	175484	328076	318441	102519	-215922	420960	394737	354299	-40438	749036	1.0646	1.0593
2015/11/17	78898	243075	164177	321973	307454	103302	-204152	410756	386352	346377	-39975	732729	1.0646	1.0646
2015/11/10	78994	221933	142939	300927	294780	110225	-184555	405005	373774	332158	-41616	705932	1.0721	1.0751
2015/11/03	72883	207217	134334	280100	288232	119288	-168944	407520	361115	326505	-34610	687620	1.0962	1.0745
2015/10/27	70351	176285	105934	246636	261683	127233	-134450	388916	332034	303518	-28516	635552	1.1037	1.1003
2015/10/20	76291	138857	62566	215148	229622	150293	-79329	379915	305913	289150	-16763	595063	1.1347	1.1010
2015/10/13	71132	151708	80576	222840	226415	129400	-97015	355815	297547	281108	-16439	578655	1.1382	1.1354
2015/10/06	65410	154220	88810	219630	222477	113970	-108507	336447	287887	268190	-19697	556077	1.1269	1.1359
2015/09/29	61932	149592	87660	211524	215338	103272	-112066	318610	277270	252864	-24406	530134	1.1252	1.1207
2015/09/22	63526	144559	81033	208085	204828	102714	-102114	307542	268354	247273	-21081	515627	1.1126	1.1205
2015/09/15	63416	147618	84202	211034	201476	99066	-102410	300542	264892	246684	-18208	511576	1.1266	1.1284
2015/09/08	75715	156956	81241	232671	254844	146399	-108445	401243	330559	303355	-27204	633914	1.1203	1.1339
2015/09/01	74910	142767	67857	217677	238443	150100	-88343	388543	313353	292867	-20486	606220	1.1311	1.1143
2015/08/25	87807	153885	66078	241692	235992	144841	-91151	380833	323799	298726	-25073	622525	1.1520	1.1188
2015/08/18	68473	161205	92732	229678	240738	118412	-122326	359150	309211	279617	-29594	588828	1.1027	1.1367
2015/08/11	67373	182583	115210	249956	248825	96502	-152323	345327	316198	279085	-37113	595283	1.1043	1.1109
2015/08/04	70620	184014	113394	254634	254646	102623	-152023	357269	325266	286637	-38629	611903	1.0890	1.0960
2015/07/28	67842	171850	104008	239692	244469	103550	-140919	348019	312311	275400	-36911	587711	1.1062	1.0980
2015/07/21	65728	178704	112976	244432	254622	101507	-153115	356129	320350	280211	-40139	600561	1.0939	1.0978
2015/07/14	62676	170457	107781	233133	249129	105205	-143924	354334	311805	275662	-36143	587467	1.1008	1.0845
2015/07/07	66161	165427	99266	231588	245408	103930	-141478	349338	311569	269357	-42212	580926	1.0997	1.1146
2015/06/30	65554	165589	100035	231143	236963	102207	-134756	339170	302517	267796	-34721	570313	1.1144	1.1107
2015/06/23	67867	167173	99306	235040	233162	101253	-131909	334415	301029	268426	-32603	569455	1.1167	1.1171
2015/06/16	82714	172071	89357	254785	225812	102841	-122971	328653	308526	274912	-33614	583438	1.1245	1.1345
2015/06/09	52643	190617	137974	243260	316710	139995	-176715	456705	369353	330612	-38741	699965	1.1276	1.1254
2015/06/02	49471	214983	165512	264454	326452	119316	-207136	445768	375923	334299	-41624	710222	1.1151	1.1113
2015/05/26	44221	215961	171740	260182	336026	127583	-208443	463609	380247	343544	-36703	723791	1.0873	1.0980

EURO FX - CHICAGO MERCANTILE EXCHANGE
FUTURES ONLY POSITIONS Code-099741



CME Daily Volume

シカゴ・マーカンタイル取引所 取扱高日次データ

FX_勝てば官軍?

<http://fx.najirane.com>

EU Euro		取扱高			当日含む前5営業日計			参考レート	
Date	CALL	PUT	FUTURE	CALL	PUT	FUTURE	Open	Close	
2015/12/17 (木)	21537	31953	226141	73807	90501	1370201	1.0892	1.0835	
2015/12/16 (水)	16698	28971	290745	61412	71305	1768363	1.0933	1.0893	
2015/12/15 (火)	14998	10993	220708	61774	73775	2144947	1.1000	1.0933	
2015/12/14 (月)	9429	10071	235085	58332	74879	2231709	1.0972	1.1000	
2015/12/11 (金)	11145	8513	397522	61227	75482	2289342	1.0940	1.0990	
2015/12/10 (木)	9142	12757	624303	100638	110269	2363397	1.1017	1.0940	
2015/12/9 (水)	17060	31441	667329	158326	180388	2533977	1.0894	1.1017	
2015/12/8 (火)	11556	12097	307470	172169	202135	2137017	1.0832	1.0894	
2015/12/7 (月)	12324	10674	292718	181787	216748	2057578	1.0876	1.0832	
2015/12/4 (金)	50556	43300	471577	186652	225051	1950403	1.0928	1.0874	

AUS Dollar		取扱高			当日含む前5営業日計			参考レート	
Date	CALL	PUT	FUTURE	CALL	PUT	FUTURE	Open	Close	
2015/12/17 (木)	1823	3240	88496	7274	12322	429059	0.7205	0.7117	
2015/12/16 (水)	1380	1315	77572	7647	10914	484162	0.7201	0.7204	
2015/12/15 (火)	920	1229	77240	7900	11955	621627	0.7247	0.7201	
2015/12/14 (月)	987	979	79892	9337	12931	676963	0.7185	0.7247	
2015/12/11 (金)	2164	5559	105859	10910	14051	694828	0.7264	0.7188	
2015/12/10 (木)	2196	1832	143599	13080	12942	696064	0.7229	0.7262	
2015/12/9 (水)	1633	2356	215037	13720	13992	678667	0.7219	0.7229	
2015/12/8 (火)	2357	2205	132576	13257	13119	551650	0.7258	0.7219	
2015/12/7 (月)	2560	2099	97757	13634	14553	537258	0.7335	0.7259	
2015/12/4 (金)	4334	4450	107095	12500	14077	507252	0.7331	0.7339	

CHE Franc		取扱高			当日含む前5営業日計			参考レート	
Date	CALL	PUT	FUTURE	CALL	PUT	FUTURE	Open	Close	
2015/12/17 (木)	54	173	18884	443	469	115706	1.0090	1.0050	
2015/12/16 (水)	21	14	25940	495	388	158974	1.0090	1.0085	
2015/12/15 (火)	85	91	18561	816	465	198871	1.0147	1.0090	
2015/12/14 (月)	253	62	21180	938	793	219603	1.0162	1.0147	
2015/12/11 (金)	30	129	31141	767	813	240368	1.0116	1.0165	
2015/12/10 (木)	106	92	62152	798	868	249609	1.0169	1.0116	
2015/12/9 (水)	342	91	65837	844	1564	256146	1.0076	1.0168	
2015/12/8 (火)	207	419	39293	682	1660	229201	0.9996	1.0074	
2015/12/7 (月)	82	82	41945	664	1464	216517	1.0026	0.9996	
2015/12/4 (金)	61	184	40382	817	1690	198196	1.0064	1.0031	

JPN Yen		取扱高			当日含む前5営業日計			参考レート	
Date	CALL	PUT	FUTURE	CALL	PUT	FUTURE	Open	Close	
2015/12/17 (木)	2009	1764	123947	22068	15936	744428	122.33	122.52	
2015/12/16 (水)	3406	2848	129861	27901	17154	888970	121.67	122.33	
2015/12/15 (火)	3328	2169	113248	33453	20887	1190238	120.91	121.68	
2015/12/14 (月)	5672	2640	135748	37783	20637	1226165	121.08	120.91	
2015/12/11 (金)	7653	6515	241624	36167	21988	1239296	121.66	120.87	
2015/12/10 (木)	7842	2982	268489	35490	23316	1159386	121.64	121.66	
2015/12/9 (水)	8958	6581	431129	39718	26471	1130804	122.90	121.65	
2015/12/8 (火)	7658	1919	149175	34678	24574	816008	123.38	122.90	
2015/12/7 (月)	4056	3991	148879	30146	27777	783393	123.21	123.37	
2015/12/4 (金)	6976	7843	161714	28048	27140	730308	122.65	123.17	

CAN Dollar		取扱高			当日含む前5営業日計			参考レート	
Date	CALL	PUT	FUTURE	CALL	PUT	FUTURE	Open	Close	
2015/12/17 (木)	3964	3795	70877	14083	14259	386549	0.7257	0.7176	
2015/12/16 (水)	2518	2589	67264	12941	12529	469490	0.7280	0.7256	
2015/12/15 (火)	1829	2088	48875	13934	12162	572712	0.7286	0.7280	
2015/12/14 (月)	2819	2769	79801	15710	14201	675121	0.7281	0.7287	
2015/12/11 (金)	2953	3018	119732	15514	13662	706301	0.7334	0.7277	
2015/12/10 (木)	2822	2065	153818	15692	13281	670541	0.7371	0.7334	
2015/12/9 (水)	3511	2222	170486	15065	12274	603480	0.7362	0.7371	
2015/12/8 (火)	3605	4127	151284	14477	13000	510675	0.7402	0.7363	
2015/12/7 (月)	2623	2230	110981	12122	10312	422527	0.7478	0.7402	
2015/12/4 (金)	3131	2637	83972	14010	9453	353136	0.7490	0.7475	

NZL Dollar		取扱高			当日含む前5営業日計			参考レート	
Date	CALL	PUT	FUTURE	CALL	PUT	FUTURE	Open	Close	
2015/12/17 (木)	0	0	22495	0	0	100545	0.6759	0.6688	
2015/12/16 (水)	0	0	17873	0	0	127900	0.6777	0.6758	
2015/12/15 (火)	0	0	15136	0	0	156552	0.6762	0.6776	
2015/12/14 (月)	0	0	26285	0	0	156615	0.6711	0.6762	
2015/12/11 (金)	0	0	46111	0	0	168227	0.6740	0.6714	
2015/12/10 (木)	0	0	51147	0	0	177021	0.6737	0.6739	
2015/12/9 (水)	0	0	17936	0	0	156349	0.6654	0.6737	
2015/12/8 (火)	0	0	26748	0	0	126463	0.6636	0.6654	
2015/12/7 (月)	0	0	35079	0	0	133623	0.6728	0.6636	
2015/12/4 (金)	0	0	25439	0	0	121260	0.6671	0.6739	

MEX Peso		取扱高			当日含む前5営業日計			参考レート	
Date	CALL	PUT	FUTURE	CALL	PUT	FUTURE	Open	Close	
2015/12/17 (木)	133	144	44430	234	239	287164	5.8819	5.8723	
2015/12/16 (水)	6	0	54216	101	120	389228	5.8437	5.8891	
2015/12/15 (火)	24	6	40877	147	120	430286	5.7877	5.8314	
2015/12/14 (月)	7	88	62807	173	525	511346	5.7620	5.7732	
2015/12/11 (金)	64	1	84834	296	502	506103	5.7800	5.7503	
2015/12/10 (木)	0	25	146494	272	501	456799	5.8655	5.8145	
2015/12/9 (水)	52	0	95274	282	536	361879	5.8824	5.8626	
2015/12/8 (火)	50	411	121937	230	536	307114	5.9011	5.8813	
2015/12/7 (月)	130	65	57564	190	327	214083	5.9801	5.9180	
2015/12/4 (金)	40	0	35530	60	364	187650	5.9813	5.9985	

IMM扱い8通貨/ダウ/日経/金/オイル/主要クロス円の過去5日及び過去5週の4本値

AUDUSD 5					CADUSD 5					CHFUSD 5				
Date	Open	High	Low	Close	Date	Open	High	Low	Close	Date	Open	High	Low	Close
2015/12/18	0.7117	0.7200	0.7112	0.7180	2015/12/18	0.7176	0.7218	0.7142	0.7173	2015/12/18	1.0050	1.0085	1.0024	1.0080
2015/12/17	0.7205	0.7216	0.7098	0.7117	2015/12/17	0.7257	0.7257	0.7151	0.7176	2015/12/17	1.0090	1.0090	1.0009	1.0050
2015/12/16	0.7201	0.7278	0.7178	0.7204	2015/12/16	0.7280	0.7284	0.7222	0.7256	2015/12/16	1.0090	1.0193	1.0080	1.0085
2015/12/15	0.7247	0.7283	0.7161	0.7201	2015/12/15	0.7287	0.7314	0.7264	0.7280	2015/12/15	1.0147	1.0205	1.0076	1.0090
2015/12/14	0.7185	0.7270	0.7160	0.7247	2015/12/14	0.7281	0.7312	0.7256	0.7287	2015/12/14	1.0162	1.0217	1.0130	1.0147

CNYUSD 5					EURUSD 5					GBPUSD 5				
Date	Open	High	Low	Close	Date	Open	High	Low	Close	Date	Open	High	Low	Close
2015/12/18	0.1522	0.1526	0.1521	0.1523	2015/12/18	1.0835	1.0874	1.0805	1.0870	2015/12/18	1.4907	1.4950	1.4886	1.4920
2015/12/17	0.1531	0.1532	0.1525	0.1525	2015/12/17	1.0892	1.0893	1.0803	1.0835	2015/12/17	1.4980	1.5005	1.4865	1.4907
2015/12/16	0.1530	0.1535	0.1528	0.1530	2015/12/16	1.0933	1.1011	1.0889	1.0893	2015/12/16	1.5038	1.5092	1.4967	1.4982
2015/12/15	0.1527	0.1530	0.1526	0.1529	2015/12/15	1.1000	1.1060	1.0905	1.0933	2015/12/15	1.5173	1.5184	1.5030	1.5037
2015/12/14	0.1529	0.1529	0.1525	0.1525	2015/12/14	1.0972	1.1049	1.0946	1.1000	2015/12/14	1.5193	1.5205	1.5108	1.5173

JPYUSD 5					MXNUSD 5					NZDUSD 5				
Date	Open	High	Low	Close	Date	Open	High	Low	Close	Date	Open	High	Low	Close
2015/12/18	0.8162	0.8260	0.8095	0.8247	2015/12/18	0.0587	0.0589	0.0585	0.0585	2015/12/18	0.6688	0.6753	0.6683	0.6738
2015/12/17	0.8174	0.8182	0.8138	0.8162	2015/12/17	0.0588	0.0591	0.0583	0.0587	2015/12/17	0.6759	0.6776	0.6685	0.6688
2015/12/16	0.8219	0.8238	0.8168	0.8175	2015/12/16	0.0584	0.0590	0.0582	0.0589	2015/12/16	0.6777	0.6835	0.6720	0.6758
2015/12/15	0.8271	0.8293	0.8211	0.8218	2015/12/15	0.0579	0.0584	0.0578	0.0583	2015/12/15	0.6762	0.6825	0.6741	0.6776
2015/12/14	0.8259	0.8309	0.8240	0.8271	2015/12/14	0.0576	0.0578	0.0573	0.0577	2015/12/14	0.6711	0.6790	0.6692	0.6762

Nikkei 225 - Japonia (NIKKEI) 5						
Date	Open	High	Low	Close	(ドル建て終値)	出来高
2015/12/18	19320.46	19869.08	18982.25	18986.80	155.89	1991975936
2015/12/17	19364.57	19507.17	19325.15	19353.56	158.08	1526616704
2015/12/16	18868.20	19054.89	18859.11	19049.91	156.24	1438573696
2015/12/15	18869.04	18897.87	18562.51	18565.90	153.93	1378237696
2015/12/14	18887.09	18911.78	18611.09	18883.42	155.75	1342507264
週4本値	18887.09	19869.08	18562.51	18986.80	155.89	(225銘柄計) (東証一部合計)

XAUUSD 5					
Date	Open	High	Low	Close	Volume
2015/12/18	1053.45	1071.30	1051.49	1066.65	0
2015/12/17	1071.09	1073.21	1048.03	1051.58	0
2015/12/16	1062.50	1078.58	1062.29	1072.26	0
2015/12/15	1063.74	1068.68	1059.70	1061.73	0
2015/12/14	1072.81	1077.62	1059.01	1060.19	0
週4本値	1072.81	1078.58	1048.03	1066.65	

Dow Jones Industrial - USA (DJIA) 5					
Date	Open	High	Low	Close	出来高
2015/12/18	17495.04	17496.58	17124.31	17128.55	344564786
2015/12/17	17756.54	17796.76	17493.50	17495.84	115776333
2015/12/16	17530.85	17784.36	17483.68	17749.09	123788403
2015/12/15	17374.78	17627.63	17341.18	17524.91	123427211
2015/12/14	17277.11	17378.02	17138.47	17368.50	142538435
週4本値	17277.11	17796.76	17124.31	17128.55	344564786

Historical Data by **Stooq**
 Historical Data by **MarketNewsline** (ダウと日経)
 Arrangement by **FX_勝てば官軍?**

Crude Light Oil 5						
Date	Open	High	Low	Close	Volume	
2015/12/18	34.80	35.56	34.29	34.72	0	
2015/12/17	35.81	35.81	34.64	34.81	0	
2015/12/16	36.81	37.34	35.31	35.73	0	
2015/12/15	36.20	37.87	36.03	36.74	1088570	
2015/12/14	35.40	36.68	34.54	36.26	1137110	
週4本値	35.40	37.87	34.29	34.72		

USDJPY 5					EURJPY 5					GBPJPY 5				
日付	始値	高値	安値	終値	日付	始値	高値	安値	終値	日付	始値	高値	安値	終値
2015/12/18	122.53	123.53	121.06	121.25	2015/12/18	132.75	133.82	131.05	131.80	2015/12/18	182.64	183.97	180.71	180.91
2015/12/17	122.33	122.88	122.22	122.52	2015/12/17	133.25	133.28	132.60	132.75	2015/12/17	183.26	183.64	182.38	182.64
2015/12/16	121.67	122.43	121.39	122.33	2015/12/16	133.03	133.79	132.90	133.24	2015/12/16	182.97	183.63	182.59	183.26
2015/12/15	120.91	121.79	120.58	121.68	2015/12/15	133.01	133.53	132.71	133.03	2015/12/15	183.45	184.23	182.60	182.97
2015/12/14	121.08	121.36	120.35	120.91	2015/12/14	132.84	133.24	132.45	133.01	2015/12/14	183.94	184.40	182.13	183.46

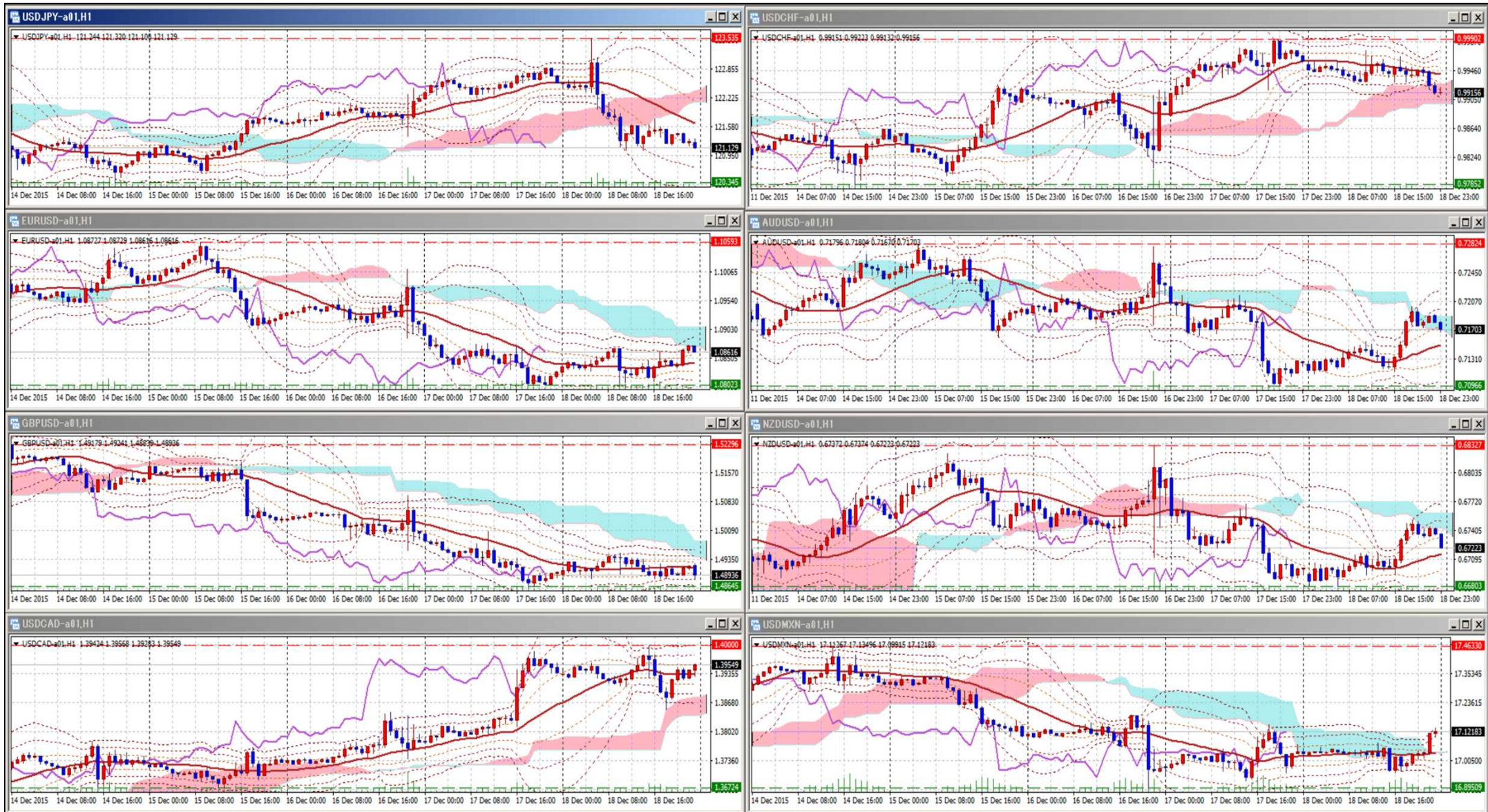
USDJPY Weekly 28					EURJPY Weekly 28					GBPJPY Weekly 28				
日付	始値	高値	安値	終値	日付	始値	高値	安値	終値	日付	始値	高値	安値	終値
2015/12/18	121.08	123.53	120.35	121.25	2015/12/18	132.84	133.82	131.05	131.80	2015/12/18	183.94	184.40	180.71	180.91
2015/12/11	123.21	123.48	120.59	120.87	2015/12/11	134.00	134.22	132.64	132.83	2015/12/11	186.13	186.35	183.38	184.04
2015/12/04	122.77	123.67	122.30	123.17	2015/12/04	130.02	134.59	129.77	133.94	2015/12/04	184.59	186.24	183.98	186.06
2015/11/27	122.88	123.26	122.26	122.86	2015/11/27	130.78	131.04	129.67	130.15	2015/11/27	186.59	186.98	184.25	184.75
2015/11/20	122.37	123.75	122.23	122.91	2015/11/20	131.39	132.25	130.66	130.85	2015/11/20	186.29	188.81	186.02	186.73

先週のIMM取り扱い対ドル8通貨チャート

※ 赤点線は週最高値/青天線は週最低値、BB中心線はSMA21

2015/12/14 ~ 2015/12/18

Chart by OANDA Japan MetaTrader4



Pivot Maker Ver 3.0 by FX_勝てば官軍?

<http://fx.najirane.com>