

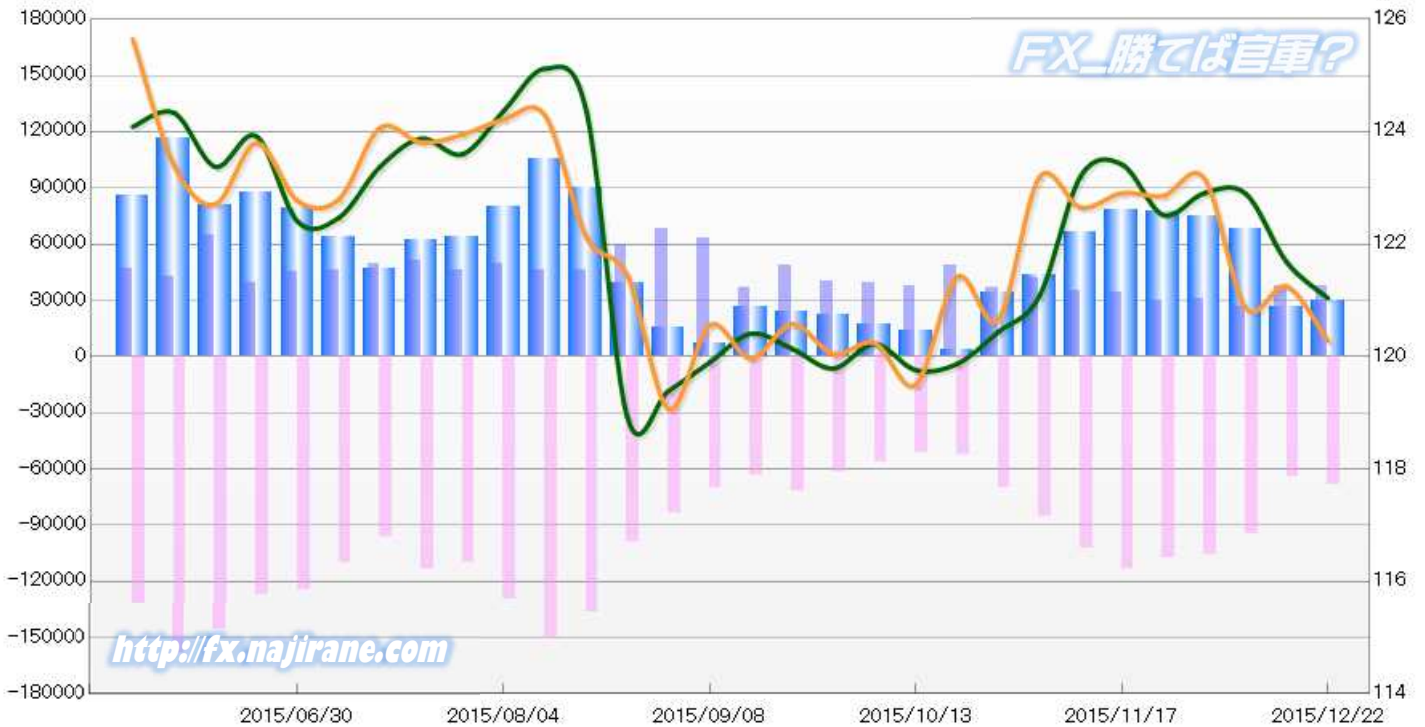
**JAPANESE YEN - CHICAGO MERCANTILE EXCHANGE**  
**2015/06/30 ~ 2015/12/22**

Code-097741  
**2015/12/25 NYクローズ時公表値**

Report_Date	Non Commercial Positions												火曜日 引け値	金曜日 引け値
	Long	増減	増減(%)	Short	増減	増減(%)	売り越し	増減	増減(%)	売買計	増減	増減(%)		
2015/12/22	37677	376	1.0%	68044	4163	6.5%	30367	3787	14.2%	105721	4539	4.5%	121.04	120.28
2015/12/15	37301	10901	41.3%	63881	-30569	-32.4%	26580	-41470	-60.9%	101182	-19668	-16.3%	121.68	121.25
2015/12/08	26400	-4828	-15.5%	94450	-11679	-11.0%	68050	-6851	-9.1%	120850	-16507	-12.0%	122.90	120.87
2015/12/01	31228	951	3.1%	106129	-1484	-1.4%	74901	-2435	-3.1%	137357	-533	-0.4%	122.91	123.17
2015/11/24	30277	-4198	-12.2%	107613	-5473	-4.8%	77336	-1275	-1.6%	137890	-9671	-6.6%	122.52	122.86
2015/11/17	34475	-606	-1.7%	113086	11117	10.9%	78611	11723	17.5%	147561	10511	7.7%	123.42	122.91
2015/11/10	35081	-6408	-15.4%	101969	16693	19.6%	66888	23101	52.8%	137050	10285	8.1%	123.21	122.65
2015/11/03	41489	5052	13.9%	85276	14928	21.2%	43787	9876	29.1%	126765	19980	18.7%	121.08	123.19
2015/10/27	36437	-12310	-25.3%	70348	17962	34.3%	33911	30272	831.9%	106785	5652	5.6%	120.44	120.66
2015/10/20	48747	10743	28.3%	52386	550	1.1%	3639	-10193	-73.7%	101133	11293	12.6%	119.87	121.42
2015/10/13	38004	-1046	-2.7%	51836	-4813	-8.5%	13832	-3767	-21.4%	89840	-5859	-6.1%	119.76	119.50
2015/10/06	39050	-703	-1.8%	56649	-5156	-8.3%	17599	-4453	-20.2%	95699	-5859	-5.8%	120.23	120.24
2015/09/29	39753	-8529	-17.7%	61805	-10155	-14.1%	22052	-1626	-6.9%	101558	-18684	-15.5%	119.79	120.05
2015/09/22	48282	11833	32.5%	71960	8697	13.7%	23678	-3136	-11.7%	120242	20530	20.6%	120.14	120.58
2015/09/15	36449	-26672	-42.3%	63263	-6520	-9.3%	26814	20152	302.5%	99712	-33192	-25.0%	120.41	119.97
2015/09/08	63121	-4902	-7.2%	69783	-13795	-16.5%	6662	-8893	-57.2%	132904	-18697	-12.3%	119.90	120.56
2015/09/01	68023	8101	13.5%	83578	-15403	-15.6%	15555	-23504	-60.2%	151601	-7302	-4.6%	119.39	119.07
2015/08/25	59922	13987	30.4%	98981	-37084	-27.3%	39059	-51071	-56.7%	158903	-23097	-12.7%	118.92	121.44
2015/08/18	45935	167	0.4%	136065	-14929	-9.9%	90130	-15096	-14.3%	182000	-14762	-7.5%	124.38	122.13
2015/08/11	45768	-4138	-8.3%	150994	21372	16.5%	105226	25510	32.0%	196762	17234	9.6%	125.12	124.29
2015/08/04	49906	3636	7.9%	129622	19814	18.0%	79716	16178	25.5%	179528	23450	15.0%	124.37	124.22
2015/07/28	46270	-4629	-9.1%	109808	-3405	-3.0%	63538	1224	2.0%	156078	-8034	-4.9%	123.60	123.95
2015/07/21	50899	1732	3.5%	113213	16675	17.3%	62314	14943	31.5%	164112	18407	12.6%	123.88	123.81
2015/07/14	49167	3097	6.7%	96538	-13161	-12.0%	47371	-16258	-25.6%	145705	-10064	-6.5%	123.38	124.07
2015/07/07	46070	591	1.3%	109699	-14602	-11.7%	63629	-15193	-19.3%	155769	-14011	-8.3%	122.47	122.80
2015/06/30	45479			124301			78822			169780			122.40	122.77

**JAPANESE YEN - CHICAGO MERCANTILE EXCHANGE**  
**FUTURES ONLY POSITIONS**

— 金曜終値 — 火曜終値 — Short枚数 — Long枚数 — 売り越し枚数(マイナスの場合は買越しと読替え)

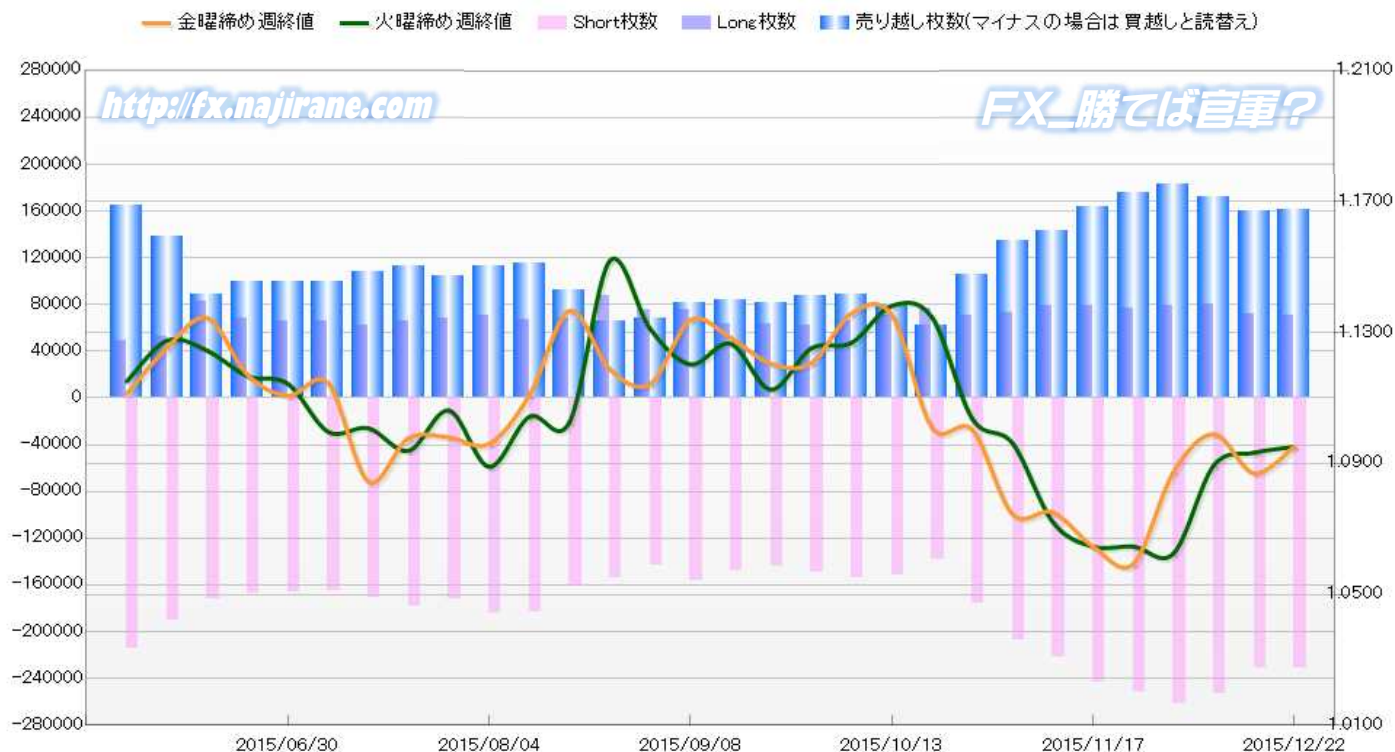


**EURO FX - CHICAGO MERCANTILE EXCHANGE**  
**2015/06/30 ~ 2015/12/22**

Code-099741  
**2015/12/25 NYクローズ時公表値**

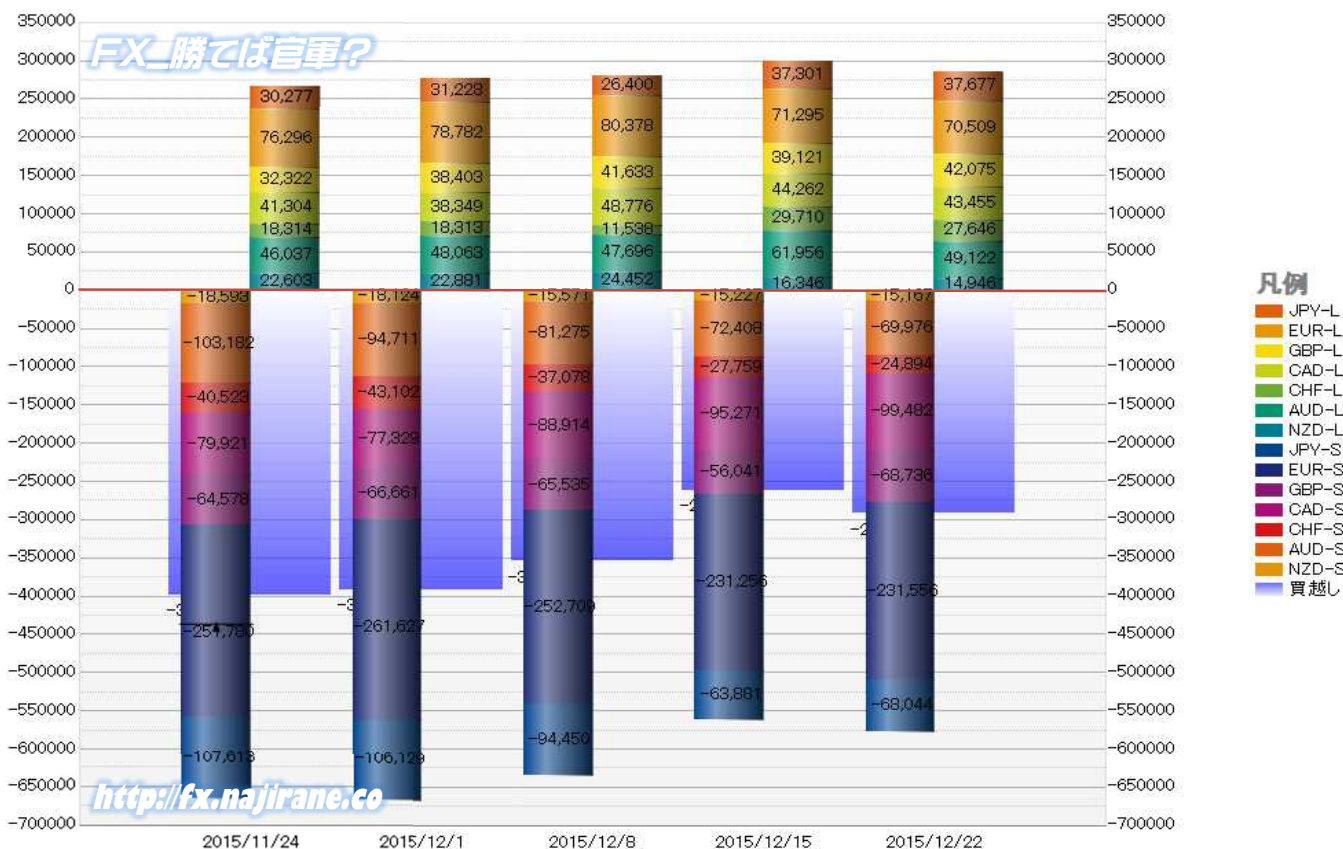
Report_Date	Non Commercial Positions										火曜日 引け値	金曜日 引け値		
	Long	増減		Short	増減		売り越し	増減		売買計			増減	
2015/12/22	70509	-786	-1.1%	231556	300	0.1%	161047	1086	0.7%	302065	-486	-0.2%	1.0951	1.0952
2015/12/15	71295	-9083	-11.3%	231256	-21453	-8.5%	159961	-12370	-7.2%	302551	-30536	-9.2%	1.0933	1.0870
2015/12/08	80378	1596	2.0%	252709	-8918	-3.4%	172331	-10514	-5.8%	333087	-7322	-2.2%	1.0894	1.0990
2015/12/01	78782	2486	3.3%	261627	9847	3.9%	182845	7361	4.2%	340409	12333	3.8%	1.0625	1.0874
2015/11/24	76296	-2602	-3.3%	251780	8705	3.6%	175484	11307	6.9%	328076	6103	1.9%	1.0646	1.0593
2015/11/17	78898	-96	-0.1%	243075	21142	9.5%	164177	21238	14.9%	321973	21046	7.0%	1.0646	1.0646
2015/11/10	78994	6111	8.4%	221933	14716	7.1%	142939	8605	6.4%	300927	20827	7.4%	1.0721	1.0751
2015/11/03	72883	2532	3.6%	207217	30932	17.5%	134334	28400	26.8%	280100	33464	13.6%	1.0962	1.0745
2015/10/27	70351	-5940	-7.8%	176285	37428	27.0%	105934	43368	69.3%	246636	31488	14.6%	1.1037	1.1003
2015/10/20	76291	5159	7.3%	138857	-12851	-8.5%	62566	-18010	-22.4%	215148	-7692	-3.5%	1.1347	1.1010
2015/10/13	71132	5722	8.7%	151708	-2512	-1.6%	80576	-8234	-9.3%	222840	3210	1.5%	1.1382	1.1354
2015/10/06	65410	3478	5.6%	154220	4628	3.1%	88810	1150	1.3%	219630	8106	3.8%	1.1269	1.1359
2015/09/29	61932	-1594	-2.5%	149592	5033	3.5%	87660	6627	8.2%	211524	3439	1.7%	1.1252	1.1207
2015/09/22	63526	110	0.2%	144559	-3059	-2.1%	81033	-3169	-3.8%	208085	-2949	-1.4%	1.1126	1.1205
2015/09/15	63416	-12299	-16.2%	147618	-9338	-5.9%	84202	2961	3.6%	211034	-21637	-9.3%	1.1266	1.1284
2015/09/08	75715	805	1.1%	156956	14189	9.9%	81241	13384	19.7%	232671	14994	6.9%	1.1203	1.1339
2015/09/01	74910	-12897	-14.7%	142767	-11118	-7.2%	67857	1779	2.7%	217677	-24015	-9.9%	1.1311	1.1143
2015/08/25	87807	19334	28.2%	153885	-7320	-4.5%	66078	-26654	-28.7%	241692	12014	5.2%	1.1520	1.1188
2015/08/18	68473	1100	1.6%	161205	-21378	-11.7%	92732	-22478	-19.5%	229678	-20278	-8.1%	1.1027	1.1367
2015/08/11	67373	-3247	-4.6%	182583	-1431	-0.8%	115210	1816	1.6%	249956	-4678	-1.8%	1.1043	1.1109
2015/08/04	70620	2778	4.1%	184014	12164	7.1%	113394	9386	9.0%	254634	14942	6.2%	1.0890	1.0960
2015/07/28	67842	2114	3.2%	171850	-6854	-3.8%	104008	-8968	-7.9%	239692	-4740	-1.9%	1.1062	1.0980
2015/07/21	65728	3052	4.9%	178704	8247	4.8%	112976	5195	4.8%	244432	11299	4.8%	1.0939	1.0978
2015/07/14	62676	-3485	-5.3%	170457	5030	3.0%	107781	8515	8.6%	233133	1545	0.7%	1.1008	1.0845
2015/07/07	66161	607	0.9%	165427	-162	-0.1%	99266	-769	-0.8%	231588	445	0.2%	1.0997	1.1146
2015/06/30	65554			165589			100035			231143			1.1144	1.1107

**EURO FX - CHICAGO MERCANTILE EXCHANGE**  
**FUTURES ONLY POSITIONS**



	2015/11/24			2015/12/01			2015/12/08			2015/12/15			2015/12/22		
	Long	Short	売り越し	Long	Short	売り越し	Long	Short	売り越し	Long	Short	売り越し	Long	Short	売り越し
JPY	30277	107613	77336	31228	106129	74901	26400	94450	68050	37301	63881	26580	<b>37677</b>	<b>68044</b>	<b>30367</b>
	前週比 枚数増減 (枚)			951	-1484	-2435	-4828	-11679	-6851	10901	-30569	-41470	376	4163	3787
	前週比 枚数増減 (%)			3.14%	-1.38%	-3.15%	-15.46%	-11.00%	-9.15%	41.29%	-32.37%	-60.94%	1.01%	6.52%	14.25%
EUR	76296	251780	175484	78782	261627	182845	80378	252709	172331	71295	231256	159961	<b>70509</b>	<b>231556</b>	<b>161047</b>
	前週比 枚数増減 (枚)			2486	9847	7361	1596	-8918	-10514	-9083	-21453	-12370	-786	300	1086
	前週比 枚数増減 (%)			3.26%	3.91%	4.19%	2.03%	-3.41%	-5.75%	-11.30%	-8.49%	-7.18%	-1.10%	0.13%	0.68%
GBP	32322	64578	32256	38403	66661	28258	41633	65535	23902	39121	56041	16920	<b>42075</b>	<b>68736</b>	<b>26661</b>
	前週比 枚数増減 (枚)			6081	2083	-3998	3230	-1126	-4356	-2512	-9494	-6982	2954	12695	9741
	前週比 枚数増減 (%)			18.81%	3.23%	-12.39%	8.41%	-1.69%	-15.42%	-6.03%	-14.49%	-29.21%	7.55%	22.65%	57.57%
AUD	46037	103182	57145	48063	94711	46648	47696	81275	33579	61956	72408	10452	<b>49122</b>	<b>69976</b>	<b>20854</b>
	前週比 枚数増減 (枚)			2026	-8471	-10497	-367	-13436	-13069	14260	-8867	-23127	-12834	-2432	10402
	前週比 枚数増減 (%)			4.40%	-8.21%	-18.37%	-0.76%	-14.19%	-28.02%	29.90%	-10.91%	-68.87%	-20.71%	-3.36%	99.52%
CAD	41304	79921	38617	38349	77329	38980	48776	88914	40138	44262	95271	51009	<b>43455</b>	<b>99482</b>	<b>56027</b>
	前週比 枚数増減 (枚)			-2955	-2592	363	10427	11585	1158	-4514	6357	10871	-807	4211	5018
	前週比 枚数増減 (%)			-7.15%	-3.24%	0.94%	27.19%	14.98%	2.97%	-9.25%	7.15%	27.08%	-1.82%	4.42%	9.84%
CHF	18314	40523	22209	18313	43102	24789	11538	37078	25540	29710	27759	-1951	<b>27646</b>	<b>24894</b>	<b>-2752</b>
	前週比 枚数増減 (枚)			-1	2579	2580	-6775	-6024	751	18172	-9319	-27491	-2064	-2865	-801
	前週比 枚数増減 (%)			-0.01%	6.36%	11.62%	-37.00%	-13.98%	3.03%	157.50%	-25.13%	-107.64%	-6.95%	-10.32%	41.06%
NZD	22603	18593	-4010	22881	18124	-4757	24452	15571	-8881	16346	15227	-1119	<b>14946</b>	<b>15167</b>	<b>221</b>
	前週比 枚数増減 (枚)			278	-469	-747	1571	-2553	-4124	-8106	-344	7762	-1400	-60	1340
	前週比 枚数増減 (%)			1.23%	-2.52%	-18.63%	6.87%	-14.09%	86.69%	-33.15%	-2.21%	-87.40%	-8.56%	-0.39%	-119.75%
MXN	50323	79584	29261	48974	74439	25465	45226	69607	24381	34779	95151	60372	<b>28736</b>	<b>85455</b>	<b>56719</b>
	前週比 枚数増減 (枚)			-1349	-5145	-3796	-3748	-4832	-1084	-10447	25544	35991	-6043	-9696	-3653
	前週比 枚数増減 (%)			-2.68%	-6.46%	-12.97%	-7.65%	-6.49%	-4.26%	-23.10%	36.70%	147.62%	-17.38%	-10.19%	-6.05%
Total All 8	<b>317476</b>	<b>745774</b>	<b>428298</b>	<b>324993</b>	<b>742122</b>	<b>417129</b>	<b>326099</b>	<b>705139</b>	<b>379040</b>	<b>334770</b>	<b>656994</b>	<b>322224</b>	<b>314166</b>	<b>663310</b>	<b>349144</b>
	前週比 枚数増減 (枚)			7517	-3652	-11169	1106	-36983	-38089	8671	-48145	-56816	-20604	6316	26920
	前週比 枚数増減 (%)			2.37%	-0.49%	-2.61%	0.34%	-4.98%	-9.13%	2.66%	-6.83%	-14.99%	-6.15%	0.96%	8.35%
Total 7 (MXN除く)	<b>267153</b>	<b>666190</b>	<b>399037</b>	<b>276019</b>	<b>667683</b>	<b>391664</b>	<b>280873</b>	<b>635532</b>	<b>354659</b>	<b>299991</b>	<b>561843</b>	<b>261852</b>	<b>285430</b>	<b>577855</b>	<b>292425</b>
	前週比 枚数増減 (枚)			8866	1493	-7373	4854	-32151	-37005	19118	-73689	-92807	-14561	16012	30573
	前週比 枚数増減 (%)			3.3%	0.2%	-1.8%	1.8%	-4.8%	-9.4%	6.8%	-11.6%	-26.2%	-4.9%	2.8%	11.7%

### 直近5週 CFTC IMM主要7通貨の構成



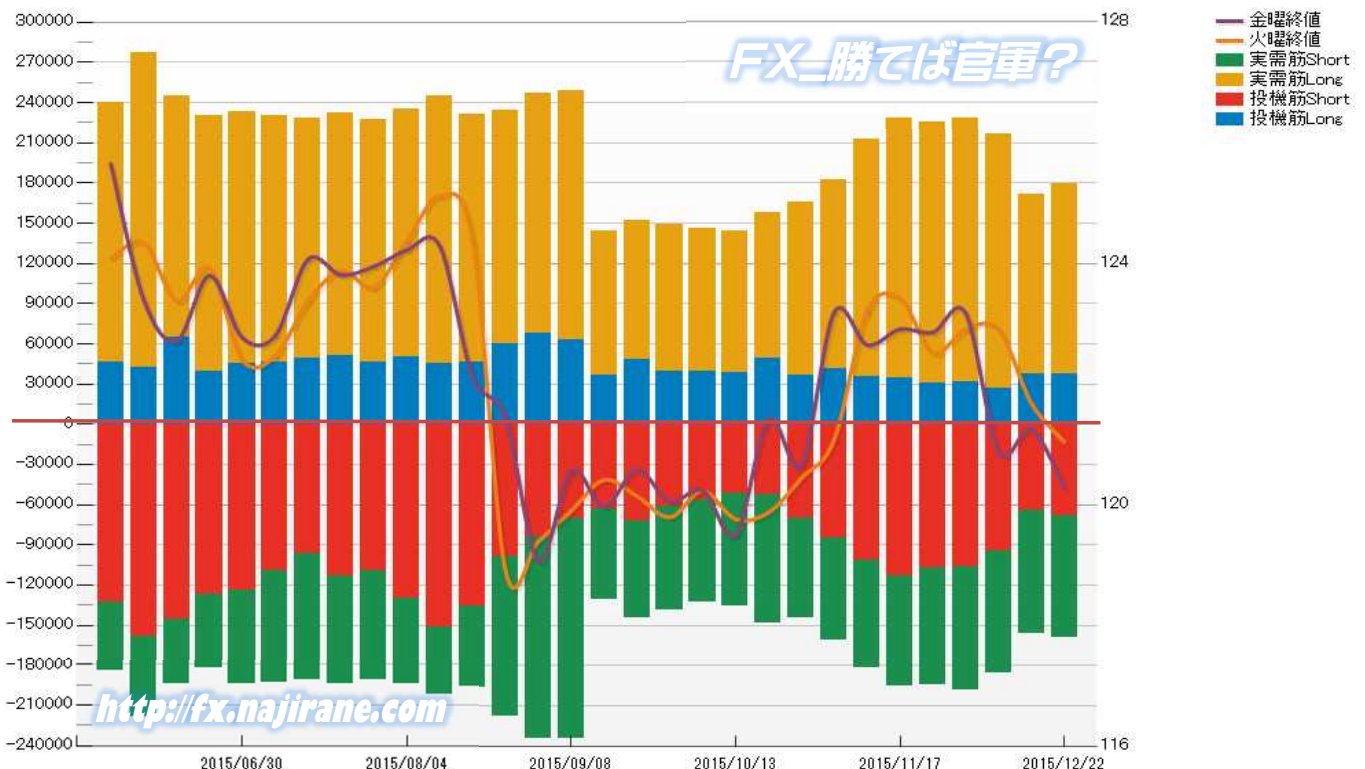


JAPANESE YEN - CHICAGO MERCANTILE EXCHANGE  
FUTURES ONLY POSITIONS

Code-097741  
2015/12/25 公表値

Date	投機筋集計				実需筋集計				投機筋+実需筋合計				ドル円終値	
	円買い	円売り	売り越し	売買計	円買い	円売り	売り越し	売買計	円買い	円売り	売り越し	売買計	火曜締め	金曜締め
2015/12/22	37677	68044	30367	105721	141911	90973	-50938	232884	179588	159017	-20571	338605	121.04	120.28
2015/12/15	37301	63881	26580	101182	134622	92036	-42586	226658	171923	155917	-16006	327840	121.68	121.25
2015/12/08	26400	94450	68050	120850	189782	91225	-98557	281007	216182	185675	-30507	401857	122.90	120.87
2015/12/01	31228	106129	74901	137357	197457	92536	-104921	289993	228685	198665	-30020	427350	122.91	123.17
2015/11/24	30277	107613	77336	137890	194629	86696	-107933	281325	224906	194309	-30597	419215	122.52	122.86
2015/11/17	34475	113086	78611	147561	194025	82801	-111224	276826	228500	195887	-32613	424387	123.42	122.91
2015/11/10	35081	101969	66888	137050	177813	80127	-97686	257940	212894	182096	-30798	394990	123.21	122.65
2015/11/03	41489	85276	43787	126765	140770	75643	-65127	216413	182259	160919	-21340	343178	121.08	123.19
2015/10/27	36437	70348	33911	106785	128969	73765	-55204	202734	165406	144113	-21293	309519	120.44	120.66
2015/10/20	48747	52386	3639	101133	109001	95934	-13067	204935	157748	148320	-9428	306068	119.87	121.42
2015/10/13	38004	51836	13832	89840	106019	84263	-21756	190282	144023	136099	-7924	280122	119.76	119.50
2015/10/06	39050	56649	17599	95699	107023	76265	-30758	183288	146073	132914	-13159	278987	120.23	120.24
2015/09/29	39753	61805	22052	101558	109614	77076	-32538	186690	149367	138881	-10486	288248	119.79	120.05
2015/09/22	48282	71960	23678	120242	103792	72205	-31587	175997	152074	144165	-7909	296239	120.14	120.58
2015/09/15	36449	63263	26814	99712	107374	67815	-39559	175189	143823	131078	-12745	274901	120.41	119.97
2015/09/08	63121	69783	6662	132904	185864	164852	-21012	350716	248985	234635	-14350	483620	119.90	120.56
2015/09/01	68023	83578	15555	151601	179349	150846	-28503	330195	247372	234424	-12948	481796	119.39	119.07
2015/08/25	59922	98981	39059	158903	173759	119045	-54714	292804	233681	218026	-15655	451707	118.92	121.44
2015/08/18	45935	136065	90130	182000	185657	60438	-125219	246095	231592	196503	-35089	428095	124.38	122.13
2015/08/11	45768	150994	105226	196762	199520	51445	-148075	250965	245288	202439	-42849	447727	125.12	124.29
2015/08/04	49906	129622	79716	179528	185079	65098	-119981	250177	234985	194720	-40265	429705	124.37	124.22
2015/07/28	46270	109808	63538	156078	180620	81388	-99232	262008	226890	191196	-35694	418086	123.60	123.95
2015/07/21	50899	113213	62314	164112	181299	81664	-99635	262963	232198	194877	-37321	427075	123.88	123.81
2015/07/14	49167	96538	47371	145705	178906	95409	-83497	274315	228073	191947	-36126	420020	123.38	124.07
2015/07/07	46070	109699	63629	155769	184004	83539	-100465	267543	230074	193238	-36836	423312	122.47	122.80
2015/06/30	45479	124301	78822	169780	187745	70463	-117282	258208	233224	194764	-38460	427988	122.40	122.77
2015/06/23	39019	126736	87717	165755	190910	55586	-135324	246496	229929	182322	-47607	412251	123.92	123.80
2015/06/16	64760	145424	80664	210184	180102	49482	-130620	229584	244862	194906	-49956	439768	123.38	122.71
2015/06/09	42440	158726	116286	201166	234607	60130	-174477	294737	277047	218856	-58191	495903	124.34	123.40
2015/06/02	46681	132374	85693	179055	193122	52276	-140846	245398	239803	184650	-55153	424453	124.09	125.65

JAPANESE YEN - CHICAGO MERCANTILE EXCHANGE  
FUTURES ONLY POSITIONS Code-097741



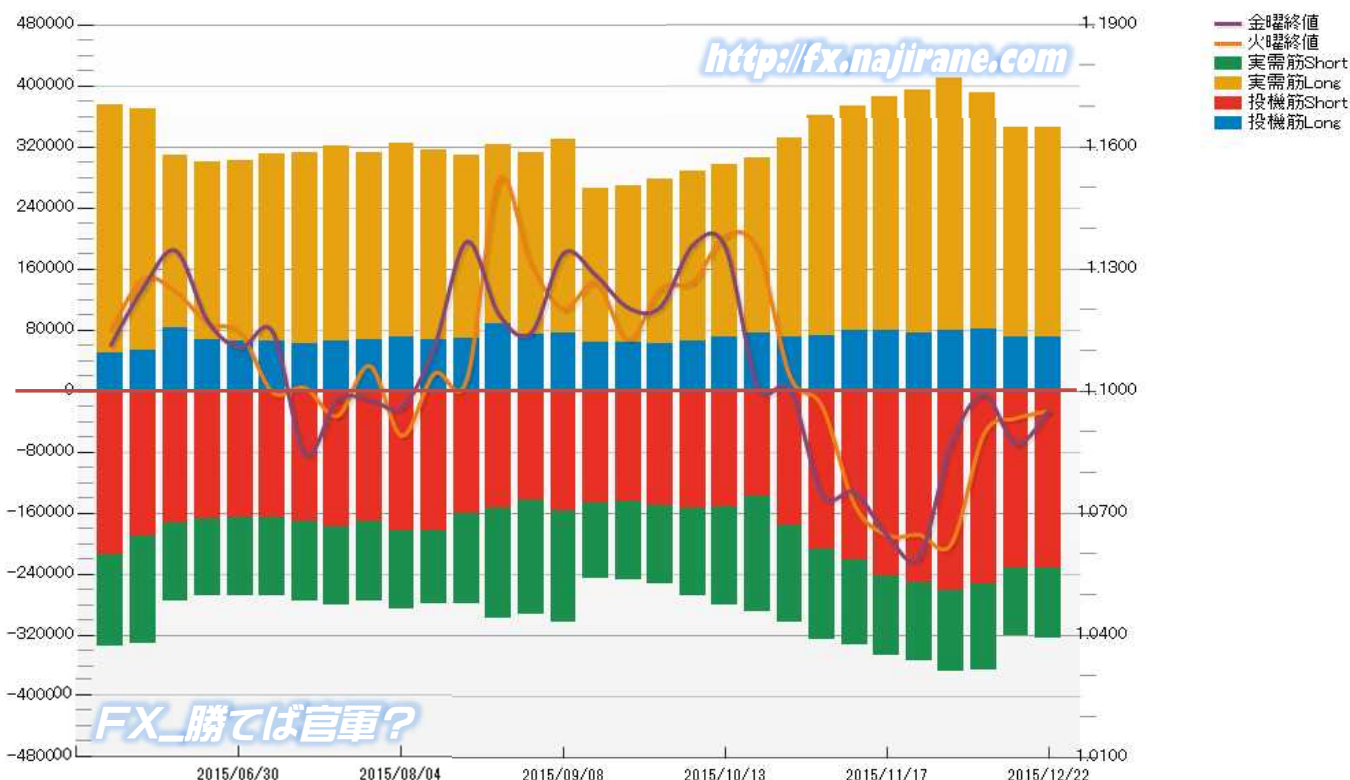
<http://fx.najirane.com>

EURO FX - CHICAGO MERCANTILE EXCHANGE  
FUTURES ONLY POSITIONS

Code-099741  
2015/12/25 公表値

Date	投機筋集計				実需筋集計				投機筋+実需筋合計				ユーロドル終値	
	EUR買い	EUR売り	売り越し	売買計	EUR買い	EUR売り	売り越し	売買計	EUR買い	EUR売り	売り越し	売買計	火曜締め	金曜締め
2015/12/22	70509	231556	161047	302065	275354	93283	-182071	368637	345863	324839	-21024	670702	1.0951	1.0952
2015/12/15	71295	231256	159961	302551	275052	89741	-185311	364793	346347	320997	-25350	667344	1.0933	1.0870
2015/12/08	80378	252709	172331	333087	309680	112572	-197108	422252	390058	365281	-24777	755339	1.0894	1.0990
2015/12/01	78782	261627	182845	340409	330854	106332	-224522	437186	409636	367959	-41677	777595	1.0625	1.0874
2015/11/24	76296	251780	175484	328076	318441	102519	-215922	420960	394737	354299	-40438	749036	1.0646	1.0593
2015/11/17	78898	243075	164177	321973	307454	103302	-204152	410756	386352	346377	-39975	732729	1.0646	1.0646
2015/11/10	78994	221933	142939	300927	294780	110225	-184555	405005	373774	332158	-41616	705932	1.0721	1.0751
2015/11/03	72883	207217	134334	280100	288232	119288	-168944	407520	361115	326505	-34610	687620	1.0962	1.0745
2015/10/27	70351	176285	105934	246636	261683	127233	-134450	388916	332034	303518	-28516	635552	1.1037	1.1003
2015/10/20	76291	138857	62566	215148	229622	150293	-79329	379915	305913	289150	-16763	595063	1.1347	1.1010
2015/10/13	71132	151708	80576	222840	226415	129400	-97015	355815	297547	281108	-16439	578655	1.1382	1.1354
2015/10/06	65410	154220	88810	219630	222477	113970	-108507	336447	287887	268190	-19697	556077	1.1269	1.1359
2015/09/29	61932	149592	87660	211524	215338	103272	-112066	318610	277270	252864	-24406	530134	1.1252	1.1207
2015/09/22	63526	144559	81033	208085	204828	102714	-102114	307542	268354	247273	-21081	515627	1.1126	1.1205
2015/09/15	63416	147618	84202	211034	201476	99066	-102410	300542	264892	246684	-18208	511576	1.1266	1.1284
2015/09/08	75715	156956	81241	232671	254844	146399	-108445	401243	330559	303355	-27204	633914	1.1203	1.1339
2015/09/01	74910	142767	67857	217677	238443	150100	-88343	388543	313353	292867	-20486	606220	1.1311	1.1143
2015/08/25	87807	153885	66078	241692	235992	144841	-91151	380833	323799	298726	-25073	622525	1.1520	1.1188
2015/08/18	68473	161205	92732	229678	240738	118412	-122326	359150	309211	279617	-29594	588828	1.1027	1.1367
2015/08/11	67373	182583	115210	249956	248825	96502	-152323	345327	316198	279085	-37113	595283	1.1043	1.1109
2015/08/04	70620	184014	113394	254634	254646	102623	-152023	357269	325266	286637	-38629	611903	1.0890	1.0960
2015/07/28	67842	171850	104008	239692	244469	103550	-140919	348019	312311	275400	-36911	587711	1.1062	1.0980
2015/07/21	65728	178704	112976	244432	254622	101507	-153115	356129	320350	280211	-40139	600561	1.0939	1.0978
2015/07/14	62676	170457	107781	233133	249129	105205	-143924	354334	311805	275662	-36143	587467	1.1008	1.0845
2015/07/07	66161	165427	99266	231588	245408	103930	-141478	349338	311569	269357	-42212	580926	1.0997	1.1146
2015/06/30	65554	165589	100035	231143	236963	102207	-134756	339170	302517	267796	-34721	570313	1.1144	1.1107
2015/06/23	67867	167173	99306	235040	233162	101253	-131909	334415	301029	268426	-32603	569455	1.1167	1.1171
2015/06/16	82714	172071	89357	254785	225812	102841	-122971	328653	308526	274912	-33614	583438	1.1245	1.1345
2015/06/09	52643	190617	137974	243260	316710	139995	-176715	456705	369353	330612	-38741	699965	1.1276	1.1254
2015/06/02	49471	214983	165512	264454	326452	119316	-207136	445768	375923	334299	-41624	710222	1.1151	1.1113

EURO FX - CHICAGO MERCANTILE EXCHANGE  
FUTURES ONLY POSITIONS Code-099741



# CME Daily Volume

シカゴ・マーカントイル取引所 取扱高日次データ

FX\_勝てば官軍?

<http://fx.najirane.com>

EU Euro		取扱高			当日含む前5営業日計			参考レート	
Date	CALL	PUT	FUTURE	CALL	PUT	FUTURE	Open	Close	
2015/12/24 (木)	2062	4819	51457	40554	48210	637752	1.0905	1.0952	
2015/12/23 (水)	8682	10636	119502	60029	75344	812436	1.0951	1.0905	
2015/12/22 (火)	11203	10882	139671	68045	93679	983679	1.0910	1.0951	
2015/12/21 (月)	7617	6721	134515	71840	93790	1064716	1.0860	1.0910	
2015/12/18 (金)	10990	15152	192607	73652	97140	1165286	1.0835	1.0870	
2015/12/17 (木)	21537	31953	226141	73807	90501	1370201	1.0892	1.0835	
2015/12/16 (水)	16698	28971	290745	61412	71305	1768363	1.0933	1.0893	
2015/12/15 (火)	14998	10993	220708	61774	73775	2144947	1.1000	1.0933	
2015/12/14 (月)	9429	10071	235085	58332	74879	2231709	1.0972	1.1000	
2015/12/11 (金)	11145	8513	397522	61227	75482	2289342	1.0940	1.0990	

AUS Dollar		取扱高			当日含む前5営業日計			参考レート	
Date	CALL	PUT	FUTURE	CALL	PUT	FUTURE	Open	Close	
2015/12/24 (木)	151	364	25973	3633	5216	217699	0.7229	0.7272	
2015/12/23 (水)	815	727	33099	5305	8092	280222	0.7230	0.7229	
2015/12/22 (火)	641	823	43688	5870	8680	324695	0.7184	0.7229	
2015/12/21 (月)	772	1253	42475	6149	9086	358247	0.7170	0.7184	
2015/12/18 (金)	1254	2049	72464	6364	8812	395664	0.7117	0.7180	
2015/12/17 (木)	1823	3240	88496	7274	12322	429059	0.7205	0.7117	
2015/12/16 (水)	1380	1315	77572	7647	10914	484162	0.7201	0.7204	
2015/12/15 (火)	920	1229	77240	7900	11955	621627	0.7247	0.7201	
2015/12/14 (月)	987	979	79892	9337	12931	676963	0.7185	0.7247	
2015/12/11 (金)	2164	5559	105859	10910	14051	694828	0.7264	0.7188	

CHE Franc		取扱高			当日含む前5営業日計			参考レート	
Date	CALL	PUT	FUTURE	CALL	PUT	FUTURE	Open	Close	
2015/12/24 (木)	0	7	4410	212	609	55535	1.0092	1.0127	
2015/12/23 (水)	1	3	11454	266	775	70009	1.0123	1.0092	
2015/12/22 (火)	1	2	9991	286	786	84495	1.0076	1.0122	
2015/12/21 (月)	126	544	13869	370	875	93065	1.0071	1.0076	
2015/12/18 (金)	84	53	15811	497	393	100376	1.0050	1.0080	
2015/12/17 (木)	54	173	18884	443	469	115706	1.0090	1.0050	
2015/12/16 (水)	21	14	25940	495	388	158974	1.0090	1.0085	
2015/12/15 (火)	85	91	18561	816	465	198871	1.0147	1.0090	
2015/12/14 (月)	253	62	21180	938	793	219603	1.0162	1.0147	
2015/12/11 (金)	30	129	31141	767	813	240368	1.0116	1.0165	

JPN Yen		取扱高			当日含む前5営業日計			参考レート	
Date	CALL	PUT	FUTURE	CALL	PUT	FUTURE	Open	Close	
2015/12/24 (木)	1685	848	53846	9832	7374	467405	120.92	120.28	
2015/12/23 (水)	550	836	47875	10156	8290	537506	121.04	120.92	
2015/12/22 (火)	2265	1274	72505	13012	10302	619492	121.24	121.04	
2015/12/21 (月)	1667	1452	84698	14075	11197	660235	121.33	121.24	
2015/12/18 (金)	3665	2964	208481	18080	12385	711285	122.53	121.25	
2015/12/17 (木)	2009	1764	123947	22068	15936	744428	122.33	122.52	
2015/12/16 (水)	3406	2848	129861	27901	17154	888970	121.67	122.33	
2015/12/15 (火)	3328	2169	113248	33453	20887	1190238	120.91	121.68	
2015/12/14 (月)	5672	2640	135748	37783	20637	1226165	121.08	120.91	
2015/12/11 (金)	7653	6515	241624	36167	21988	1239296	121.66	120.87	

CAN Dollar		取扱高			当日含む前5営業日計			参考レート	
Date	CALL	PUT	FUTURE	CALL	PUT	FUTURE	Open	Close	
2015/12/24 (木)	1112	556	17928	10033	6628	207114	0.7217	0.7220	
2015/12/23 (水)	2652	1346	46413	12885	9867	260063	0.7183	0.7216	
2015/12/22 (火)	738	665	32045	12751	11110	280914	0.7162	0.7183	
2015/12/21 (月)	2018	1562	40390	13842	12533	297744	0.7174	0.7162	
2015/12/18 (金)	3513	2499	70338	14643	13740	337155	0.7176	0.7173	
2015/12/17 (木)	3964	3795	70877	14083	14259	386549	0.7257	0.7176	
2015/12/16 (水)	2518	2589	67264	12941	12529	469490	0.7280	0.7256	
2015/12/15 (火)	1829	2088	48875	13934	12162	572712	0.7286	0.7280	
2015/12/14 (月)	2819	2769	79801	15710	14201	675121	0.7281	0.7287	
2015/12/11 (金)	2953	3018	119732	15514	13662	706301	0.7334	0.7277	

NZL Dollar		取扱高			当日含む前5営業日計			参考レート	
Date	CALL	PUT	FUTURE	CALL	PUT	FUTURE	Open	Close	
2015/12/24 (木)	0	0	8569	0	0	47318	0.6788	0.6839	
2015/12/23 (水)	0	0	10252	0	0	61402	0.6811	0.6788	
2015/12/22 (火)	0	0	9779	0	0	75328	0.6768	0.6811	
2015/12/21 (月)	0	0	14046	0	0	82949	0.6730	0.6768	
2015/12/18 (金)	0	0	18756	0	0	88306	0.6688	0.6738	
2015/12/17 (木)	0	0	22495	0	0	100545	0.6759	0.6688	
2015/12/16 (水)	0	0	17873	0	0	127900	0.6777	0.6758	
2015/12/15 (火)	0	0	15136	0	0	156552	0.6762	0.6776	
2015/12/14 (月)	0	0	26285	0	0	156615	0.6711	0.6762	
2015/12/11 (金)	0	0	46111	0	0	168227	0.6740	0.6714	

MEX Peso		取扱高			当日含む前5営業日計			参考レート	
Date	CALL	PUT	FUTURE	CALL	PUT	FUTURE	Open	Close	
2015/12/24 (木)	15	40	9466	65	65	106916	5.7914	5.7986	
2015/12/23 (水)	50	0	19534	183	169	141880	5.8112	5.8026	
2015/12/22 (火)	0	0	18627	139	169	176562	5.8471	5.8156	
2015/12/21 (月)	0	0	27781	163	175	198812	5.8569	5.8166	
2015/12/18 (金)	0	25	31508	170	263	233838	5.8718	5.8475	
2015/12/17 (木)	133	144	44430	234	239	287164	5.8819	5.8723	
2015/12/16 (水)	6	0	54216	101	120	389228	5.8437	5.8891	
2015/12/15 (火)	24	6	40877	147	120	430286	5.7877	5.8314	
2015/12/14 (月)	7	88	62807	173	525	511346	5.7620	5.7732	
2015/12/11 (金)	64	1	84834	296	502	506103	5.7800	5.7503	





# IMM扱い8通貨/ダウ/日経/金/オイル/主要クロス円の過去5日及び過去5週の4本値

AUDUSD					CADUSD					CHFUSD				
Date	Open	High	Low	Close	Date	Open	High	Low	Close	Date	Open	High	Low	Close
2015/12/24	0.7229	0.7281	0.7227	0.7272	2015/12/24	0.7217	0.7236	0.7208	0.7220	2015/12/24	1.0092	1.0149	1.0086	1.0127
2015/12/23	0.7230	0.7248	0.7209	0.7229	2015/12/23	0.7183	0.7228	0.7175	0.7217	2015/12/23	1.0123	1.0127	1.0055	1.0092
2015/12/22	0.7184	0.7249	0.7182	0.7229	2015/12/22	0.7162	0.7187	0.7161	0.7183	2015/12/22	1.0076	1.0146	1.0062	1.0122
2015/12/21	0.7170	0.7195	0.7156	0.7184	2015/12/21	0.7174	0.7188	0.7146	0.7162	2015/12/21	1.0071	1.0103	1.0031	1.0076
2015/12/18	0.7117	0.7200	0.7112	0.7180	2015/12/18	0.7176	0.7218	0.7142	0.7173	2015/12/18	1.0050	1.0085	1.0024	1.0080

CNYUSD					EURUSD					GBPUSD				
Date	Open	High	Low	Close	Date	Open	High	Low	Close	Date	Open	High	Low	Close
2015/12/25	0.1528	0.1531	0.1527	0.1528	2015/12/24	1.0905	1.0966	1.0905	1.0952	2015/12/24	1.4872	1.4945	1.4870	1.4923
2015/12/24	0.1527	0.1530	0.1527	0.1528	2015/12/23	1.0951	1.0953	1.0871	1.0905	2015/12/23	1.4828	1.4901	1.4820	1.4872
2015/12/23	0.1531	0.1532	0.1528	0.1528	2015/12/22	1.0910	1.0984	1.0903	1.0951	2015/12/22	1.4885	1.4908	1.4806	1.4827
2015/12/22	0.1526	0.1530	0.1526	0.1530	2015/12/21	1.0860	1.0939	1.0849	1.0910	2015/12/21	1.4904	1.4929	1.4879	1.4885
2015/12/21	0.1525	0.1527	0.1525	0.1526	2015/12/18	1.0835	1.0874	1.0805	1.0870	2015/12/18	1.4907	1.4950	1.4886	1.4920

JPYUSD					MXNUSD					NZDUSD				
Date	Open	High	Low	Close	Date	Open	High	Low	Close	Date	Open	High	Low	Close
2015/12/24	0.8270	0.8316	0.8266	0.8314	2015/12/25	0.0580	0.0580	0.0579	0.0580	2015/12/24	0.6788	0.6843	0.6786	0.6839
2015/12/23	0.8262	0.8277	0.8255	0.8270	2015/12/24	0.0579	0.0581	0.0578	0.0580	2015/12/23	0.6811	0.6829	0.6762	0.6788
2015/12/22	0.8248	0.8283	0.8244	0.8262	2015/12/23	0.0581	0.0583	0.0580	0.0580	2015/12/22	0.6768	0.6836	0.6766	0.6811
2015/12/21	0.8242	0.8274	0.8230	0.8248	2015/12/22	0.0585	0.0585	0.0580	0.0582	2015/12/21	0.6730	0.6780	0.6721	0.6768
2015/12/18	0.8162	0.8260	0.8095	0.8247	2015/12/21	0.0586	0.0587	0.0581	0.0582	2015/12/18	0.6688	0.6753	0.6683	0.6738

Nikkei 225 - Japonia (NIKKEI)					5営業日以内に休場日あり	
Date	Open	High	Low	Close	(ドル建て終値)	出来高
2015/12/25	18823.91	18870.70	18744.44	18769.06	156.01	1226235520
2015/12/24	19071.41	19071.41	18780.94	18789.69	155.98	1295178496
2015/12/23	18927.86	18943.46	18824.65	18886.70	155.93	1356651264
2015/12/22	18845.50	18979.83	18651.13	18916.02	155.96	1548386432
2015/12/21	19320.46	19869.08	18982.25	18986.80	155.89	1991975936
2015/12/18	19320.46	19869.08	18651.13	18769.06	156.01	2987511500
週4本値	19320.46	19869.08	18651.13	18769.06		(225銘柄計) (東証一部合計)

XAUUSD					5営業日以内に休業日あり	
Date	Open	High	Low	Close		
2015/12/24	1072.31	1077.18	1071.48	1075.99		0
2015/12/23	1073.62	1075.73	1068.37	1071.13		0
2015/12/22	1078.52	1081.00	1072.01	1072.47		0
2015/12/21	1064.42	1081.86	1064.19	1080.28		0
2015/12/18	1053.45	1071.30	1051.49	1066.65		0
週4本値	1053.45	1081.86	1051.49	1075.99		

Dow Jones Industrial - USA (DJIA)					5営業日以内に休業日あり	
Date	Open	High	Low	Close	出来高	
2015/12/24	17593.26	17606.34	17543.95	17552.17	40346493	
2015/12/23	17427.63	17607.92	17427.63	17602.61	92819617	
2015/12/22	17253.55	17451.11	17242.86	17417.27	91571681	
2015/12/21	17154.94	17272.36	17116.73	17251.62	114909075	
2015/12/18	17495.04	17496.58	17124.31	17128.55	344564786	
週4本値	17495.04	17607.92	17116.73	17552.17	40346493	

Historical Data by **Stooq**  
 Historical Data by **MarketNewsline**  
 (ダウと日経)  
 Arrangement by **FX\_勝てば官軍?**

Crude Light Oil					5営業日以内に休業日あり	
Date	Open	High	Low	Close	Volume	
2015/12/24	37.89	38.28	37.40	38.12	0	
2015/12/23	36.45	37.93	36.29	37.88	0	
2015/12/22	35.83	36.53	35.66	36.47	548323	
2015/12/21	35.87	36.08	35.36	35.78	492308	
2015/12/18	34.80	35.56	34.29	34.72	696858	
週4本値	34.80	38.28	34.29	38.12		

USDJPY					EURJPY					GBPJPY				
日付	始値	高値	安値	終値	日付	始値	高値	安値	終値	日付	始値	高値	安値	終値
2015/12/24	120.92	120.98	120.25	120.28	2015/12/24	131.87	132.01	131.60	131.73	2015/12/24	179.84	179.96	178.98	179.49
2015/12/23	121.04	121.14	120.82	120.92	2015/12/23	132.55	132.63	131.51	131.87	2015/12/23	179.47	180.17	179.33	179.83
2015/12/22	121.24	121.31	120.73	121.04	2015/12/22	132.27	132.79	132.09	132.55	2015/12/22	180.47	180.62	179.04	179.46
2015/12/21	121.33	121.51	120.87	121.24	2015/12/21	131.76	132.35	131.66	132.27	2015/12/21	180.82	181.23	179.98	180.47
2015/12/18	122.53	123.53	121.06	121.25	2015/12/18	132.75	133.82	131.05	131.80	2015/12/18	182.64	183.97	180.71	180.91

USDJPY Weekly					EURJPY Weekly					GBPJPY Weekly				
日付	始値	高値	安値	終値	日付	始値	高値	安値	終値	日付	始値	高値	安値	終値
2015/12/25	121.33	121.51	120.25	120.28	2015/12/25	131.76	132.79	131.51	131.73	2015/12/25	180.82	181.23	178.98	179.49
2015/12/18	121.08	123.53	120.35	121.25	2015/12/18	132.84	133.82	131.05	131.80	2015/12/18	183.94	184.40	180.71	180.91
2015/12/11	123.21	123.48	120.59	120.87	2015/12/11	134.00	134.22	132.64	132.83	2015/12/11	186.13	186.35	183.38	184.04
2015/12/04	122.77	123.67	122.30	123.17	2015/12/04	130.02	134.59	129.77	133.94	2015/12/04	184.59	186.24	183.98	186.06
2015/11/27	122.88	123.26	122.26	122.86	2015/11/27	130.78	131.04	129.67	130.15	2015/11/27	186.59	186.98	184.25	184.75

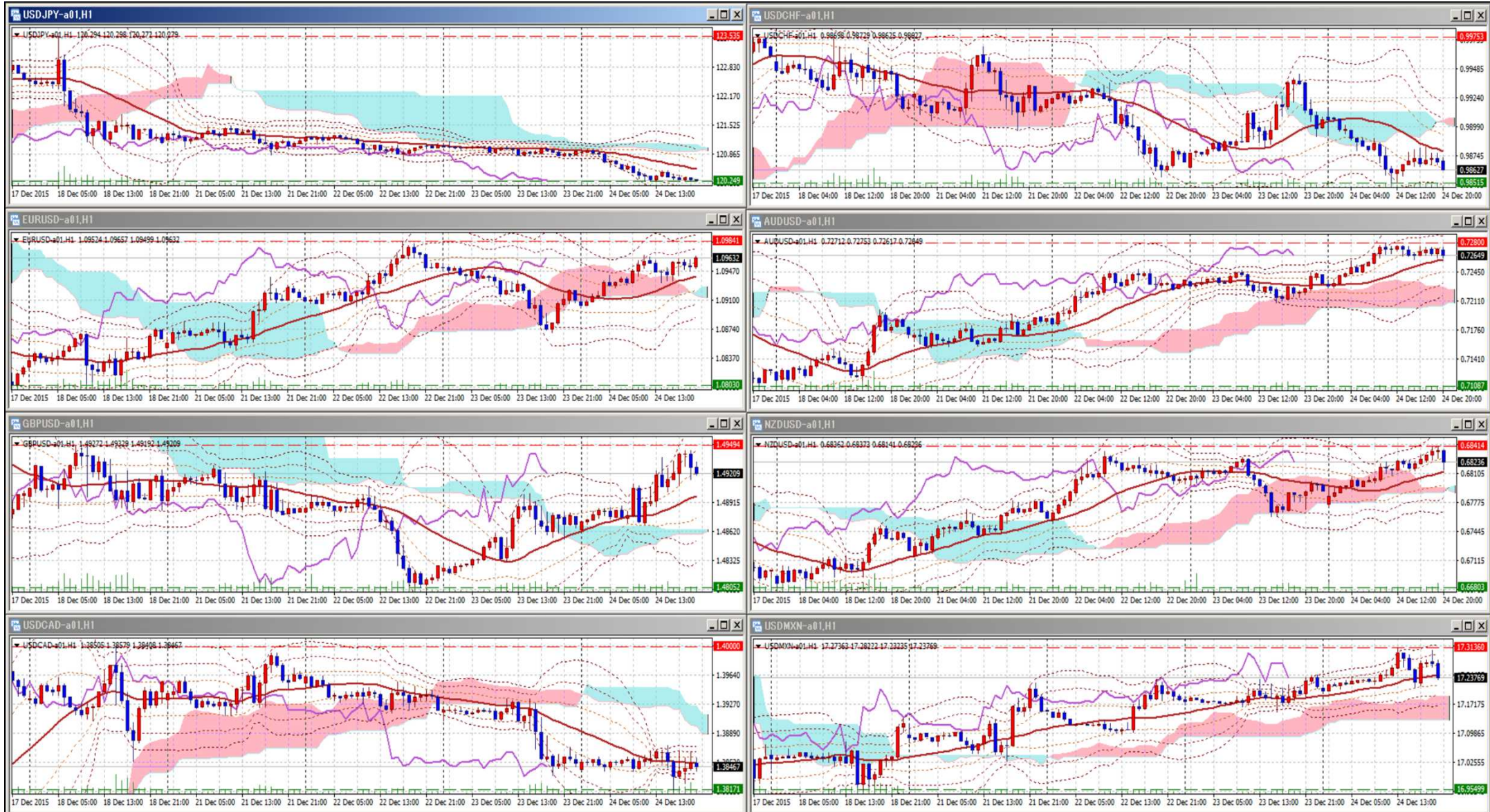


# 先週のIMM取り扱い対ドル8通貨チャート

※ 赤点線は週最高値/青天線は週最低値、BB中心線はSMA21

2015/12/18 ~ 2015/12/24

Chart by OANDA Japan MetaTrader4



Pivot Maker Ver 3.0 by FX\_勝てば官軍?

<http://fx.najirane.com>