

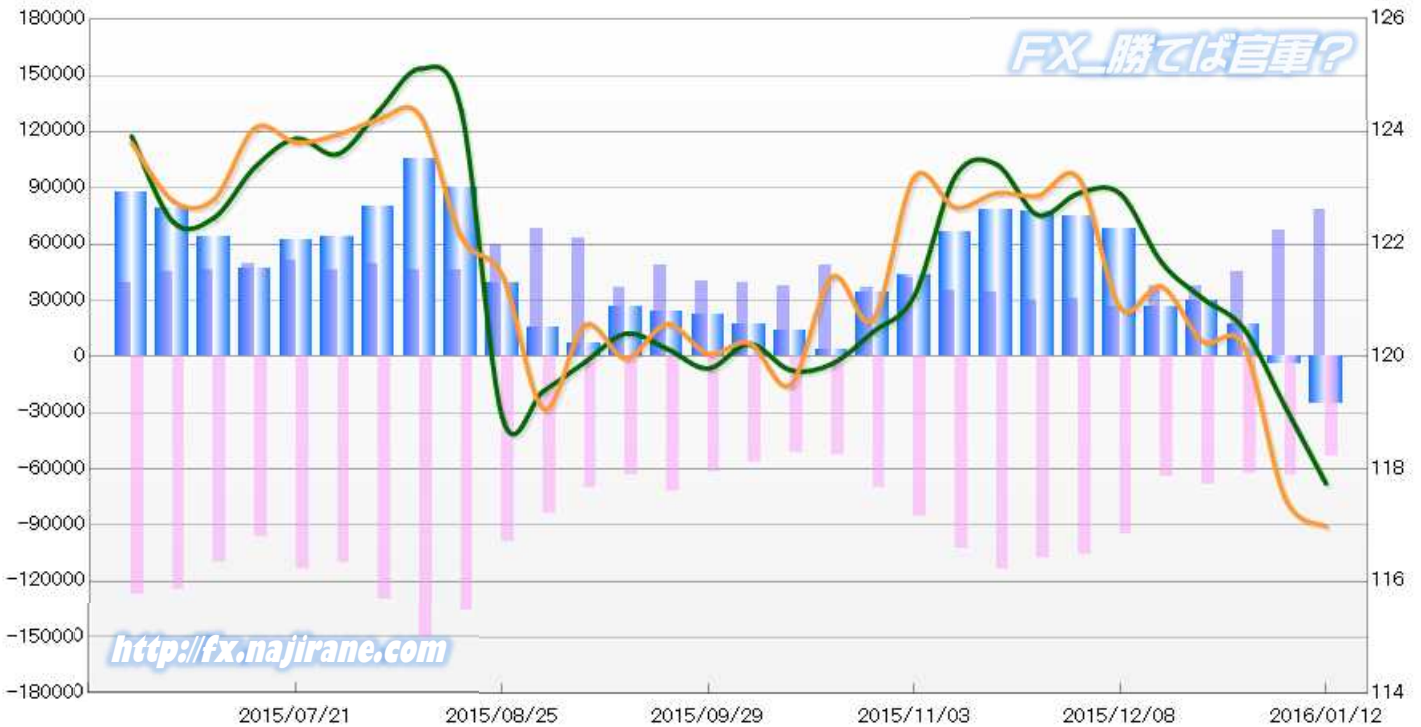
JAPANESE YEN - CHICAGO MERCANTILE EXCHANGE
2015/07/21 ~ 2016/01/12

Code-097741
2016/01/15 NYクローズ時公表値

Report_Date	Non Commercial Positions												火曜日 引け値	金曜日 引け値
	Long	増減	増減(%)	Short	増減	増減(%)	売り越し	増減	増減(%)	売買計	増減	増減(%)		
2016/01/12	78385	10914	16.2%	53119	-10249	-16.2%	-25266	21163	515.8%	131504	665	0.5%	117.74	116.98
2016/01/05	67471	22463	49.9%	63368	1134	1.8%	-4103	-21329	#####	130839	23597	22.0%	119.12	117.49
2015/12/29	45008	7331	19.5%	62234	-5810	-8.5%	17226	-13141	-43.3%	107242	1521	1.4%	120.50	120.19
2015/12/22	37677	376	1.0%	68044	4163	6.5%	30367	3787	14.2%	105721	4539	4.5%	121.04	120.28
2015/12/15	37301	10901	41.3%	63881	-30569	-32.4%	26580	-41470	-60.9%	101182	-19668	-16.3%	121.68	121.25
2015/12/08	26400	-4828	-15.5%	94450	-11679	-11.0%	68050	-6851	-9.1%	120850	-16507	-12.0%	122.90	120.87
2015/12/01	31228	951	3.1%	106129	-1484	-1.4%	74901	-2435	-3.1%	137357	-533	-0.4%	122.91	123.17
2015/11/24	30277	-4198	-12.2%	107613	-5473	-4.8%	77336	-1275	-1.6%	137890	-9671	-6.6%	122.52	122.86
2015/11/17	34475	-606	-1.7%	113086	11117	10.9%	78611	11723	17.5%	147561	10511	7.7%	123.42	122.91
2015/11/10	35081	-6408	-15.4%	101969	16693	19.6%	66888	23101	52.8%	137050	10285	8.1%	123.21	122.65
2015/11/03	41489	5052	13.9%	85276	14928	21.2%	43787	9876	29.1%	126765	19980	18.7%	121.08	123.19
2015/10/27	36437	-12310	-25.3%	70348	17962	34.3%	33911	30272	831.9%	106785	5652	5.6%	120.44	120.66
2015/10/20	48747	10743	28.3%	52386	550	1.1%	3639	-10193	-73.7%	101133	11293	12.6%	119.87	121.42
2015/10/13	38004	-1046	-2.7%	51836	-4813	-8.5%	13832	-3767	-21.4%	89840	-5859	-6.1%	119.76	119.50
2015/10/06	39050	-703	-1.8%	56649	-5156	-8.3%	17599	-4453	-20.2%	95699	-5859	-5.8%	120.23	120.24
2015/09/29	39753	-8529	-17.7%	61805	-10155	-14.1%	22052	-1626	-6.9%	101558	-18684	-15.5%	119.79	120.05
2015/09/22	48282	11833	32.5%	71960	8697	13.7%	23678	-3136	-11.7%	120242	20530	20.6%	120.14	120.58
2015/09/15	36449	-26672	-42.3%	63263	-6520	-9.3%	26814	20152	302.5%	99712	-33192	-25.0%	120.41	119.97
2015/09/08	63121	-4902	-7.2%	69783	-13795	-16.5%	6662	-8893	-57.2%	132904	-18697	-12.3%	119.90	120.56
2015/09/01	68023	8101	13.5%	83578	-15403	-15.6%	15555	-23504	-60.2%	151601	-7302	-4.6%	119.39	119.07
2015/08/25	59922	13987	30.4%	98981	-37084	-27.3%	39059	-51071	-56.7%	158903	-23097	-12.7%	118.92	121.44
2015/08/18	45935	167	0.4%	136065	-14929	-9.9%	90130	-15096	-14.3%	182000	-14762	-7.5%	124.38	122.13
2015/08/11	45768	-4138	-8.3%	150994	21372	16.5%	105226	25510	32.0%	196762	17234	9.6%	125.12	124.29
2015/08/04	49906	3636	7.9%	129622	19814	18.0%	79716	16178	25.5%	179528	23450	15.0%	124.37	124.22
2015/07/28	46270	-4629	-9.1%	109808	-3405	-3.0%	63538	1224	2.0%	156078	-8034	-4.9%	123.60	123.95
2015/07/21	50899			113213			62314			164112			123.88	123.81

JAPANESE YEN - CHICAGO MERCANTILE EXCHANGE
FUTURES ONLY POSITIONS

— 金曜終値 — 火曜終値 — Short枚数 — Long枚数 — 売り越し枚数(マイナスの場合は買越しと読替え)



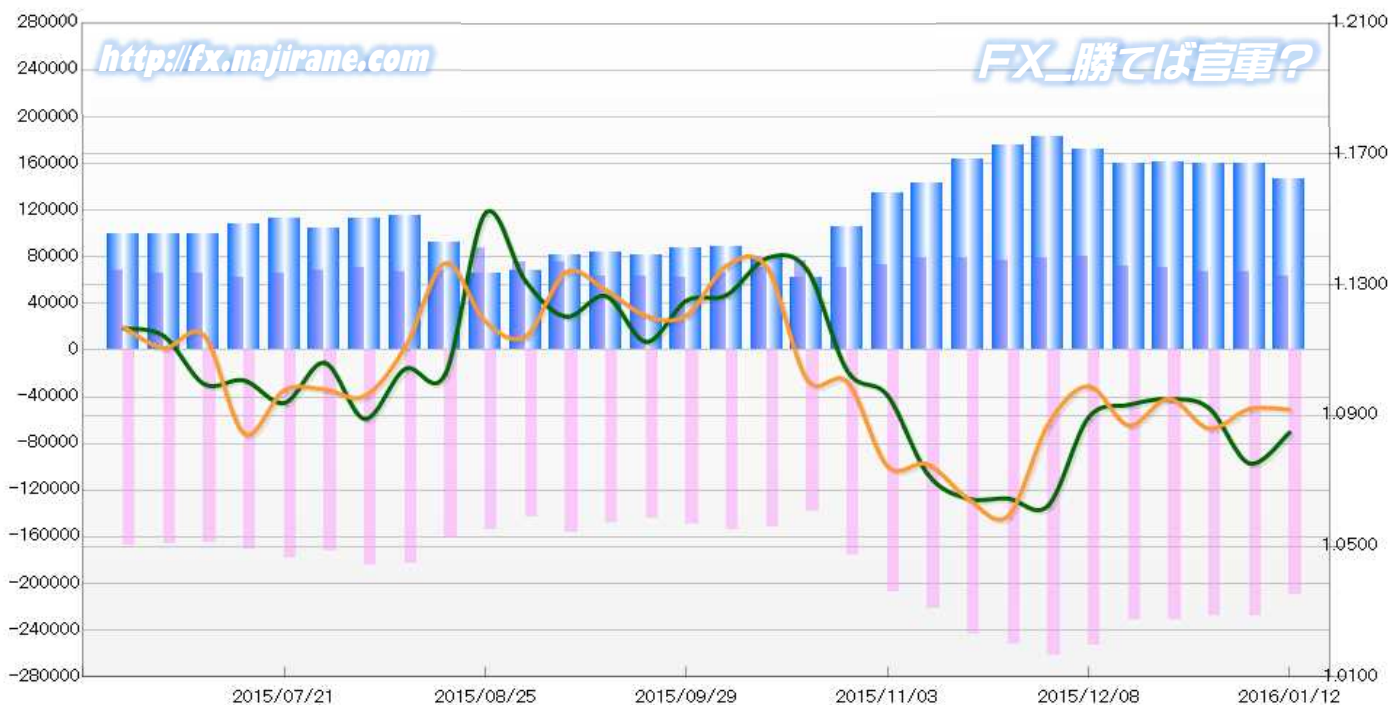
EURO FX - CHICAGO MERCANTILE EXCHANGE
2015/07/21 ~ 2016/01/12

Code-099741
2016/01/15 NYクローズ時公表値

Report_Date	Non Commercial Positions												火曜日 引け値	金曜日 引け値
	Long	増減		Short	増減		売り越し	増減		売買計	増減			
2016/01/12	63162	-3695	-5.5%	209613	-17887	-7.9%	146451	-14192	-8.8%	272775	-21582	-7.3%	1.0848	1.0919
2016/01/05	66857	-116	-0.2%	227500	-23	0.0%	160643	93	0.1%	294357	-139	0.0%	1.0754	1.0921
2015/12/29	66973	-3536	-5.0%	227523	-4033	-1.7%	160550	-497	-0.3%	294496	-7569	-2.5%	1.0923	1.0861
2015/12/22	70509	-786	-1.1%	231556	300	0.1%	161047	1086	0.7%	302065	-486	-0.2%	1.0951	1.0952
2015/12/15	71295	-9083	-11.3%	231256	-21453	-8.5%	159961	-12370	-7.2%	302551	-30536	-9.2%	1.0933	1.0870
2015/12/08	80378	1596	2.0%	252709	-8918	-3.4%	172331	-10514	-5.8%	333087	-7322	-2.2%	1.0894	1.0990
2015/12/01	78782	2486	3.3%	261627	9847	3.9%	182845	7361	4.2%	340409	12333	3.8%	1.0625	1.0874
2015/11/24	76296	-2602	-3.3%	251780	8705	3.6%	175484	11307	6.9%	328076	6103	1.9%	1.0646	1.0593
2015/11/17	78898	-96	-0.1%	243075	21142	9.5%	164177	21238	14.9%	321973	21046	7.0%	1.0646	1.0646
2015/11/10	78994	6111	8.4%	221933	14716	7.1%	142939	8605	6.4%	300927	20827	7.4%	1.0721	1.0751
2015/11/03	72883	2532	3.6%	207217	30932	17.5%	134334	28400	26.8%	280100	33464	13.6%	1.0962	1.0745
2015/10/27	70351	-5940	-7.8%	176285	37428	27.0%	105934	43368	69.3%	246636	31488	14.6%	1.1037	1.1003
2015/10/20	76291	5159	7.3%	138857	-12851	-8.5%	62566	-18010	-22.4%	215148	-7692	-3.5%	1.1347	1.1010
2015/10/13	71132	5722	8.7%	151708	-2512	-1.6%	80576	-8234	-9.3%	222840	3210	1.5%	1.1382	1.1354
2015/10/06	65410	3478	5.6%	154220	4628	3.1%	88810	1150	1.3%	219630	8106	3.8%	1.1269	1.1359
2015/09/29	61932	-1594	-2.5%	149592	5033	3.5%	87660	6627	8.2%	211524	3439	1.7%	1.1252	1.1207
2015/09/22	63526	110	0.2%	144559	-3059	-2.1%	81033	-3169	-3.8%	208085	-2949	-1.4%	1.1126	1.1205
2015/09/15	63416	-12299	-16.2%	147618	-9338	-5.9%	84202	2961	3.6%	211034	-21637	-9.3%	1.1266	1.1284
2015/09/08	75715	805	1.1%	156956	14189	9.9%	81241	13384	19.7%	232671	14994	6.9%	1.1203	1.1339
2015/09/01	74910	-12897	-14.7%	142767	-11118	-7.2%	67857	1779	2.7%	217677	-24015	-9.9%	1.1311	1.1143
2015/08/25	87807	19334	28.2%	153885	-7320	-4.5%	66078	-26654	-28.7%	241692	12014	5.2%	1.1520	1.1188
2015/08/18	68473	1100	1.6%	161205	-21378	-11.7%	92732	-22478	-19.5%	229678	-20278	-8.1%	1.1027	1.1367
2015/08/11	67373	-3247	-4.6%	182583	-1431	-0.8%	115210	1816	1.6%	249956	-4678	-1.8%	1.1043	1.1109
2015/08/04	70620	2778	4.1%	184014	12164	7.1%	113394	9386	9.0%	254634	14942	6.2%	1.0890	1.0960
2015/07/28	67842	2114	3.2%	171850	-6854	-3.8%	104008	-8968	-7.9%	239692	-4740	-1.9%	1.1062	1.0980
2015/07/21	65728			178704			112976			244432			1.0939	1.0978


EURO FX - CHICAGO MERCANTILE EXCHANGE
FUTURES ONLY POSITIONS

— 金曜締め週終値 — 火曜締め週終値 — Short枚数 — Long枚数 — 売り越し枚数(マイナスの場合は買越しと読替え)



	2015/12/15			2015/12/22			2015/12/29			2016/01/05			2016/01/12		
	Long	Short	売り越し	Long	Short	売り越し	Long	Short	売り越し	Long	Short	売り越し	Long	Short	売り越し
JPY	37301	63881	26580	37677	68044	30367	45008	62234	17226	67471	63368	-4103	78385	53119	-25266
	前週比 枚数増減 (枚)			376	4163	3787	7331	-5810	-13141	22463	1134	-21329	10914	-10249	-21163
	前週比 枚数増減 (%)			1.01%	6.52%	14.25%	19.46%	-8.54%	-43.27%	49.91%	1.82%	-123.82%	16.18%	-16.17%	515.79%
EUR	71295	231256	159961	70509	231556	161047	66973	227523	160550	66857	227500	160643	63162	209613	146451
	前週比 枚数増減 (枚)			-786	300	1086	-3536	-4033	-497	-116	-23	93	-3695	-17887	-14192
	前週比 枚数増減 (%)			-1.10%	0.13%	0.68%	-5.01%	-1.74%	-0.31%	-0.17%	-0.01%	0.06%	-5.53%	-7.86%	-8.83%
GBP	39121	56041	16920	42075	68736	26661	40476	71498	31022	44662	75158	30496	34294	64815	30521
	前週比 枚数増減 (枚)			2954	12695	9741	-1599	2762	4361	4186	3660	-526	-10368	-10343	25
	前週比 枚数増減 (%)			7.55%	22.65%	57.57%	-3.80%	4.02%	16.36%	10.34%	5.12%	-1.70%	-23.21%	-13.76%	0.08%
AUD	61956	72408	10452	49122	69976	20854	44766	62311	17545	46047	59808	13761	48528	71571	23043
	前週比 枚数増減 (枚)			-12834	-2432	10402	-4356	-7665	-3309	1281	-2503	-3784	2481	11763	9282
	前週比 枚数増減 (%)			-20.71%	-3.36%	99.52%	-8.87%	-10.95%	-15.87%	2.86%	-4.02%	-21.57%	5.39%	19.67%	67.45%
CAD	44262	95271	51009	43455	99482	56027	47598	108385	60787	40898	101028	60130	38837	98051	59214
	前週比 枚数増減 (枚)			-807	4211	5018	4143	8903	4760	-6700	-7357	-657	-2061	-2977	-916
	前週比 枚数増減 (%)			-1.82%	4.42%	9.84%	9.53%	8.95%	8.50%	-14.08%	-6.79%	-1.08%	-5.04%	-2.95%	-1.52%
CHF	29710	27759	-1951	27646	24894	-2752	26836	23272	-3564	26419	22799	-3620	24484	21160	-3324
	前週比 枚数増減 (枚)			-2064	-2865	-801	-810	-1622	-812	-417	-473	-56	-1935	-1639	296
	前週比 枚数増減 (%)			-6.95%	-10.32%	41.06%	-2.93%	-6.52%	29.51%	-1.55%	-2.03%	1.57%	-7.32%	-7.19%	-8.18%
NZD	16346	15227	-1119	14946	15167	221	14971	15117	146	16842	15263	-1579	17149	15608	-1541
	前週比 枚数増減 (枚)			-1400	-60	1340	25	-50	-75	1871	146	-1725	307	345	38
	前週比 枚数増減 (%)			-8.56%	-0.39%	-119.75%	0.17%	-0.33%	-33.94%	12.50%	0.97%	-1181.51%	1.82%	2.26%	-2.41%
MXN	34779	95151	60372	28736	85455	56719	30566	87953	57387	33894	95882	61988	29415	103430	74015
	前週比 枚数増減 (枚)			-6043	-9696	-3653	1830	2498	668	3328	7929	4601	-4479	7548	12027
	前週比 枚数増減 (%)			-17.38%	-10.19%	-6.05%	6.37%	2.92%	1.18%	10.89%	9.02%	8.02%	-13.21%	7.87%	19.40%
Total All 8	334770	656994	322224	314166	663310	349144	317194	658293	341099	343090	660806	317716	334254	637367	303113
	前週比 枚数増減 (枚)			-20604	6316	26920	3028	-5017	-8045	25896	2513	-23383	-8836	-23439	-14603
	前週比 枚数増減 (%)			-6.15%	0.96%	8.35%	0.96%	-0.76%	-2.30%	8.16%	0.38%	-6.86%	-2.58%	-3.55%	-4.60%
Total 7 (MXN除く)	299991	561843	261852	285430	577855	292425	286628	570340	283712	309196	564924	255728	304839	533937	229098
	前週比 枚数増減 (枚)			-14561	16012	30573	1198	-7515	-8713	22568	-5416	-27984	-4357	-30987	-26630
	前週比 枚数増減 (%)			-4.9%	2.8%	11.7%	0.4%	-1.3%	-3.0%	7.9%	-0.9%	-9.9%	-1.4%	-5.5%	-10.4%

直近5週 CFTC IMM主要7通貨の構成

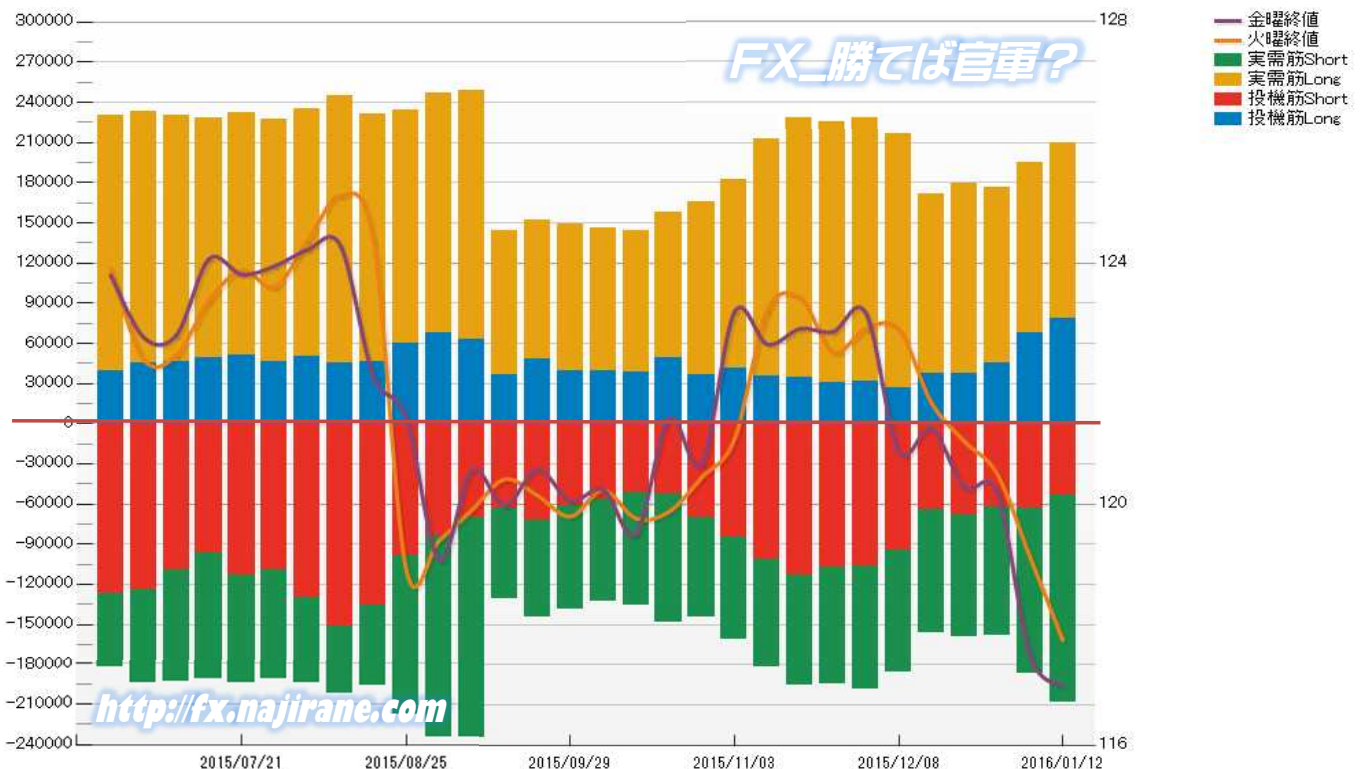


JAPANESE YEN - CHICAGO MERCANTILE EXCHANGE
FUTURES ONLY POSITIONS

Code-097741
2016/01/15 公表値

Date	投機筋集計				実需筋集計				投機筋+実需筋合計				ドル円終値	
	円買い	円売り	売り越し	売買計	円買い	円売り	売り越し	売買計	円買い	円売り	売り越し	売買計	火曜締め	金曜締め
2016/01/12	78385	53119	-25266	131504	130859	154704	23845	285563	209244	207823	-1421	417067	117.74	116.98
2016/01/05	67471	63368	-4103	130839	127747	123204	-4543	250951	195218	186572	-8646	381790	119.12	117.49
2015/12/29	45008	62234	17226	107242	131111	96331	-34780	227442	176119	158565	-17554	334684	120.50	120.19
2015/12/22	37677	68044	30367	105721	141911	90973	-50938	232884	179588	159017	-20571	338605	121.04	120.28
2015/12/15	37301	63881	26580	101182	134622	92036	-42586	226658	171923	155917	-16006	327840	121.68	121.25
2015/12/08	26400	94450	68050	120850	189782	91225	-98557	281007	216182	185675	-30507	401857	122.90	120.87
2015/12/01	31228	106129	74901	137357	197457	92536	-104921	289993	228685	198665	-30020	427350	122.91	123.17
2015/11/24	30277	107613	77336	137890	194629	86696	-107933	281325	224906	194309	-30597	419215	122.52	122.86
2015/11/17	34475	113086	78611	147561	194025	82801	-111224	276826	228500	195887	-32613	424387	123.42	122.91
2015/11/10	35081	101969	66888	137050	177813	80127	-97686	257940	212894	182096	-30798	394990	123.21	122.65
2015/11/03	41489	85276	43787	126765	140770	75643	-65127	216413	182259	160919	-21340	343178	121.08	123.19
2015/10/27	36437	70348	33911	106785	128969	73765	-55204	202734	165406	144113	-21293	309519	120.44	120.66
2015/10/20	48747	52386	3639	101133	109001	95934	-13067	204935	157748	148320	-9428	306068	119.87	121.42
2015/10/13	38004	51836	13832	89840	106019	84263	-21756	190282	144023	136099	-7924	280122	119.76	119.50
2015/10/06	39050	56649	17599	95699	107023	76265	-30758	183288	146073	132914	-13159	278987	120.23	120.24
2015/09/29	39753	61805	22052	101558	109614	77076	-32538	186690	149367	138881	-10486	288248	119.79	120.05
2015/09/22	48282	71960	23678	120242	103792	72205	-31587	175997	152074	144165	-7909	296239	120.14	120.58
2015/09/15	36449	63263	26814	99712	107374	67815	-39559	175189	143823	131078	-12745	274901	120.41	119.97
2015/09/08	63121	69783	6662	132904	185864	164852	-21012	350716	248985	234635	-14350	483620	119.90	120.56
2015/09/01	68023	83578	15555	151601	179349	150846	-28503	330195	247372	234424	-12948	481796	119.39	119.07
2015/08/25	59922	98981	39059	158903	173759	119045	-54714	292804	233681	218026	-15655	451707	118.92	121.44
2015/08/18	45935	136065	90130	182000	185657	60438	-125219	246095	231592	196503	-35089	428095	124.38	122.13
2015/08/11	45768	150994	105226	196762	199520	51445	-148075	250965	245288	202439	-42849	447727	125.12	124.29
2015/08/04	49906	129622	79716	179528	185079	65098	-119981	250177	234985	194720	-40265	429705	124.37	124.22
2015/07/28	46270	109808	63538	156078	180620	81388	-99232	262008	226890	191196	-35694	418086	123.60	123.95
2015/07/21	50899	113213	62314	164112	181299	81664	-99635	262963	232198	194877	-37321	427075	123.88	123.81
2015/07/14	49167	96538	47371	145705	178906	95409	-83497	274315	228073	191947	-36126	420020	123.38	124.07
2015/07/07	46070	109699	63629	155769	184004	83539	-100465	267543	230074	193238	-36836	423312	122.47	122.80
2015/06/30	45479	124301	78822	169780	187745	70463	-117282	258208	233224	194764	-38460	427988	122.40	122.77
2015/06/23	39019	126736	87717	165755	190910	55586	-135324	246496	229929	182322	-47607	412251	123.92	123.80

JAPANESE YEN - CHICAGO MERCANTILE EXCHANGE
FUTURES ONLY POSITIONS Code-097741

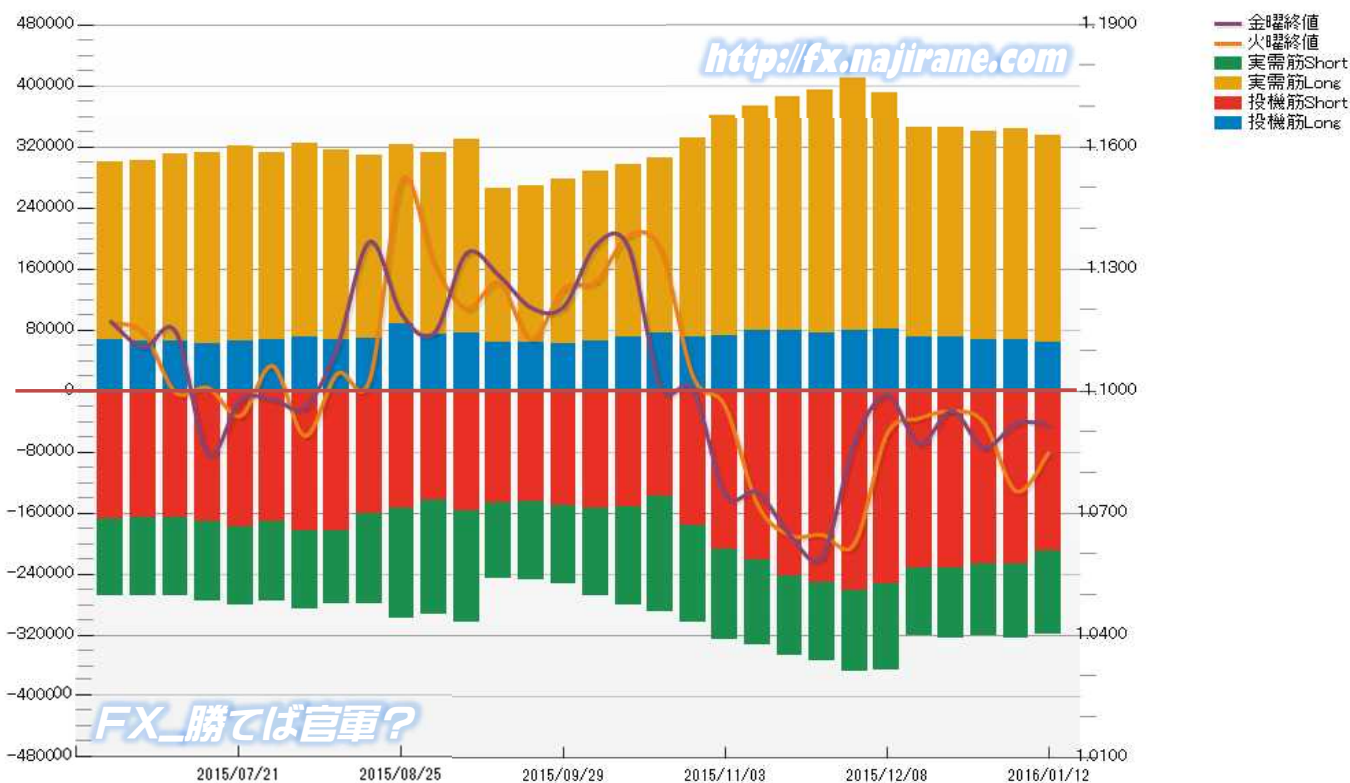


EURO FX - CHICAGO MERCANTILE EXCHANGE
FUTURES ONLY POSITIONS

Code-099741
 2016/01/15 公表値

Date	投機筋集計				実需筋集計				投機筋+実需筋合計				ユーロドル終値	
	EUR買い	EUR売り	売り越し	売買計	EUR買い	EUR売り	売り越し	売買計	EUR買い	EUR売り	売り越し	売買計	火曜締め	金曜締め
2016/01/12	63162	209613	146451	272775	271543	109792	-161751	381335	334705	319405	-15300	654110	1.0848	1.0919
2016/01/05	66857	227500	160643	294357	276815	97443	-179372	374258	343672	324943	-18729	668615	1.0754	1.0921
2015/12/29	66973	227523	160550	294496	273701	93279	-180422	366980	340674	320802	-19872	661476	1.0923	1.0861
2015/12/22	70509	231556	161047	302065	275354	93283	-182071	368637	345863	324839	-21024	670702	1.0951	1.0952
2015/12/15	71295	231256	159961	302551	275052	89741	-185311	364793	346347	320997	-25350	667344	1.0933	1.0870
2015/12/08	80378	252709	172331	333087	309680	112572	-197108	422252	390058	365281	-24777	755339	1.0894	1.0990
2015/12/01	78782	261627	182845	340409	330854	106332	-224522	437186	409636	367959	-41677	777595	1.0625	1.0874
2015/11/24	76296	251780	175484	328076	318441	102519	-215922	420960	394737	354299	-40438	749036	1.0646	1.0593
2015/11/17	78898	243075	164177	321973	307454	103302	-204152	410756	386352	346377	-39975	732729	1.0646	1.0646
2015/11/10	78994	221933	142939	300927	294780	110225	-184555	405005	373774	332158	-41616	705932	1.0721	1.0751
2015/11/03	72883	207217	134334	280100	288232	119288	-168944	407520	361115	326505	-34610	687620	1.0962	1.0745
2015/10/27	70351	176285	105934	246636	261683	127233	-134450	388916	332034	303518	-28516	635552	1.1037	1.1003
2015/10/20	76291	138857	62566	215148	229622	150293	-79329	379915	305913	289150	-16763	595063	1.1347	1.1010
2015/10/13	71132	151708	80576	222840	226415	129400	-97015	355815	297547	281108	-16439	578655	1.1382	1.1354
2015/10/06	65410	154220	88810	219630	222477	113970	-108507	336447	287887	268190	-19697	556077	1.1269	1.1359
2015/09/29	61932	149592	87660	211524	215338	103272	-112066	318610	277270	252864	-24406	530134	1.1252	1.1207
2015/09/22	63526	144559	81033	208085	204828	102714	-102114	307542	268354	247273	-21081	515627	1.1126	1.1205
2015/09/15	63416	147618	84202	211034	201476	99066	-102410	300542	264892	246684	-18208	511576	1.1266	1.1284
2015/09/08	75715	156956	81241	232671	254844	146399	-108445	401243	330559	303355	-27204	633914	1.1203	1.1339
2015/09/01	74910	142767	67857	217677	238443	150100	-88343	388543	313353	292867	-20486	606220	1.1311	1.1143
2015/08/25	87807	153885	66078	241692	235992	144841	-91151	380833	323799	298726	-25073	622525	1.1520	1.1188
2015/08/18	68473	161205	92732	229678	240738	118412	-122326	359150	309211	279617	-29594	588828	1.1027	1.1367
2015/08/11	67373	182583	115210	249956	248825	96502	-152323	345327	316198	279085	-37113	595283	1.1043	1.1109
2015/08/04	70620	184014	113394	254634	254646	102623	-152023	357269	325266	286637	-38629	611903	1.0890	1.0960
2015/07/28	67842	171850	104008	239692	244469	103550	-140919	348019	312311	275400	-36911	587711	1.1062	1.0980
2015/07/21	65728	178704	112976	244432	254622	101507	-153115	356129	320350	280211	-40139	600561	1.0939	1.0978
2015/07/14	62676	170457	107781	233133	249129	105205	-143924	354334	311805	275662	-36143	587467	1.1008	1.0845
2015/07/07	66161	165427	99266	231588	245408	103930	-141478	349338	311569	269357	-42212	580926	1.0997	1.1146
2015/06/30	65554	165589	100035	231143	236963	102207	-134756	339170	302517	267796	-34721	570313	1.1144	1.1107
2015/06/23	67867	167173	99306	235040	233162	101253	-131909	334415	301029	268426	-32603	569455	1.1167	1.1171

EURO FX - CHICAGO MERCANTILE EXCHANGE
FUTURES ONLY POSITIONS Code-099741



CME Daily Volume

シカゴ・マーカントイル取引所 取扱高日次データ

FX_勝てば官軍?

<http://fx.najirane.com>

EU Euro		取扱高			当日含む前5営業日計			参考レート	
Date	CALL	PUT	FUTURE	CALL	PUT	FUTURE	Open	Close	
2016/1/14 (木)	13290	9423	228486	64937	63524	1025786	1.0882	1.0862	
2016/1/13 (水)	7833	6645	178630	81579	100217	1085511	1.0848	1.0882	
2016/1/12 (火)	6406	9808	163089	81570	105023	1093119	1.0863	1.0848	
2016/1/11 (月)	6829	10541	164087	91979	113593	1116199	1.0945	1.0863	
2016/1/8 (金)	30579	27107	291494	99000	116496	1209855	1.0922	1.0921	
2016/1/7 (木)	29932	46116	288211	75554	95914	1004140	1.0776	1.0922	
2016/1/6 (水)	7824	11451	186238	49865	52907	813102	1.0754	1.0777	
2016/1/5 (火)	16815	18378	186169	46595	47072	738401	1.0829	1.0754	
2016/1/4 (月)	13850	13444	257743	32758	32789	623904	1.0867	1.0830	
2015/12/31 (木)	7133	6525	85779	20970	24164	417618	1.0926	1.0861	

AUS Dollar		取扱高			当日含む前5営業日計			参考レート	
Date	CALL	PUT	FUTURE	CALL	PUT	FUTURE	Open	Close	
2016/1/14 (木)	1902	1941	136824	12076	24627	593270	0.6958	0.6984	
2016/1/13 (水)	1873	1926	104501	14339	27427	594179	0.6975	0.6957	
2016/1/12 (火)	2718	3949	105003	15874	29669	599206	0.6993	0.6975	
2016/1/11 (月)	1620	3230	111457	16647	29966	567916	0.6935	0.6993	
2016/1/8 (金)	3963	13581	135485	18875	29324	550387	0.7018	0.6975	
2016/1/7 (木)	4165	4741	137733	16505	17009	458204	0.7065	0.7018	
2016/1/6 (水)	3408	4168	109528	13157	13133	355090	0.7160	0.7065	
2016/1/5 (火)	3491	4246	73713	10966	9682	283892	0.7180	0.7160	
2016/1/4 (月)	3848	2588	93928	7897	6043	234392	0.7295	0.7180	
2015/12/31 (木)	1593	1266	43302	4200	3819	166437	0.7275	0.7288	

CHE Franc		取扱高			当日含む前5営業日計			参考レート	
Date	CALL	PUT	FUTURE	CALL	PUT	FUTURE	Open	Close	
2016/1/14 (木)	216	252	19004	972	1073	85803	0.9937	0.9948	
2016/1/13 (水)	106	576	18254	944	934	94272	0.9974	0.9937	
2016/1/12 (火)	224	7	12549	1661	502	90123	0.9984	0.9974	
2016/1/11 (月)	322	106	14517	1627	818	95263	1.0069	0.9984	
2016/1/8 (金)	104	132	21479	1446	769	103013	1.0059	1.0055	
2016/1/7 (木)	188	113	27473	1367	699	96721	0.9922	1.0059	
2016/1/6 (水)	823	144	14105	1212	650	78587	0.9915	0.9923	
2016/1/5 (火)	190	323	17689	415	644	74013	0.9977	0.9914	
2016/1/4 (月)	141	57	22267	292	341	63467	1.0001	0.9977	
2015/12/31 (木)	25	62	15187	151	291	45610	1.0114	0.9981	

JPN Yen		取扱高			当日含む前5営業日計			参考レート	
Date	CALL	PUT	FUTURE	CALL	PUT	FUTURE	Open	Close	
2016/1/14 (木)	4996	4289	183781	36057	26401	886186	117.64	118.15	
2016/1/13 (水)	5314	4122	149234	51934	32440	968985	117.74	117.64	
2016/1/12 (火)	4465	3980	163035	55001	34043	995603	117.71	117.74	
2016/1/11 (月)	4490	3961	150358	53652	33751	968429	116.83	117.72	
2016/1/8 (金)	16792	10049	239778	57638	34120	1011534	117.60	117.49	
2016/1/7 (木)	20873	10328	266580	42025	24923	829229	118.47	117.60	
2016/1/6 (水)	8381	5725	175852	21892	15182	613244	119.12	118.47	
2016/1/5 (火)	3116	3688	135861	14663	10791	491185	119.32	119.12	
2016/1/4 (月)	8476	4330	193463	12635	7565	405224	120.30	119.32	
2015/12/31 (木)	1179	852	57473	5844	4083	265607	120.51	120.19	

CAN Dollar		取扱高			当日含む前5営業日計			参考レート	
Date	CALL	PUT	FUTURE	CALL	PUT	FUTURE	Open	Close	
2016/1/14 (木)	6635	2716	93934	21001	16124	410734	0.6972	0.6967	
2016/1/13 (水)	2280	2803	96660	17515	17088	403809	0.7006	0.6972	
2016/1/12 (火)	4735	4911	78330	17689	17737	378297	0.7033	0.7006	
2016/1/11 (月)	3242	3549	74593	15839	16364	363051	0.7051	0.7033	
2016/1/8 (金)	4109	2145	67217	16886	16068	362098	0.7082	0.7068	
2016/1/7 (木)	3149	3680	87009	13758	14665	330175	0.7103	0.7081	
2016/1/6 (水)	2454	3452	71148	11136	11575	279655	0.7153	0.7103	
2016/1/5 (火)	2885	3538	63084	10606	9659	244429	0.7180	0.7152	
2016/1/4 (月)	4289	3253	73640	8092	6468	205019	0.7215	0.7180	
2015/12/31 (木)	981	742	35294	4915	3771	149307	0.7205	0.7225	

NZL Dollar		取扱高			当日含む前5営業日計			参考レート	
Date	CALL	PUT	FUTURE	CALL	PUT	FUTURE	Open	Close	
2016/1/14 (木)	0	0	18449	0	0	112204	0.6507	0.6473	
2016/1/13 (水)	0	0	18998	0	0	111302	0.6531	0.6508	
2016/1/12 (火)	0	0	20669	0	0	113433	0.6561	0.6531	
2016/1/11 (月)	0	0	25746	0	0	112507	0.6519	0.6561	
2016/1/8 (金)	0	0	27440	0	0	112025	0.6627	0.6551	
2016/1/7 (木)	0	0	20580	0	0	94049	0.6637	0.6626	
2016/1/6 (水)	0	0	18072	0	0	76471	0.6703	0.6637	
2016/1/5 (火)	0	0	20187	0	0	64723	0.6750	0.6703	
2016/1/4 (月)	0	0	7770	0	0	53450	0.6832	0.6750	
2015/12/31 (木)	0	0	9862	0	0	37935	0.6835	0.6828	

MEX Peso		取扱高			当日含む前5営業日計			参考レート	
Date	CALL	PUT	FUTURE	CALL	PUT	FUTURE	Open	Close	
2016/1/14 (木)	10	18	63158	174	154	299501	5.5634	5.5857	
2016/1/13 (水)	7	5	65658	991	168	295271	5.6161	5.5744	
2016/1/12 (火)	10	9	73413	986	178	269208	5.6182	5.6002	
2016/1/11 (月)	10	64	45251	976	171	221786	5.5978	5.5886	
2016/1/8 (金)	137	58	52021	966	117	204118	5.6146	5.5801	
2016/1/7 (木)	827	32	58928	829	78	174525	5.6655	5.6232	
2016/1/6 (水)	2	15	39595	2	96	139408	5.7216	5.6995	
2016/1/5 (火)	0	2	25991	0	81	119030	5.7636	5.7685	
2016/1/4 (月)	0	10	27583	0	119	112640	5.7686	5.7779	
2015/12/31 (木)	0	19	22428	15	149	94523	5.7491	5.8032	

IMM扱い8通貨/ダウ/日経/金/オイル/主要クロス円の過去5日及び過去5週の4本値

AUDUSD					CADUSD					CHFUSD				
Date	Open	High	Low	Close	Date	Open	High	Low	Close	Date	Open	High	Low	Close
2016/01/15	0.6985	0.7002	0.6827	0.6863	2016/01/15	0.6967	0.6972	0.6871	0.6883	2016/01/15	0.9948	1.0041	0.9938	0.9980
2016/01/14	0.6958	0.6997	0.6910	0.6984	2016/01/14	0.6972	0.6976	0.6946	0.6967	2016/01/14	0.9937	0.9990	0.9909	0.9948
2016/01/13	0.6975	0.7049	0.6947	0.6957	2016/01/13	0.7007	0.7048	0.6954	0.6972	2016/01/13	0.9974	0.9975	0.9895	0.9937
2016/01/12	0.6993	0.7021	0.6940	0.6975	2016/01/12	0.7033	0.7054	0.6985	0.7007	2016/01/12	0.9984	1.0033	0.9954	0.9974
2016/01/11	0.6935	0.7035	0.6929	0.6993	2016/01/11	0.7050	0.7109	0.7020	0.7033	2016/01/11	1.0069	1.0121	0.9977	0.9984

CNYUSD					EURUSD					GBPUSD				
Date	Open	High	Low	Close	Date	Open	High	Low	Close	Date	Open	High	Low	Close
2016/01/15	0.1515	0.1515	0.1511	0.1512	2016/01/15	1.0861	1.0984	1.0855	1.0919	2016/01/15	1.4417	1.4426	1.4252	1.4253
2016/01/14	0.1520	0.1520	0.1511	0.1511	2016/01/14	1.0882	1.0942	1.0835	1.0862	2016/01/14	1.4418	1.4445	1.4361	1.4417
2016/01/13	0.1522	0.1524	0.1519	0.1521	2016/01/13	1.0848	1.0888	1.0805	1.0882	2016/01/13	1.4426	1.4476	1.4382	1.4423
2016/01/12	0.1514	0.1523	0.1513	0.1519	2016/01/12	1.0863	1.0900	1.0820	1.0848	2016/01/12	1.4549	1.4560	1.4353	1.4426
2016/01/11	0.1494	0.1511	0.1491	0.1511	2016/01/11	1.0945	1.0969	1.0849	1.0863	2016/01/11	1.4505	1.4604	1.4495	1.4549

JPYUSD					MXNUSD					NZDUSD				
Date	Open	High	Low	Close	Date	Open	High	Low	Close	Date	Open	High	Low	Close
2016/01/15	0.8464	0.8583	0.8455	0.8549	2016/01/15	0.0554	0.0555	0.0546	0.0547	2016/01/15	0.6473	0.6492	0.6382	0.6461
2016/01/14	0.8501	0.8525	0.8454	0.8464	2016/01/14	0.0556	0.0560	0.0555	0.0559	2016/01/14	0.6507	0.6513	0.6419	0.6473
2016/01/13	0.8493	0.8503	0.8448	0.8501	2016/01/13	0.0562	0.0563	0.0557	0.0557	2016/01/13	0.6531	0.6590	0.6499	0.6508
2016/01/12	0.8495	0.8530	0.8471	0.8493	2016/01/12	0.0562	0.0564	0.0556	0.0560	2016/01/12	0.6561	0.6569	0.6515	0.6531
2016/01/11	0.8560	0.8560	0.8473	0.8494	2016/01/11	0.0560	0.0562	0.0556	0.0559	2016/01/11	0.6519	0.6580	0.6510	0.6561

Nikkei 225 - Japonia (NIKKEI)					5営業日以内に休場日あり	
Date	Open	High	Low	Close	(ドル建て終値)	出来高
2016/01/15	17522.46	17597.87	17057.60	17147.11	145.76	1730200320 2448756200
2016/01/14	17384.93	17393.83	16944.41	17240.95	146.00	1782870400 2600015400
2016/01/13	17449.12	17717.75	17414.55	17715.63	149.85	1458583808 2139095000
2016/01/12	17470.93	17546.57	17184.78	17218.96	146.67	1783878656 2635161900
2016/01/08	17562.23	17975.31	17509.64	17697.96	149.68	1843411072 2591243900
週4本値	17562.23	17975.31	16944.41	17147.11	145.76	(225銘柄計) (東証一部合計)

XAUUSD					
Date	Open	High	Low	Close	Volume
2016/01/15	1077.59	1097.45	1076.55	1088.11	0
2016/01/14	1094.58	1095.39	1071.68	1079.23	0
2016/01/13	1086.51	1095.67	1080.08	1093.66	0
2016/01/12	1096.23	1099.44	1083.83	1086.41	0
2016/01/11	1106.95	1108.49	1093.97	1094.56	0
週4本値	1106.95	1108.49	1071.68	1088.11	

Dow Jones Industrial - USA (DJIA)					出来高
Date	Open	High	Low	Close	出来高
2016/01/15	16354.33	16354.33	15842.11	15988.08	239214993
2016/01/14	16159.01	16482.05	16075.12	16379.05	158825189
2016/01/13	16526.63	16593.51	16123.20	16151.41	153525112
2016/01/12	16419.11	16591.35	16322.07	16516.22	117479864
2016/01/11	16358.71	16461.85	16232.03	16398.57	127794607
週4本値	16358.71	16593.51	15842.11	15988.08	239214993

Historical Data by **Stooq**
 Historical Data by **MarketNewsline**
 (ダウと日経)
 Arrangement by **FX_勝てば官軍?**

Crude Light Oil						
Date	Open	High	Low	Close	Volume	
2016/01/15	31.18	31.18	29.15	29.70	0	
2016/01/14	30.58	31.75	30.30	31.22	0	
2016/01/13	30.68	31.71	30.11	30.57	0	
2016/01/12	31.15	32.19	30.00	30.58	1208168	
2016/01/11	32.89	33.20	30.90	31.12	1237186	
週4本値	32.89	33.20	29.15	29.70		

USDJPY					EURJPY					GBPJPY				
日付	始値	高値	安値	終値	日付	始値	高値	安値	終値	日付	始値	高値	安値	終値
2016/01/15	118.15	118.27	116.51	116.98	2016/01/15	128.32	128.40	127.61	127.73	2016/01/15	170.33	170.58	166.25	166.72
2016/01/14	117.64	118.28	117.30	118.15	2016/01/14	128.02	128.76	127.75	128.33	2016/01/14	169.61	170.53	168.85	170.33
2016/01/13	117.74	118.38	117.61	117.64	2016/01/13	127.73	128.54	127.64	128.02	2016/01/13	169.86	171.30	169.46	169.67
2016/01/12	117.71	118.05	117.23	117.74	2016/01/12	127.86	128.01	127.46	127.73	2016/01/12	171.26	171.69	169.18	169.85
2016/01/11	116.83	118.02	116.82	117.72	2016/01/11	127.86	128.47	127.32	127.88	2016/01/11	169.45	172.27	169.39	171.28

USDJPY Weekly					EURJPY Weekly					GBPJPY Weekly				
日付	始値	高値	安値	終値	日付	始値	高値	安値	終値	日付	始値	高値	安値	終値
2016/01/15	116.83	118.38	116.51	116.98	2016/01/15	127.86	128.76	127.32	127.73	2016/01/15	169.45	172.27	166.25	166.72
2016/01/08	120.30	120.47	117.33	117.49	2016/01/08	130.73	130.73	126.79	128.31	2016/01/08	177.26	177.37	170.49	170.68
2016/01/01	120.28	120.66	120.01	120.19	2016/01/01	131.85	132.46	130.47	130.53	2016/01/01	179.47	180.05	176.97	177.12
2015/12/25	121.33	121.51	120.25	120.28	2015/12/25	131.76	132.79	131.51	131.73	2015/12/25	180.82	181.23	178.98	179.49
2015/12/18	121.08	123.53	120.35	121.25	2015/12/18	132.84	133.82	131.05	131.80	2015/12/18	183.94	184.40	180.71	180.91

先週のIMM取り扱い対ドル8通貨チャート

※ 赤点線は週最高値/青天線は週最低値、BB中心線はSMA21

2016/01/11 ~ 2016/01/15

Chart by OANDA Japan MetaTrader4



3103*1172