

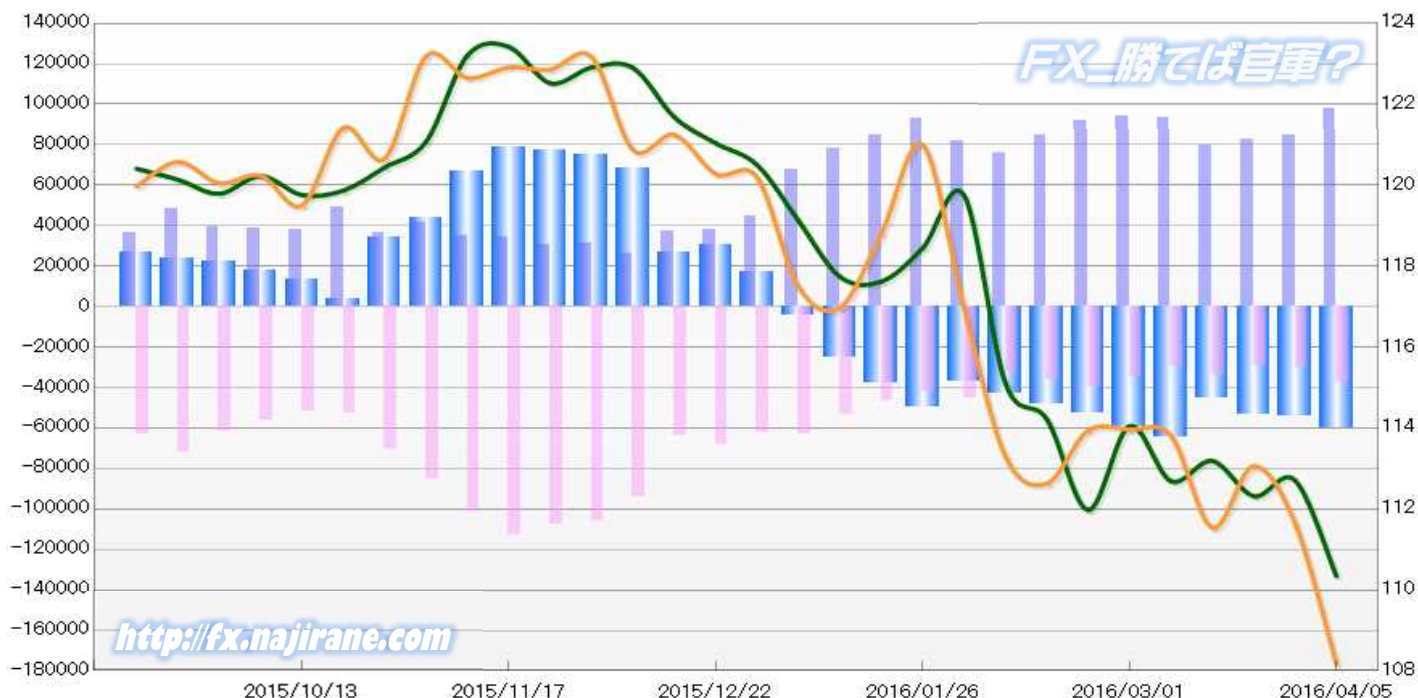
**JAPANESE YEN - CHICAGO MERCANTILE EXCHANGE**  
**2015/10/13 ~ 2016/04/05**

Code-097741  
 2016/04/08 NYクローズ時公表値

Report_Date	Non Commercial Positions												火曜日	金曜日
	Long	増減	増減(%)	Short	増減	増減(%)	売り越し	増減	増減(%)	売買計	増減	増減(%)	引け値	引け値
2016/04/05	98130	13260	15.6%	38057	7574	24.8%	-60073	5686	10.5%	136187	20834	18.1%	110.34	108.17
2016/03/29	84870	2058	2.5%	30483	1017	3.5%	-54387	1041	2.0%	115353	3075	2.7%	112.71	111.65
2016/03/22	82812	3386	4.3%	29466	-4471	-13.2%	-53346	7857	17.3%	112278	-1085	-1.0%	112.32	113.06
2016/03/15	79426	-14441	-15.4%	33937	4403	14.9%	-45489	-18844	-29.3%	113363	-10038	-8.1%	113.19	111.54
2016/03/08	93867	-203	-0.2%	29534	-4911	-14.3%	-64333	4708	7.9%	123401	-5114	-4.0%	112.69	113.81
2016/03/01	94070	1694	1.8%	34445	-5197	-13.1%	-59625	6891	13.1%	128515	-3503	-2.7%	114.05	113.96
2016/02/23	92376	7858	9.3%	39642	3025	8.3%	-52734	4833	10.1%	132018	10883	9.0%	111.98	113.94
2016/02/16	84518	8707	11.5%	36617	4038	12.4%	-47901	4669	10.8%	121135	12745	11.8%	114.22	112.63
2016/02/09	75811	-6297	-7.7%	32579	-12284	-27.4%	-43232	5987	16.1%	108390	-18581	-14.6%	115.11	113.30
2016/02/02	82108	-10520	-11.4%	44863	2261	5.3%	-37245	-12781	-25.5%	126971	-8259	-6.1%	119.75	116.97
2016/01/26	92628	8143	9.6%	42602	-4230	-9.0%	-50026	12373	32.9%	135230	3913	3.0%	118.45	121.00
2016/01/19	84485	6100	7.8%	46832	-6287	-11.8%	-37653	12387	49.0%	131317	-187	-0.1%	117.62	118.81
2016/01/12	78385	10914	16.2%	53119	-10249	-16.2%	-25266	21163	515.8%	131504	665	0.5%	117.74	116.98
2016/01/05	67471	22463	49.9%	63368	1134	1.8%	-4103	-21329	-123.8%	130839	23597	22.0%	119.12	117.49
2015/12/29	45008	7331	19.5%	62234	-5810	-8.5%	17226	-13141	-43.3%	107242	1521	1.4%	120.50	120.19
2015/12/22	37677	376	1.0%	68044	4163	6.5%	30367	3787	14.2%	105721	4539	4.5%	121.04	120.28
2015/12/15	37301	10901	41.3%	63881	-30569	-32.4%	26580	-41470	-60.9%	101182	-19668	-16.3%	121.68	121.25
2015/12/08	26400	-4828	-15.5%	94450	-11679	-11.0%	68050	-6851	-9.1%	120850	-16507	-12.0%	122.90	120.87
2015/12/01	31228	951	3.1%	106129	-1484	-1.4%	74901	-2435	-3.1%	137357	-533	-0.4%	122.91	123.17
2015/11/24	30277	-4198	-12.2%	107613	-5473	-4.8%	77336	-1275	-1.6%	137890	-9671	-6.6%	122.52	122.86
2015/11/17	34475	-606	-1.7%	113086	11117	10.9%	78611	11723	17.5%	147561	10511	7.7%	123.42	122.91
2015/11/10	35081	-6408	-15.4%	101969	16693	19.6%	66888	23101	52.8%	137050	10285	8.1%	123.21	122.65
2015/11/03	41489	5052	13.9%	85276	14928	21.2%	43787	9876	29.1%	126765	19980	18.7%	121.08	123.19
2015/10/27	36437	-12310	-25.3%	70348	17962	34.3%	33911	30272	831.9%	106785	5652	5.6%	120.44	120.66
2015/10/20	48747	10743	28.3%	52386	550	1.1%	3639	-10193	-73.7%	101133	11293	12.6%	119.87	121.42
2015/10/13	38004			51836			13832			89840			119.76	119.50

**JAPANESE YEN - CHICAGO MERCANTILE EXCHANGE**  
**FUTURES ONLY POSITIONS**

— 金曜終値 — 火曜終値 — Short枚数 — Long枚数 ■ 売り越し枚数(マイナスの場合は買越しと読替え)



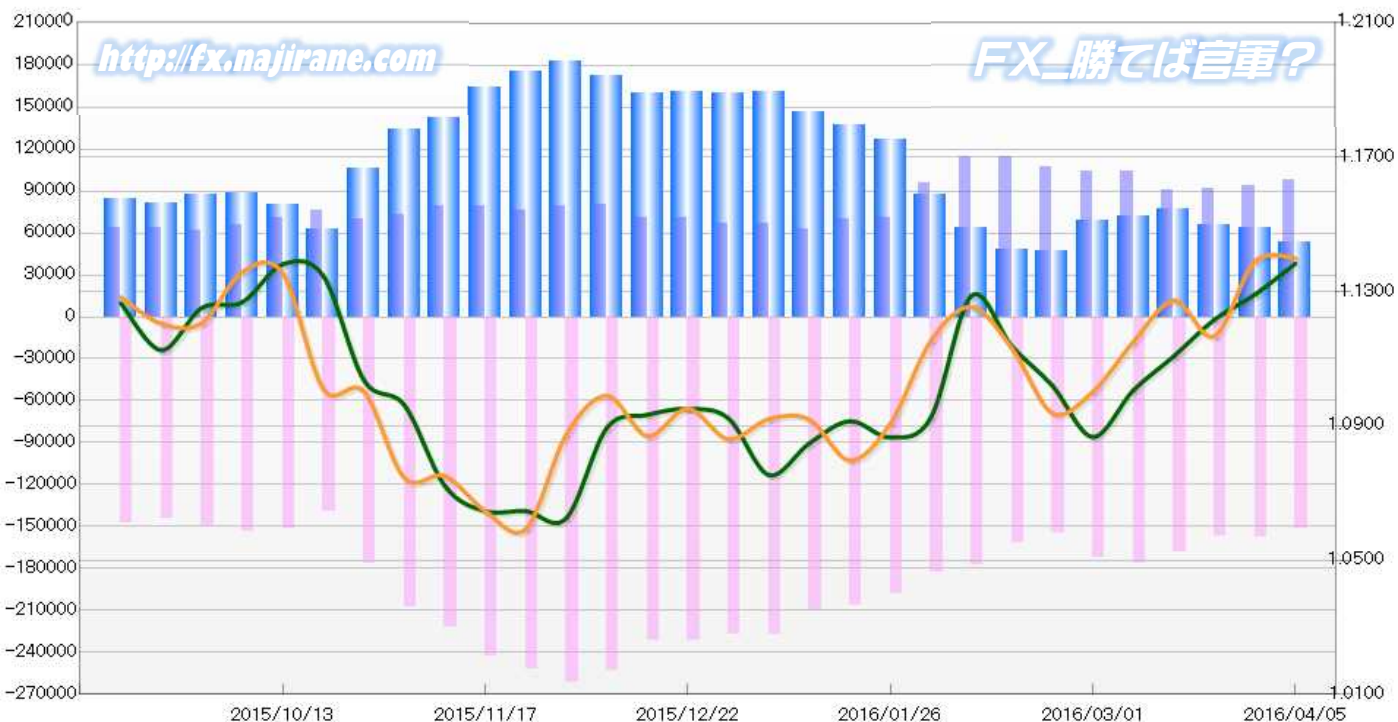
**EURO FX - CHICAGO MERCANTILE EXCHANGE**  
**2015/10/13 ~ 2016/04/05**

Code-099741  
**2016/04/08 NYクローズ時公表値**

Report_Date	Non Commercial Positions												火曜日 引け値	金曜日 引け値
	Long	増減		Short	増減		売り越し	増減		売買計	増減			
2016/04/05	98014	4288	4.6%	151501	-6036	-3.8%	53487	-10324	-16.2%	249515	-1748	-0.7%	1.1384	1.1400
2016/03/29	93726	2392	2.6%	157537	150	0.1%	63811	-2242	-3.4%	251263	2542	1.0%	1.1292	1.1391
2016/03/22	91334	981	1.1%	157387	-10521	-6.3%	66053	-11502	-14.8%	248721	-9540	-3.7%	1.1217	1.1168
2016/03/15	90353	-13812	-13.3%	167908	-8164	-4.6%	77555	5648	7.9%	258261	-21976	-7.8%	1.1108	1.1274
2016/03/08	104165	200	0.2%	176072	3566	2.1%	71907	3366	4.9%	280237	3766	1.4%	1.1006	1.1150
2016/03/01	103965	-3601	-3.3%	172506	18083	11.7%	68541	21684	46.3%	276471	14482	5.5%	1.0867	1.1002
2016/02/23	107566	-6404	-5.6%	154423	-7752	-4.8%	46857	-1348	-2.8%	261989	-14156	-5.1%	1.1020	1.0938
2016/02/16	113970	-637	-0.6%	162175	-15746	-8.8%	48205	-15109	-23.9%	276145	-16383	-5.6%	1.1137	1.1132
2016/02/09	114607	18595	19.4%	177921	-5164	-2.8%	63314	-23759	-27.3%	292528	13431	4.8%	1.1288	1.1255
2016/02/02	96012	24566	34.4%	183085	-15576	-7.8%	87073	-40142	-31.6%	279097	8990	3.3%	1.0925	1.1153
2016/01/26	71446	1997	2.9%	198661	-7803	-3.8%	127215	-9800	-7.2%	270107	-5806	-2.1%	1.0866	1.0907
2016/01/19	69449	6287	10.0%	206464	-3149	-1.5%	137015	-9436	-6.4%	275913	3138	1.2%	1.0914	1.0798
2016/01/12	63162	-3695	-5.5%	209613	-17887	-7.9%	146451	-14192	-8.8%	272775	-21582	-7.3%	1.0848	1.0919
2016/01/05	66857	-116	-0.2%	227500	-23	0.0%	160643	93	0.1%	294357	-139	0.0%	1.0754	1.0921
2015/12/29	66973	-3536	-5.0%	227523	-4033	-1.7%	160550	-497	-0.3%	294496	-7569	-2.5%	1.0923	1.0861
2015/12/22	70509	-786	-1.1%	231556	300	0.1%	161047	1086	0.7%	302065	-486	-0.2%	1.0951	1.0952
2015/12/15	71295	-9083	-11.3%	231256	-21453	-8.5%	159961	-12370	-7.2%	302551	-30536	-9.2%	1.0933	1.0870
2015/12/08	80378	1596	2.0%	252709	-8918	-3.4%	172331	-10514	-5.8%	333087	-7322	-2.2%	1.0894	1.0990
2015/12/01	78782	2486	3.3%	261627	9847	3.9%	182845	7361	4.2%	340409	12333	3.8%	1.0625	1.0874
2015/11/24	76296	-2602	-3.3%	251780	8705	3.6%	175484	11307	6.9%	328076	6103	1.9%	1.0646	1.0593
2015/11/17	78898	-96	-0.1%	243075	21142	9.5%	164177	21238	14.9%	321973	21046	7.0%	1.0646	1.0646
2015/11/10	78994	6111	8.4%	221933	14716	7.1%	142939	8605	6.4%	300927	20827	7.4%	1.0721	1.0751
2015/11/03	72883	2532	3.6%	207217	30932	17.5%	134334	28400	26.8%	280100	33464	13.6%	1.0962	1.0745
2015/10/27	70351	-5940	-7.8%	176285	37428	27.0%	105934	43368	69.3%	246636	31488	14.6%	1.1037	1.1003
2015/10/20	76291	5159	7.3%	138857	-12851	-8.5%	62566	-18010	-22.4%	215148	-7692	-3.5%	1.1347	1.1010
2015/10/13	71132			151708			80576			222840			1.1382	1.1354

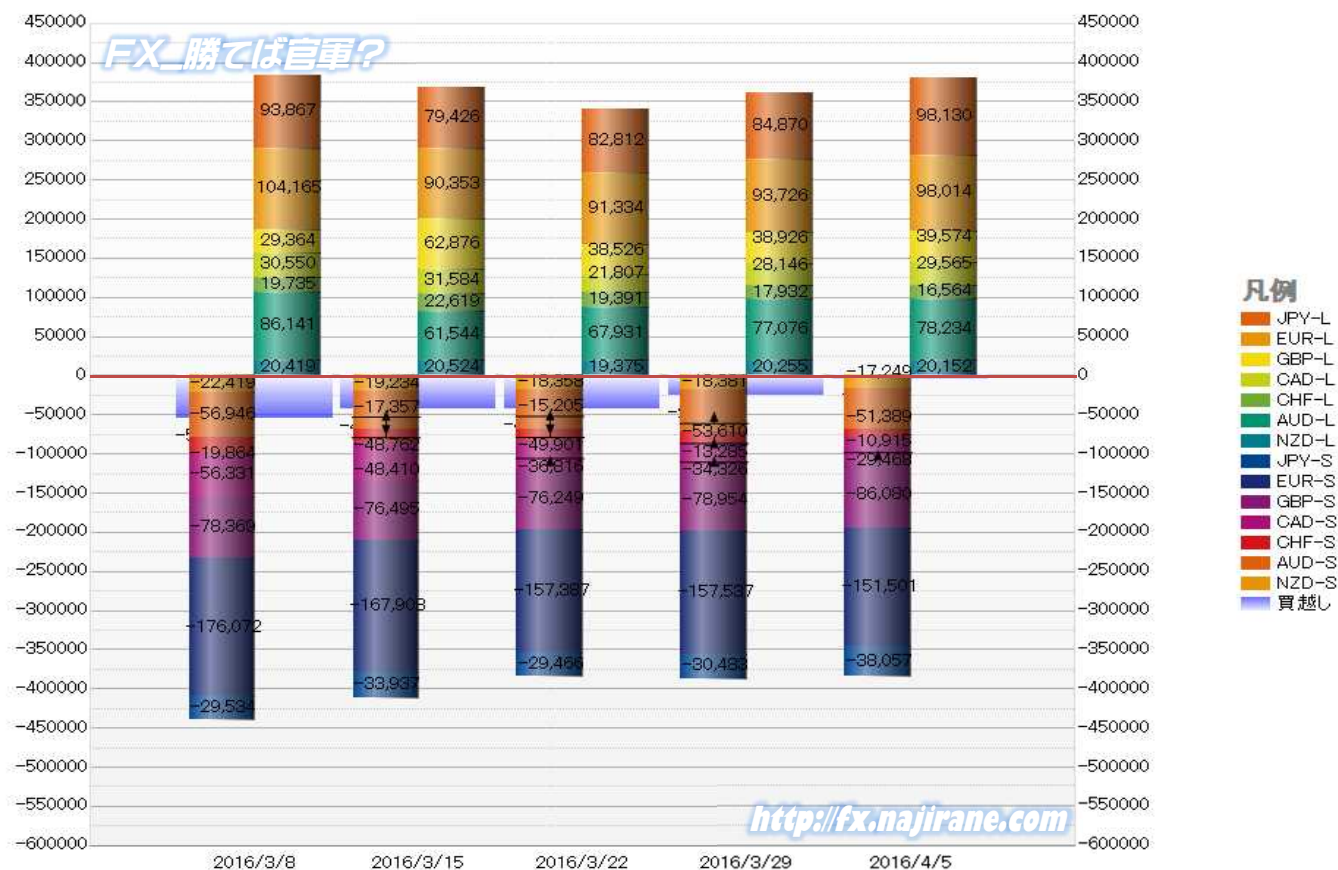
**EURO FX - CHICAGO MERCANTILE EXCHANGE**  
**FUTURES ONLY POSITIONS**

— 金曜締め週終値 — 火曜締め週終値 — Short枚数 — Long枚数 — 売り越し枚数(マイナスの場合は買越しと読替え)



	2016/03/08			2016/03/15			2016/03/22			2016/03/29			2016/04/05		
	Long	Short	売り越し	Long	Short	売り越し	Long	Short	売り越し	Long	Short	売り越し	Long	Short	売り越し
JPY	93867	29534	-64333	79426	33937	-45489	82812	29466	-53346	84870	30483	-54387	98130	38057	-60073
	前週比 枚数増減 (枚)			-14441	4403	18844	3386	-4471	-7857	2058	1017	-1041	13260	7574	-5686
	前週比 枚数増減 (%)			-15.38%	14.91%	-29.29%	4.26%	-13.17%	-17.27%	2.49%	3.45%	1.95%	15.62%	24.85%	10.45%
EUR	104165	176072	71907	90353	167908	77555	91334	157387	66053	93726	157537	63811	98014	151501	53487
	前週比 枚数増減 (枚)			-13812	-8164	5648	981	-10521	-11502	2392	150	-2242	4288	-6036	-10324
	前週比 枚数増減 (%)			-13.26%	-4.64%	7.85%	1.09%	-6.27%	-14.83%	2.62%	0.10%	-3.39%	4.58%	-3.83%	-16.18%
GBP	29364	78369	49005	62876	76495	13619	38526	76249	37723	38926	78954	40028	39574	86080	46506
	前週比 枚数増減 (枚)			33512	-1874	-35386	-24350	-246	24104	400	2705	2305	648	7126	6478
	前週比 枚数増減 (%)			114.13%	-2.39%	-72.21%	-38.73%	-0.32%	176.99%	1.04%	3.55%	6.11%	1.66%	9.03%	16.18%
AUD	86141	56946	-29195	61544	48762	-12782	67931	49901	-18030	77076	53610	-23466	78234	51389	-26845
	前週比 枚数増減 (枚)			-24597	-8184	16413	6387	1139	-5248	9145	3709	-5436	1158	-2221	-3379
	前週比 枚数増減 (%)			-28.55%	-14.37%	-56.22%	10.38%	2.34%	41.06%	13.46%	7.43%	30.15%	1.50%	-4.14%	14.40%
CAD	30550	56331	25781	31584	48410	16826	21807	36816	15009	28146	34326	6180	29565	29468	-97
	前週比 枚数増減 (枚)			1034	-7921	-8955	-9777	-11594	-1817	6339	-2490	-8829	1419	-4858	-6277
	前週比 枚数増減 (%)			3.38%	-14.06%	-34.73%	-30.96%	-10.80%	-29.07%	-6.76%	-58.82%	5.04%	-14.15%	-101.57%	
CHF	19735	19864	129	22619	17357	-5262	19391	15205	-4186	17932	13285	-4647	16564	10915	-5649
	前週比 枚数増減 (枚)			2884	-2507	-5391	-3228	-2152	1076	-1459	-1920	-461	-1368	-2370	-1002
	前週比 枚数増減 (%)			14.61%	-12.62%	-4179.07%	-14.27%	-12.40%	-20.45%	-7.52%	-12.63%	11.01%	-7.63%	-17.84%	21.56%
NZD	20419	22419	2000	20524	19234	-1290	19375	18358	-1017	20255	18381	-1874	20152	17249	-2903
	前週比 枚数増減 (枚)			105	-3185	-3290	-1149	-876	273	880	23	-857	-103	-1132	-1029
	前週比 枚数増減 (%)			0.51%	-14.21%	-164.50%	-5.60%	-4.55%	-21.16%	4.54%	0.13%	84.27%	-0.51%	-6.16%	54.91%
MXN	20441	77995	57554	23040	68077	45037	28550	74246	45696	33005	73801	40796	40864	72742	31878
	前週比 枚数増減 (枚)			2599	-9918	-12517	5510	6169	659	4455	-445	-4900	7859	-1059	-8918
	前週比 枚数増減 (%)			12.71%	-12.72%	-21.75%	23.91%	9.06%	1.46%	15.60%	-0.60%	-10.72%	23.81%	-1.43%	-21.86%
Total All 8	404682	517530	112848	391966	480180	88214	369726	457628	87902	393936	460377	66441	421097	457401	36304
	前週比 枚数増減 (枚)			-12716	-37350	-24634	-22240	-22552	-312	24210	2749	-21461	27161	-2976	-30137
	前週比 枚数増減 (%)			-3.14%	-7.22%	-21.83%	-5.67%	-4.70%	-0.35%	6.55%	0.60%	-24.41%	6.89%	-0.65%	-45.36%
Total 7 (MXN除)	384241	439535	55294	368926	412103	43177	341176	383382	42206	360931	386576	25645	380233	384659	4426
	前週比 枚数増減 (枚)			-15315	-27432	-12117	-27750	-28721	-971	19755	3194	-16561	19302	-1917	-21219
	前週比 枚数増減 (%)			-4.0%	-6.2%	-21.9%	-7.5%	-7.0%	-2.2%	5.8%	0.8%	-39.2%	5.3%	-0.5%	-82.7%

### 直近5週 CFTC IMM主要7通貨の構成

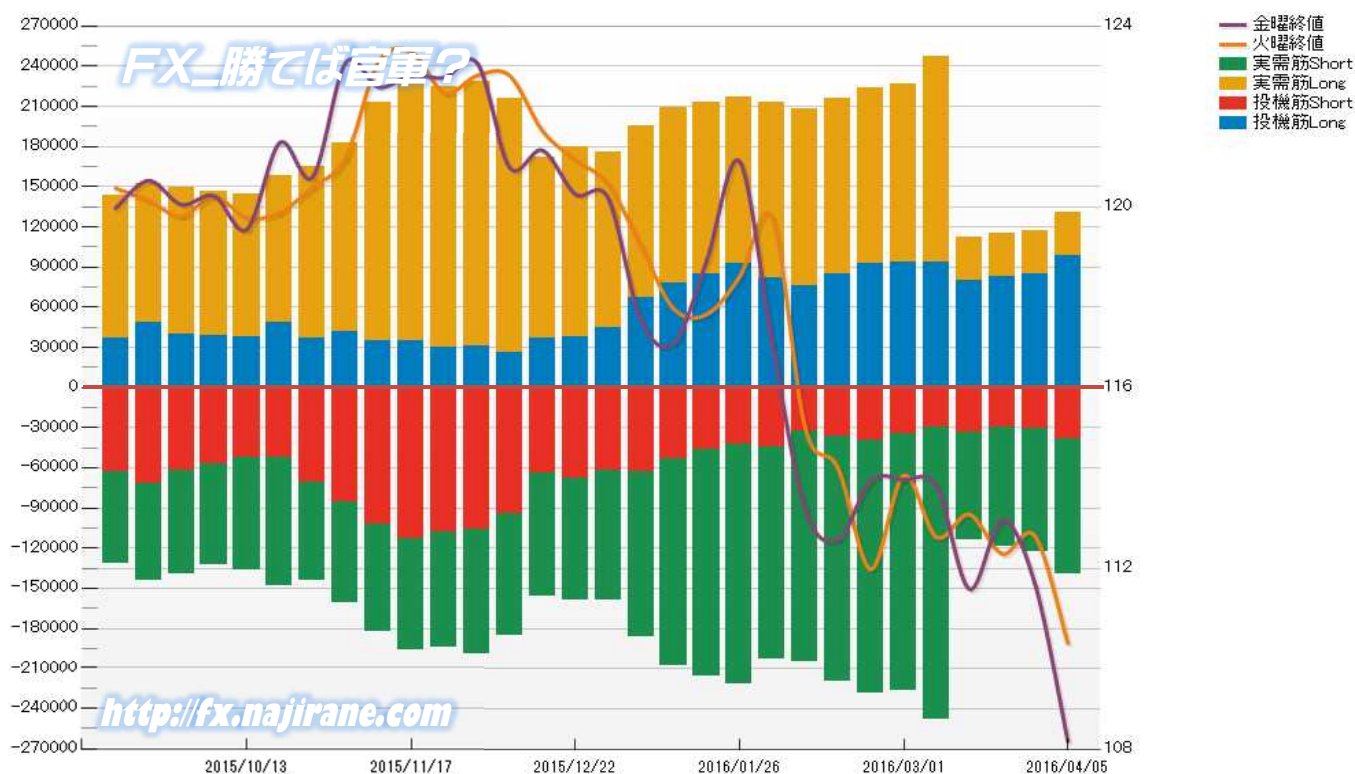


JAPANESE YEN - CHICAGO MERCANTILE EXCHANGE  
FUTURES ONLY POSITIONS

Code-097741  
2016/04/08 公表値

Date	投機筋集計				実需筋集計				投機筋+実需筋合計				ドル円終値	
	円買い	円売り	売り越し	売買計	円買い	円売り	売り越し	売買計	円買い	円売り	売り越し	売買計	火曜締め	金曜締め
2016/04/05	98130	38057	-60073	136187	32451	101508	69057	133959	130581	139565	8984	270146	110.34	108.17
2016/03/29	84870	30483	-54387	115353	32118	92081	59963	124199	116988	122564	5576	239552	112.71	111.65
2016/03/22	82812	29466	-53346	112278	32265	89776	57511	122041	115077	119242	4165	234319	112.32	113.06
2016/03/15	79426	33937	-45489	113363	32762	79738	46976	112500	112188	113675	1487	225863	113.19	111.54
2016/03/08	93867	29534	-64333	123401	153269	218579	65310	371848	247136	248113	977	495249	112.69	113.81
2016/03/01	94070	34445	-59625	128515	132993	191615	58622	324608	227063	226060	-1003	453123	114.05	113.96
2016/02/23	92376	39642	-52734	132018	131150	188392	57242	319542	223526	228034	4508	451560	111.98	113.94
2016/02/16	84518	36617	-47901	121135	131826	183285	51459	315111	216344	219902	3558	436246	114.22	112.63
2016/02/09	75811	32579	-43232	108390	131862	172663	40801	304525	207673	205242	-2431	412915	115.11	113.30
2016/02/02	82108	44863	-37245	126971	130736	157826	27090	288562	212844	202689	-10155	415533	119.75	116.97
2016/01/26	92628	42602	-50026	135230	124038	178679	54641	302717	216666	221281	4615	437947	118.45	121.00
2016/01/19	84485	46832	-37653	131317	128081	168498	40417	296579	212566	215330	2764	427896	117.62	118.81
2016/01/12	78385	53119	-25266	131504	130859	154704	23845	285563	209244	207823	-1421	417067	117.74	116.98
2016/01/05	67471	63368	-4103	130839	127747	123204	-4543	250951	195218	186572	-8646	381790	119.12	117.49
2015/12/29	45008	62234	17226	107242	131111	96331	-34780	227442	176119	158565	-17554	334684	120.50	120.19
2015/12/22	37677	68044	30367	105721	141911	90973	-50938	232884	179588	159017	-20571	338605	121.04	120.28
2015/12/15	37301	63881	26580	101182	134622	92036	-42586	226658	171923	155917	-16006	327840	121.68	121.25
2015/12/08	26400	94450	68050	120850	189782	91225	-98557	281007	216182	185675	-30507	401857	122.90	120.87
2015/12/01	31228	106129	74901	137357	197457	92536	-104921	289993	228685	198665	-30020	427350	122.91	123.17
2015/11/24	30277	107613	77336	137890	194629	86696	-107933	281325	224906	194309	-30597	419215	122.52	122.86
2015/11/17	34475	113086	78611	147561	194025	82801	-111224	276826	228500	195887	-32613	424387	123.42	122.91
2015/11/10	35081	101969	66888	137050	177813	80127	-97686	257940	212894	182096	-30798	394990	123.21	122.65
2015/11/03	41489	85276	43787	126765	140770	75643	-65127	216413	182259	160919	-21340	343178	121.08	123.19
2015/10/27	36437	70348	33911	106785	128969	73765	-55204	202734	165406	144113	-21293	309519	120.44	120.66
2015/10/20	48747	52386	3639	101133	109001	95934	-13067	204935	157748	148320	-9428	306068	119.87	121.42
2015/10/13	38004	51836	13832	89840	106019	84263	-21756	190282	144023	136099	-7924	280122	119.76	119.50
2015/10/06	39050	56649	17599	95699	107023	76265	-30758	183288	146073	132914	-13159	278987	120.23	120.24
2015/09/29	39753	61805	22052	101558	109614	77076	-32538	186690	149367	138881	-10486	288248	119.79	120.05
2015/09/22	48282	71960	23678	120242	103792	72205	-31587	175997	152074	144165	-7909	296239	120.14	120.58
2015/09/15	36449	63263	26814	99712	107374	67815	-39559	175189	143823	131078	-12745	274901	120.41	119.97

JAPANESE YEN - CHICAGO MERCANTILE EXCHANGE  
FUTURES ONLY POSITIONS Code-097741

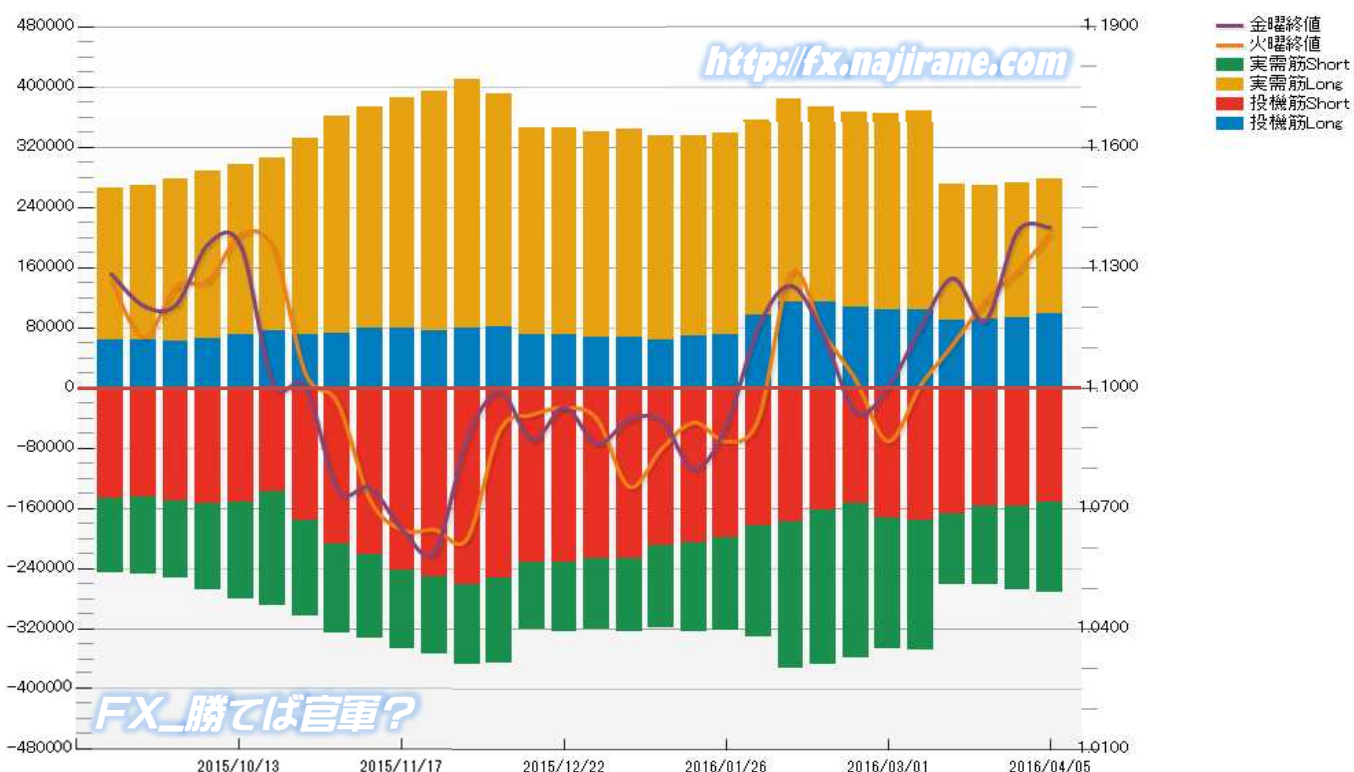


**EURO FX - CHICAGO MERCANTILE EXCHANGE  
FUTURES ONLY POSITIONS**

**Code-099741  
2016/04/08 公表値**

Date	投机筋集計				実需筋集計				投机筋+実需筋合計				ユーロドル終値	
	EUR買い	EUR売り	売り越し	売買計	EUR買い	EUR売り	売り越し	売買計	EUR買い	EUR売り	売り越し	売買計	火曜締め	金曜締め
2016/04/05	98014	151501	53487	249515	180268	120531	-59737	300799	278282	272032	-6250	550314	1.1384	1.1400
2016/03/29	93726	157537	63811	251263	178491	111140	-67351	289631	272217	268677	-3540	540894	1.1292	1.1391
2016/03/22	91334	157387	66053	248721	176950	103926	-73024	280876	268284	261313	-6971	529597	1.1217	1.1168
2016/03/15	90353	167908	77555	258261	180672	92859	-87813	273531	271025	260767	-10258	531792	1.1108	1.1274
2016/03/08	104165	176072	71907	280237	263377	173378	-89999	436755	367542	349450	-18092	716992	1.1006	1.1150
2016/03/01	103965	172506	68541	276471	260901	174403	-86498	435304	364866	346909	-17957	711775	1.0867	1.1002
2016/02/23	107566	154423	46857	261989	258954	205427	-53527	464381	366520	359850	-6670	726370	1.1020	1.0938
2016/02/16	113970	162175	48205	276145	258996	205232	-53764	464228	372966	367407	-5559	740373	1.1137	1.1132
2016/02/09	114607	177921	63314	292528	268586	194562	-74024	463148	383193	372483	-10710	755676	1.1288	1.1255
2016/02/02	96012	183085	87073	279097	259869	147872	-111997	407741	355881	330957	-24924	686838	1.0925	1.1153
2016/01/26	71446	198661	127215	270107	267012	124194	-142818	391206	338458	322855	-15603	661313	1.0866	1.0907
2016/01/19	69449	206464	137015	275913	265334	117867	-147467	383201	334783	324331	-10452	659114	1.0914	1.0798
2016/01/12	63162	209613	146451	272775	271543	109792	-161751	381335	334705	319405	-15300	654110	1.0848	1.0919
2016/01/05	66857	227500	160643	294357	276815	97443	-179372	374258	343672	324943	-18729	668615	1.0754	1.0921
2015/12/29	66973	227523	160550	294496	273701	93279	-180422	366980	340674	320802	-19872	661476	1.0923	1.0861
2015/12/22	70509	231556	161047	302065	275354	93283	-182071	368637	345863	324839	-21024	670702	1.0951	1.0952
2015/12/15	71295	231256	159961	302551	275052	89741	-185311	364793	346347	320997	-25350	667344	1.0933	1.0870
2015/12/08	80378	252709	172331	333087	309680	112572	-197108	422252	390058	365281	-24777	755339	1.0894	1.0990
2015/12/01	78782	261627	182845	340409	330854	106332	-224522	437186	409636	367959	-41677	777595	1.0625	1.0874
2015/11/24	76296	251780	175484	328076	318441	102519	-215922	420960	394737	354299	-40438	749036	1.0646	1.0593
2015/11/17	78898	243075	164177	321973	307454	103302	-204152	410756	386352	346377	-39975	732729	1.0646	1.0646
2015/11/10	78994	221933	142939	300927	294780	110225	-184555	405005	373774	332158	-41616	705932	1.0721	1.0751
2015/11/03	72883	207217	134334	280100	288232	119288	-168944	407520	361115	326505	-34610	687620	1.0962	1.0745
2015/10/27	70351	176285	105934	246636	261683	127233	-134450	388916	332034	303518	-28516	635552	1.1037	1.1003
2015/10/20	76291	138857	62566	215148	229622	150293	-79329	379915	305913	289150	-16763	595063	1.1347	1.1010
2015/10/13	71132	151708	80576	222840	226415	129400	-97015	355815	297547	281108	-16439	578655	1.1382	1.1354
2015/10/06	65410	154220	88810	219630	222477	113970	-108507	336447	287887	268190	-19697	556077	1.1269	1.1359
2015/09/29	61932	149592	87660	211524	215338	103272	-112066	318610	277270	252864	-24406	530134	1.1252	1.1207
2015/09/22	63526	144559	81033	208085	204828	102714	-102114	307542	268354	247273	-21081	515627	1.1126	1.1205
2015/09/15	63416	147618	84202	211034	201476	99066	-102410	300542	264892	246684	-18208	511576	1.1266	1.1284

**EURO FX - CHICAGO MERCANTILE EXCHANGE  
FUTURES ONLY POSITIONS Code-099741**



FX\_勝てば官軍?









# 先週のIMM取り扱い対ドル8通貨チャート

※ 赤点線は週最高値/青天線は週最低値、BB中心線はSMA21

2016/04/04 ~ 2016/04/08

Chart by OANDA Japan MetaTrader4

