

JAPANESE YEN - CHICAGO MERCANTILE EXCHANGE

Code-097741

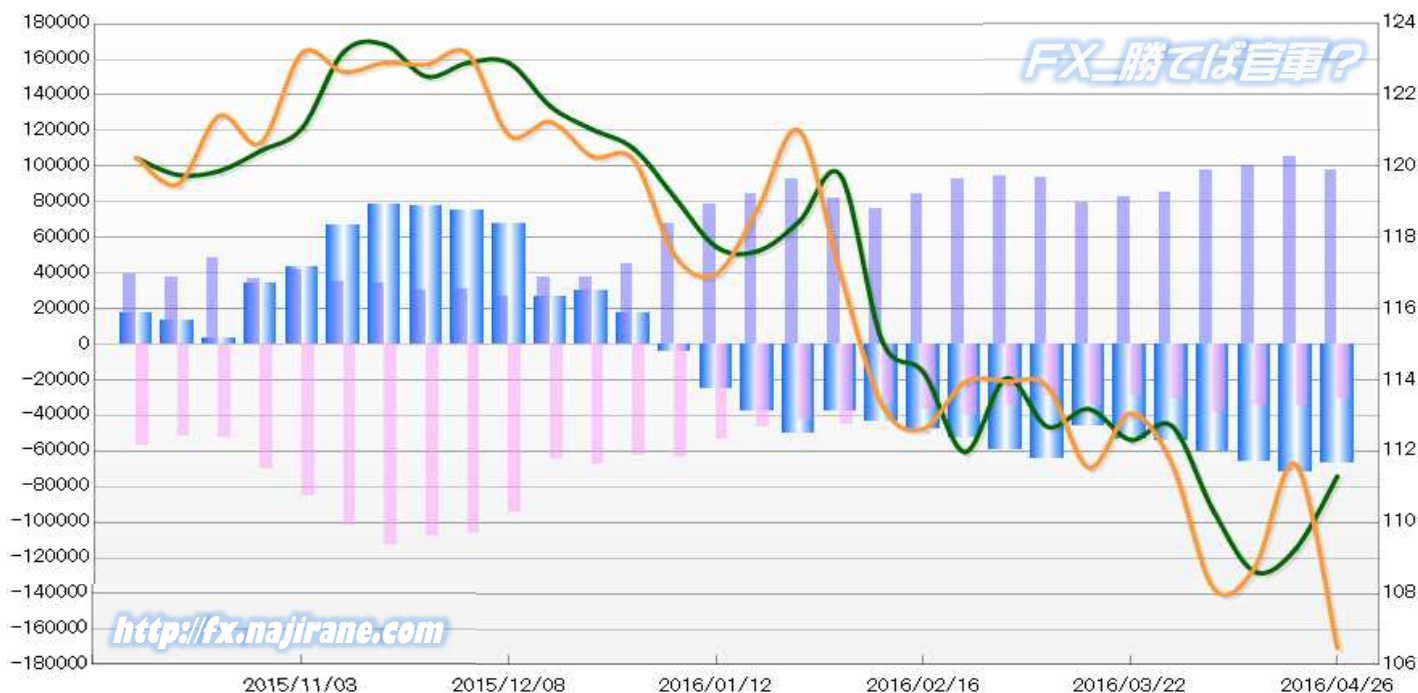
2015/11/03 ~ 2016/04/26

2016/04/29 NYクローズ時公表値

Report_Date	Non Commercial Positions												火曜日 引け値	金曜日 引け値
	Long	増減	増減(%)	Short	増減	増減(%)	売り越し	増減	増減(%)	売買計	増減	増減(%)		
2016/04/26	97470	-8240	-7.8%	30972	-2868	-8.5%	-66498	-5372	-7.5%	128442	-11108	-8.0%	111.30	106.48
2016/04/19	105710	5590	5.6%	33840	-90	-0.3%	-71870	5680	8.6%	139550	5500	4.1%	109.27	111.62
2016/04/12	100120	1990	2.0%	33930	-4127	-10.8%	-66190	6117	10.2%	134050	-2137	-1.6%	108.62	108.73
2016/04/05	98130	13260	15.6%	38057	7574	24.8%	-60073	5686	10.5%	136187	20834	18.1%	110.34	108.17
2016/03/29	84870	2058	2.5%	30483	1017	3.5%	-54387	1041	2.0%	115353	3075	2.7%	112.71	111.65
2016/03/22	82812	3386	4.3%	29466	-4471	-13.2%	-53346	7857	17.3%	112278	-1085	-1.0%	112.32	113.06
2016/03/15	79426	-14441	-15.4%	33937	4403	14.9%	-45489	-18844	-29.3%	113363	-10038	-8.1%	113.19	111.54
2016/03/08	93867	-203	-0.2%	29534	-4911	-14.3%	-64333	4708	7.9%	123401	-5114	-4.0%	112.69	113.81
2016/03/01	94070	1694	1.8%	34445	-5197	-13.1%	-59625	6891	13.1%	128515	-3503	-2.7%	114.05	113.96
2016/02/23	92376	7858	9.3%	39642	3025	8.3%	-52734	4833	10.1%	132018	10883	9.0%	111.98	113.94
2016/02/16	84518	8707	11.5%	36617	4038	12.4%	-47901	4669	10.8%	121135	12745	11.8%	114.22	112.63
2016/02/09	75811	-6297	-7.7%	32579	-12284	-27.4%	-43232	5987	16.1%	108390	-18581	-14.6%	115.11	113.30
2016/02/02	82108	-10520	-11.4%	44863	2261	5.3%	-37245	-12781	-25.5%	126971	-8259	-6.1%	119.75	116.97
2016/01/26	92628	8143	9.6%	42602	-4230	-9.0%	-50026	12373	32.9%	135230	3913	3.0%	118.45	121.00
2016/01/19	84485	6100	7.8%	46832	-6287	-11.8%	-37653	12387	49.0%	131317	-187	-0.1%	117.62	118.81
2016/01/12	78385	10914	16.2%	53119	-10249	-16.2%	-25266	21163	515.8%	131504	665	0.5%	117.74	116.98
2016/01/05	67471	22463	49.9%	63368	1134	1.8%	-4103	-21329	-123.8%	130839	23597	22.0%	119.12	117.49
2015/12/29	45008	7331	19.5%	62234	-5810	-8.5%	17226	-13141	-43.3%	107242	1521	1.4%	120.50	120.19
2015/12/22	37677	376	1.0%	68044	4163	6.5%	30367	3787	14.2%	105721	4539	4.5%	121.04	120.28
2015/12/15	37301	10901	41.3%	63881	-30569	-32.4%	26580	-41470	-60.9%	101182	-19668	-16.3%	121.68	121.25
2015/12/08	26400	-4828	-15.5%	94450	-11679	-11.0%	68050	-6851	-9.1%	120850	-16507	-12.0%	122.90	120.87
2015/12/01	31228	951	3.1%	106129	-1484	-1.4%	74901	-2435	-3.1%	137357	-533	-0.4%	122.91	123.17
2015/11/24	30277	-4198	-12.2%	107613	-5473	-4.8%	77336	-1275	-1.6%	137890	-9671	-6.6%	122.52	122.86
2015/11/17	34475	-606	-1.7%	113086	11117	10.9%	78611	11723	17.5%	147561	10511	7.7%	123.42	122.91
2015/11/10	35081	-6408	-15.4%	101969	16693	19.6%	66888	23101	52.8%	137050	10285	8.1%	123.21	122.65
2015/11/03	41489			85276			43787			126765			121.08	123.19

JAPANESE YEN - CHICAGO MERCANTILE EXCHANGE
FUTURES ONLY POSITIONS

— 金曜終値 — 火曜終値 — Short枚数 — Long枚数 ■ 売り越し枚数(マイナスの場合は買越しと読替え)



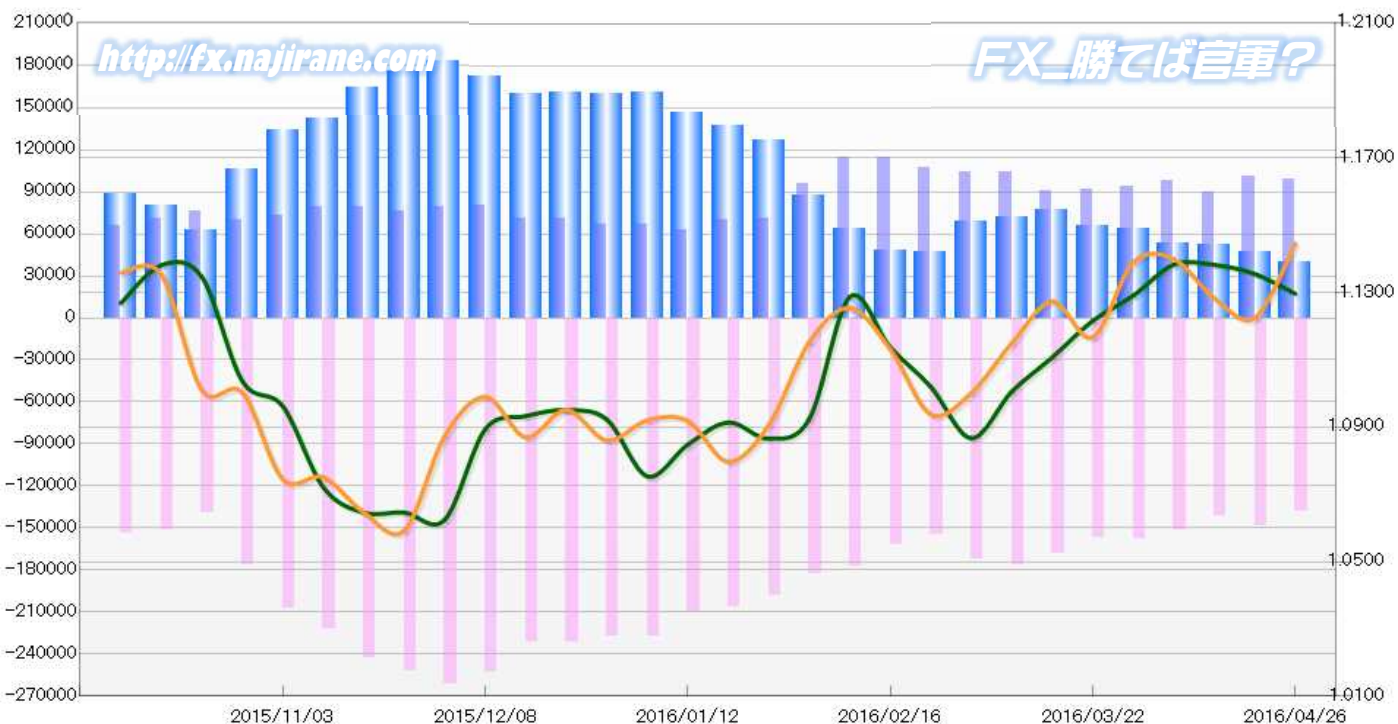
EURO FX - CHICAGO MERCANTILE EXCHANGE
2015/11/03 ~ 2016/04/26

Code-099741
2016/04/29 NYクローズ時公表値

Report_Date	Non Commercial Positions												火曜日 引け値	金曜日 引け値
	Long	増減		Short	増減		売り越し	増減		売買計	増減			
2016/04/26	99072	-2139	-2.1%	138739	-9389	-6.3%	39667	-7250	-15.5%	237811	-11528	-4.6%	1.1297	1.1446
2016/04/19	101211	11995	13.4%	148128	6861	4.9%	46917	-5134	-9.9%	249339	18856	8.2%	1.1356	1.1225
2016/04/12	89216	-8798	-9.0%	141267	-10234	-6.8%	52051	-1436	-2.7%	230483	-19032	-7.6%	1.1383	1.1284
2016/04/05	98014	4288	4.6%	151501	-6036	-3.8%	53487	-10324	-16.2%	249515	-1748	-0.7%	1.1384	1.1400
2016/03/29	93726	2392	2.6%	157537	150	0.1%	63811	-2242	-3.4%	251263	2542	1.0%	1.1292	1.1391
2016/03/22	91334	981	1.1%	157387	-10521	-6.3%	66053	-11502	-14.8%	248721	-9540	-3.7%	1.1217	1.1168
2016/03/15	90353	-13812	-13.3%	167908	-8164	-4.6%	77555	5648	7.9%	258261	-21976	-7.8%	1.1108	1.1274
2016/03/08	104165	200	0.2%	176072	3566	2.1%	71907	3366	4.9%	280237	3766	1.4%	1.1006	1.1150
2016/03/01	103965	-3601	-3.3%	172506	18083	11.7%	68541	21684	46.3%	276471	14482	5.5%	1.0867	1.1002
2016/02/23	107566	-6404	-5.6%	154423	-7752	-4.8%	46857	-1348	-2.8%	261989	-14156	-5.1%	1.1020	1.0938
2016/02/16	113970	-637	-0.6%	162175	-15746	-8.8%	48205	-15109	-23.9%	276145	-16383	-5.6%	1.1137	1.1132
2016/02/09	114607	18595	19.4%	177921	-5164	-2.8%	63314	-23759	-27.3%	292528	13431	4.8%	1.1288	1.1255
2016/02/02	96012	24566	34.4%	183085	-15576	-7.8%	87073	-40142	-31.6%	279097	8990	3.3%	1.0925	1.1153
2016/01/26	71446	1997	2.9%	198661	-7803	-3.8%	127215	-9800	-7.2%	270107	-5806	-2.1%	1.0866	1.0907
2016/01/19	69449	6287	10.0%	206464	-3149	-1.5%	137015	-9436	-6.4%	275913	3138	1.2%	1.0914	1.0798
2016/01/12	63162	-3695	-5.5%	209613	-17887	-7.9%	146451	-14192	-8.8%	272775	-21582	-7.3%	1.0848	1.0919
2016/01/05	66857	-116	-0.2%	227500	-23	0.0%	160643	93	0.1%	294357	-139	0.0%	1.0754	1.0921
2015/12/29	66973	-3536	-5.0%	227523	-4033	-1.7%	160550	-497	-0.3%	294496	-7569	-2.5%	1.0923	1.0861
2015/12/22	70509	-786	-1.1%	231556	300	0.1%	161047	1086	0.7%	302065	-486	-0.2%	1.0951	1.0952
2015/12/15	71295	-9083	-11.3%	231256	-21453	-8.5%	159961	-12370	-7.2%	302551	-30536	-9.2%	1.0933	1.0870
2015/12/08	80378	1596	2.0%	252709	-8918	-3.4%	172331	-10514	-5.8%	333087	-7322	-2.2%	1.0894	1.0990
2015/12/01	78782	2486	3.3%	261627	9847	3.9%	182845	7361	4.2%	340409	12333	3.8%	1.0625	1.0874
2015/11/24	76296	-2602	-3.3%	251780	8705	3.6%	175484	11307	6.9%	328076	6103	1.9%	1.0646	1.0593
2015/11/17	78898	-96	-0.1%	243075	21142	9.5%	164177	21238	14.9%	321973	21046	7.0%	1.0646	1.0646
2015/11/10	78994	6111	8.4%	221933	14716	7.1%	142939	8605	6.4%	300927	20827	7.4%	1.0721	1.0751
2015/11/03	72883			207217			134334			280100			1.0962	1.0745

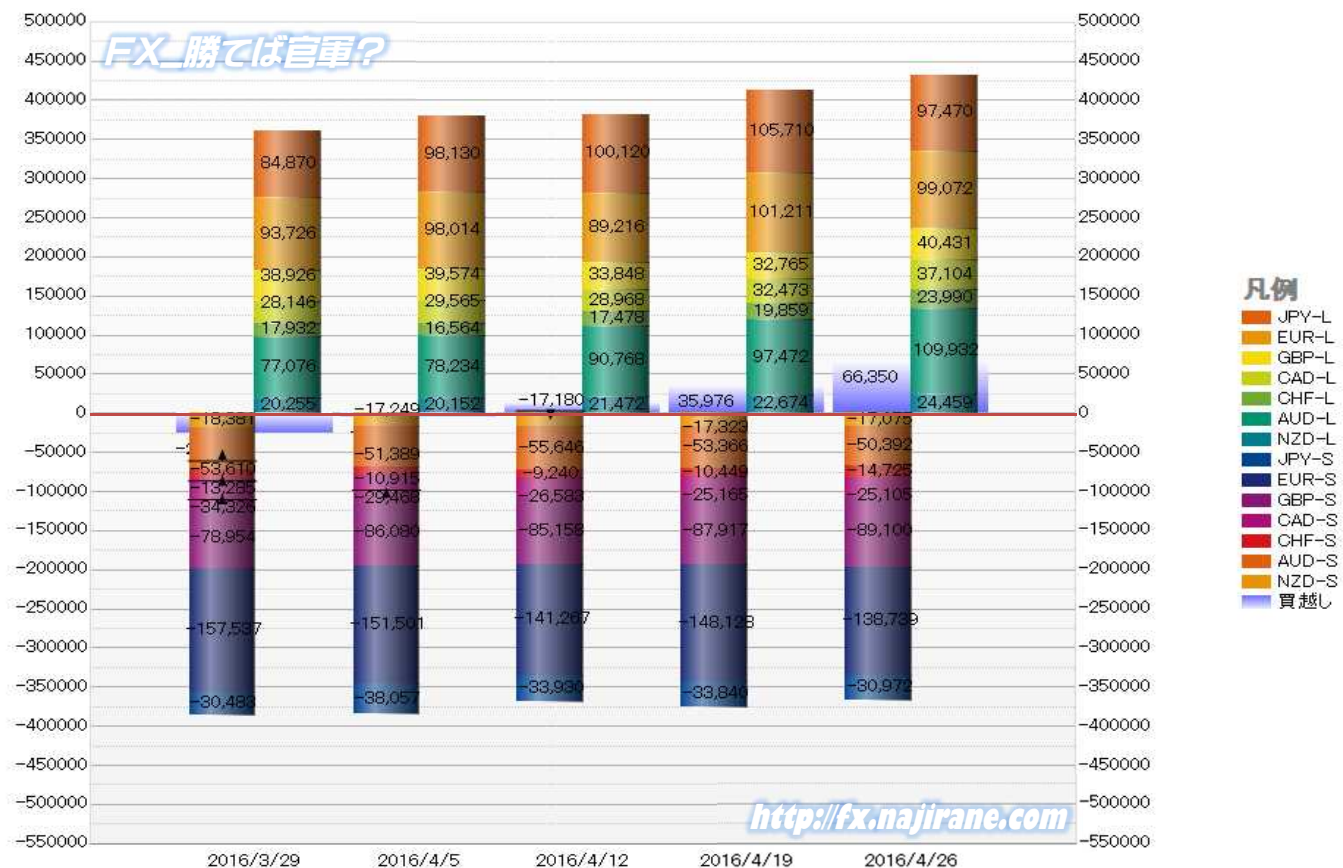
EURO FX - CHICAGO MERCANTILE EXCHANGE
FUTURES ONLY POSITIONS

— 金曜締め週終値 — 火曜締め週終値 — Short枚数 — Long枚数 — 売り越し枚数(マイナスの場合は買越しと読替え)



	2016/03/29			2016/04/05			2016/04/12			2016/04/19			2016/04/26		
	Long	Short	売り越し	Long	Short	売り越し	Long	Short	売り越し	Long	Short	売り越し	Long	Short	売り越し
JPY	84870	30483	-54387	98130	38057	-60073	100120	33930	-66190	105710	33840	-71870	97470	30972	-66498
	前週比 枚数増減 (枚)			13260	7574	-5686	1990	-4127	-6117	5590	-90	-5680	-8240	-2868	5372
	前週比 枚数増減 (%)			15.62%	24.85%	10.45%	2.03%	-10.84%	10.18%	5.58%	-0.27%	8.58%	-7.79%	-8.48%	-7.47%
EUR	93726	157537	63811	98014	151501	53487	89216	141267	52051	101211	148128	46917	99072	138739	39667
	前週比 枚数増減 (枚)			4288	-6036	-10324	-8798	-10234	-1436	11995	6861	-5134	-2139	-9389	-7250
	前週比 枚数増減 (%)			4.58%	-3.83%	-16.18%	-8.98%	-6.76%	-2.68%	13.44%	4.86%	-9.86%	-2.11%	-6.34%	-15.45%
GBP	38926	78954	40028	39574	86080	46506	33848	85158	51310	32765	87917	55152	40431	89100	48669
	前週比 枚数増減 (枚)			648	7126	6478	-5726	-922	4804	-1083	2759	3842	7666	1183	-6483
	前週比 枚数増減 (%)			1.66%	9.03%	16.18%	-14.47%	-1.07%	10.33%	-3.20%	3.24%	7.49%	23.40%	1.35%	-11.75%
AUD	77076	53610	-23466	78234	51389	-26845	90768	55646	-35122	97472	53366	-44106	109932	50392	-59540
	前週比 枚数増減 (枚)			1158	-2221	-3379	12534	4257	-8277	6704	-2280	-8984	12460	-2974	-15434
	前週比 枚数増減 (%)			1.50%	-4.14%	14.40%	16.02%	8.28%	30.83%	7.39%	-4.10%	25.58%	12.78%	-5.57%	34.99%
CAD	28146	34326	6180	29565	29468	-97	28968	26583	-2385	32473	25165	-7308	37104	25105	-11999
	前週比 枚数増減 (枚)			1419	-4858	-6277	-597	-2885	-2288	3505	-1418	-4923	4631	-60	-4691
	前週比 枚数増減 (%)			5.04%	-14.15%	-101.57%	-2.02%	-9.79%	2358.76%	12.10%	-5.33%	206.42%	14.26%	-0.24%	64.19%
CHF	17932	13285	-4647	16564	10915	-5649	17478	9240	-8238	19859	10449	-9410	23990	14725	-9265
	前週比 枚数増減 (枚)			-1368	-2370	-1002	914	-1675	-2589	2381	1209	-1172	4131	4276	145
	前週比 枚数増減 (%)			-7.63%	-17.84%	21.56%	5.52%	-15.35%	45.83%	13.62%	13.08%	14.23%	20.80%	40.92%	-1.54%
NZD	20255	18381	-1874	20152	17249	-2903	21472	17180	-4292	22674	17323	-5351	24459	17075	-7384
	前週比 枚数増減 (枚)			-103	-1132	-1029	1320	-69	-1389	1202	143	-1059	1785	-248	-2033
	前週比 枚数増減 (%)			-0.51%	-6.16%	54.91%	6.55%	-0.40%	47.85%	5.60%	0.83%	24.67%	7.87%	-1.43%	37.99%
MXN	33005	73801	40796	40864	72742	31878	40518	87109	46591	43925	58334	14409	34602	53917	19315
	前週比 枚数増減 (枚)			7859	-1059	-8918	-346	14367	14713	3407	-28775	-32182	-9323	-4417	4906
	前週比 枚数増減 (%)			23.81%	-1.43%	-21.86%	-0.85%	19.75%	46.15%	8.41%	-33.03%	-69.07%	-21.22%	-7.57%	34.05%
Total All 8	393936	460377	66441	421097	457401	36304	422388	456113	33725	456089	434522	-21567	467060	420025	-47035
	前週比 枚数増減 (枚)			27161	-2976	-30137	1291	-1288	-2579	33701	-21591	-55292	10971	-14497	-25468
	前週比 枚数増減 (%)			6.89%	-0.65%	-45.36%	0.31%	-0.28%	-7.10%	7.98%	-4.73%	-163.95%	2.41%	-3.34%	118.09%
Total 7 (MXN除く)	360931	386576	25645	380233	384659	4426	381870	369004	-12866	412164	376188	-35976	432458	366108	-66350
	前週比 枚数増減 (枚)			19302	-1917	-21219	1637	-15655	-17292	30294	7184	-23110	20294	-10080	-30374
	前週比 枚数増減 (%)			5.3%	-0.5%	-82.7%	0.4%	-4.1%	-390.7%	7.9%	1.9%	179.6%	4.9%	-2.7%	84.4%

直近5週 CFTC IMM主要7通貨の構成

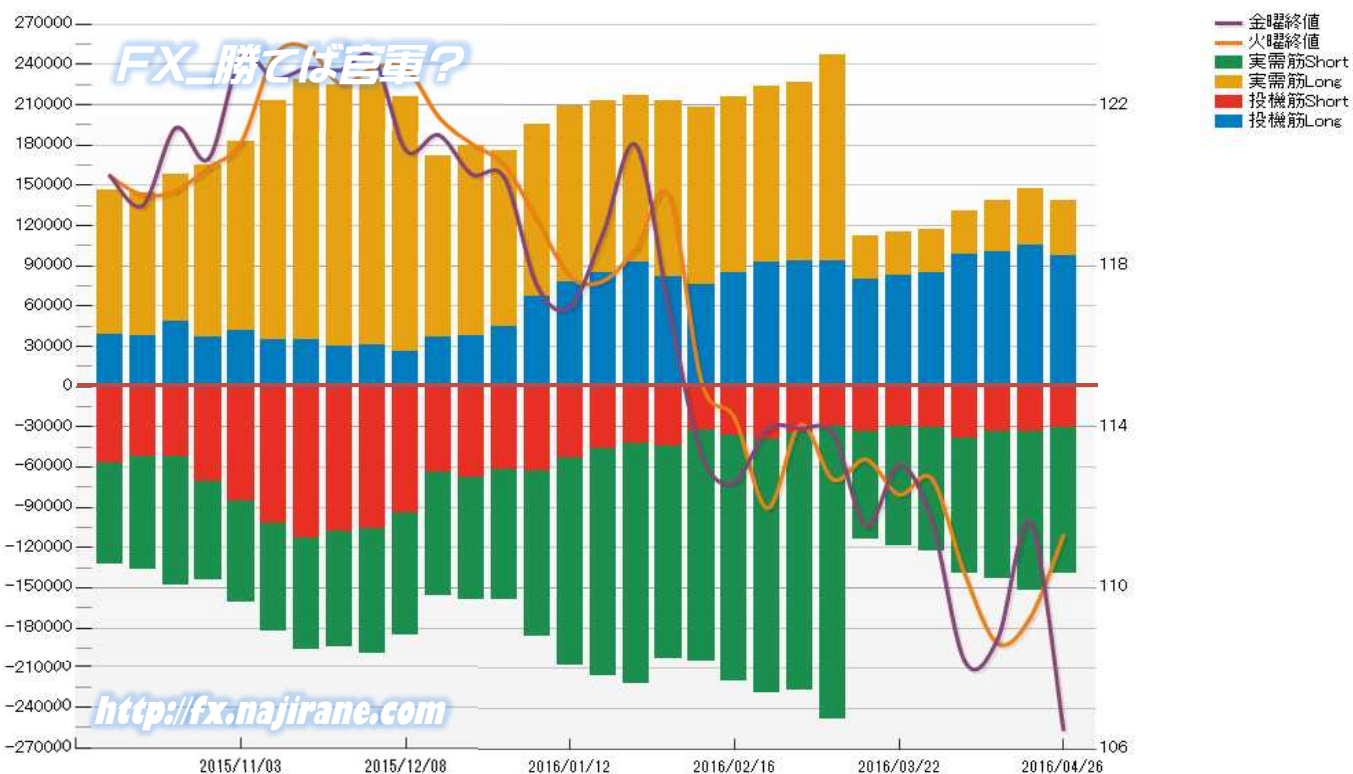


JAPANESE YEN - CHICAGO MERCANTILE EXCHANGE
FUTURES ONLY POSITIONS

Code-097741
2016/04/29 公表値

Date	投機筋集計				実需筋集計				投機筋+実需筋合計				ドル円終値	
	円買い	円売り	売り越し	売買計	円買い	円売り	売り越し	売買計	円買い	円売り	売り越し	売買計	火曜締め	金曜締め
2016/04/26	97470	30972	-66498	128442	40734	108419	67685	149153	138204	139391	1187	277595	111.30	106.48
2016/04/19	105710	33840	-71870	139550	41258	118087	76829	159345	146968	151927	4959	298895	109.27	111.62
2016/04/12	100120	33930	-66190	134050	38652	109410	70758	148062	138772	143340	4568	282112	108.62	108.73
2016/04/05	98130	38057	-60073	136187	32451	101508	69057	133959	130581	139565	8984	270146	110.34	108.17
2016/03/29	84870	30483	-54387	115353	32118	92081	59963	124199	116988	122564	5576	239552	112.71	111.65
2016/03/22	82812	29466	-53346	112278	32265	89776	57511	122041	115077	119242	4165	234319	112.32	113.06
2016/03/15	79426	33937	-45489	113363	32762	79738	46976	112500	112188	113675	1487	225863	113.19	111.54
2016/03/08	93867	29534	-64333	123401	153269	218579	65310	371848	247136	248113	977	495249	112.69	113.81
2016/03/01	94070	34445	-59625	128515	132993	191615	58622	324608	227063	226060	-1003	453123	114.05	113.96
2016/02/23	92376	39642	-52734	132018	131150	188392	57242	319542	223526	228034	4508	451560	111.98	113.94
2016/02/16	84518	36617	-47901	121135	131826	183285	51459	315111	216344	219902	3558	436246	114.22	112.63
2016/02/09	75811	32579	-43232	108390	131862	172663	40801	304525	207673	205242	-2431	412915	115.11	113.30
2016/02/02	82108	44863	-37245	126971	130736	157826	27090	288562	212844	202689	-10155	415533	119.75	116.97
2016/01/26	92628	42602	-50026	135230	124038	178679	54641	302717	216666	221281	4615	437947	118.45	121.00
2016/01/19	84485	46832	-37653	131317	128081	168498	40417	296579	212566	215330	2764	427896	117.62	118.81
2016/01/12	78385	53119	-25266	131504	130859	154704	23845	285563	209244	207823	-1421	417067	117.74	116.98
2016/01/05	67471	63368	-4103	130839	127747	123204	-4543	250951	195218	186572	-8646	381790	119.12	117.49
2015/12/29	45008	62234	17226	107242	131111	96331	-34780	227442	176119	158565	-17554	334684	120.50	120.19
2015/12/22	37677	68044	30367	105721	141911	90973	-50938	232884	179588	159017	-20571	338605	121.04	120.28
2015/12/15	37301	63881	26580	101182	134622	92036	-42586	226658	171923	155917	-16006	327840	121.68	121.25
2015/12/08	26400	94450	68050	120850	189782	91225	-98557	281007	216182	185675	-30507	401857	122.90	120.87
2015/12/01	31228	106129	74901	137357	197457	92536	-104921	289993	228685	198665	-30020	427350	122.91	123.17
2015/11/24	30277	107613	77336	137890	194629	86696	-107933	281325	224906	194309	-30597	419215	122.52	122.86
2015/11/17	34475	113086	78611	147561	194025	82801	-111224	276826	228500	195887	-32613	424387	123.42	122.91
2015/11/10	35081	101969	66888	137050	177813	80127	-97686	257940	212894	182096	-30798	394990	123.21	122.65
2015/11/03	41489	85276	43787	126765	140770	75643	-65127	216413	182259	160919	-21340	343178	121.08	123.19
2015/10/27	36437	70348	33911	106785	128969	73765	-55204	202734	165406	144113	-21293	309519	120.44	120.66
2015/10/20	48747	52386	3639	101133	109001	95934	-13067	204935	157748	148320	-9428	306068	119.87	121.42
2015/10/13	38004	51836	13832	89840	106019	84263	-21756	190282	144023	136099	-7924	280122	119.76	119.50
2015/10/06	39050	56649	17599	95699	107023	76265	-30758	183288	146073	132914	-13159	278987	120.23	120.24

JAPANESE YEN - CHICAGO MERCANTILE EXCHANGE
FUTURES ONLY POSITIONS Code-097741

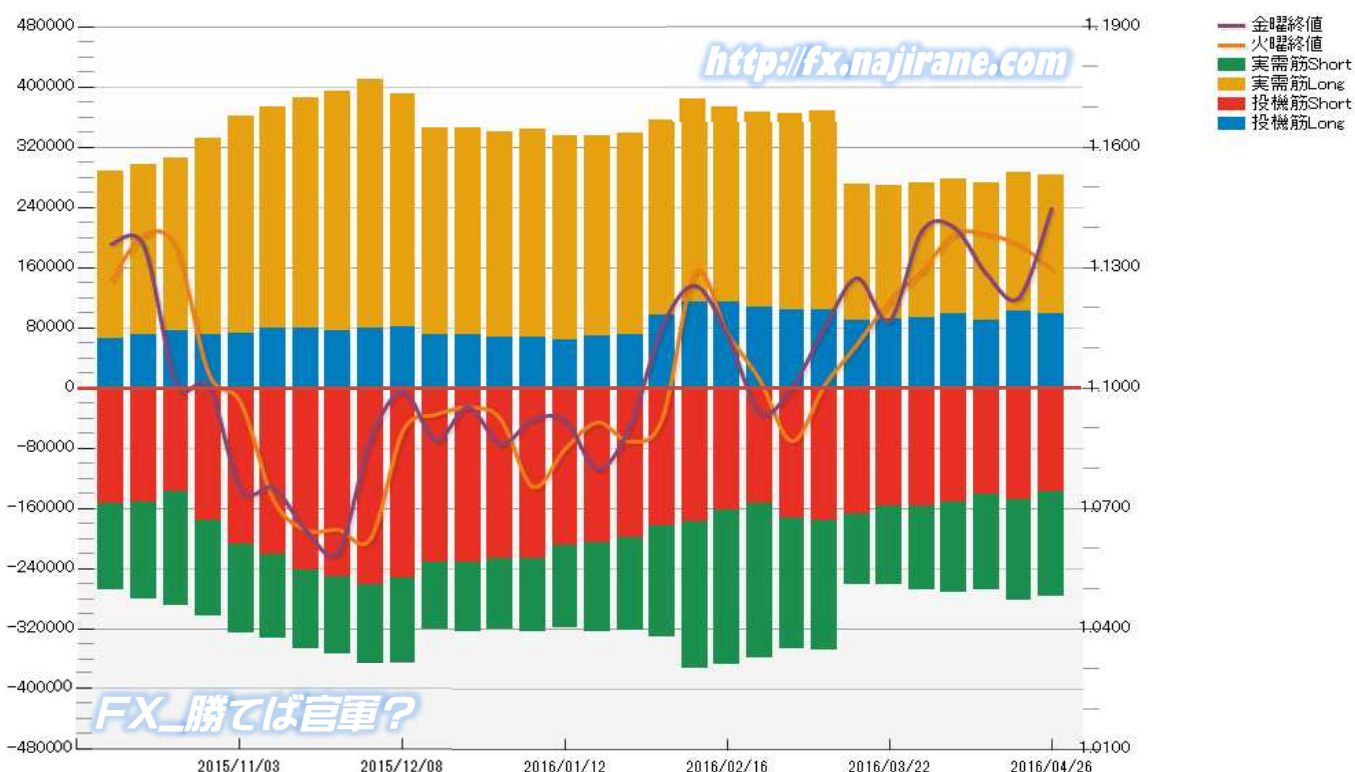


**EURO FX - CHICAGO MERCANTILE EXCHANGE
FUTURES ONLY POSITIONS**

**Code-099741
2016/04/29 公表値**

Date	投机筋集計				実需筋集計				投机筋+実需筋合計				ユーロドル終値	
	EUR買い	EUR売り	売り越し	売買計	EUR買い	EUR売り	売り越し	売買計	EUR買い	EUR売り	売り越し	売買計	火曜締め	金曜締め
2016/04/26	99072	138739	39667	237811	182996	138270	-44726	321266	282068	277009	-5059	559077	1.1297	1.1446
2016/04/19	101211	148128	46917	249339	185459	133519	-51940	318978	286670	281647	-5023	568317	1.1356	1.1225
2016/04/12	89216	141267	52051	230483	182596	126793	-55803	309389	271812	268060	-3752	539872	1.1383	1.1284
2016/04/05	98014	151501	53487	249515	180268	120531	-59737	300799	278282	272032	-6250	550314	1.1384	1.1400
2016/03/29	93726	157537	63811	251263	178491	111140	-67351	289631	272217	268677	-3540	540894	1.1292	1.1391
2016/03/22	91334	157387	66053	248721	176950	103926	-73024	280876	268284	261313	-6971	529597	1.1217	1.1168
2016/03/15	90353	167908	77555	258261	180672	92859	-87813	273531	271025	260767	-10258	531792	1.1108	1.1274
2016/03/08	104165	176072	71907	280237	263377	173378	-89999	436755	367542	349450	-18092	716992	1.1006	1.1150
2016/03/01	103965	172506	68541	276471	260901	174403	-86498	435304	364866	346909	-17957	711775	1.0867	1.1002
2016/02/23	107566	154423	46857	261989	258954	205427	-53527	464381	366520	359850	-6670	726370	1.1020	1.0938
2016/02/16	113970	162175	48205	276145	258996	205232	-53764	464228	372966	367407	-5559	740373	1.1137	1.1132
2016/02/09	114607	177921	63314	292528	268586	194562	-74024	463148	383193	372483	-10710	755676	1.1288	1.1255
2016/02/02	96012	183085	87073	279097	259869	147872	-111997	407741	355881	330957	-24924	686838	1.0925	1.1153
2016/01/26	71446	198661	127215	270107	267012	124194	-142818	391206	338458	322855	-15603	661313	1.0866	1.0907
2016/01/19	69449	206464	137015	275913	265334	117867	-147467	383201	334783	324331	-10452	659114	1.0914	1.0798
2016/01/12	63162	209613	146451	272775	271543	109792	-161751	381335	334705	319405	-15300	654110	1.0848	1.0919
2016/01/05	66857	227500	160643	294357	276815	97443	-179372	374258	343672	324943	-18729	668615	1.0754	1.0921
2015/12/29	66973	227523	160550	294496	273701	93279	-180422	366980	340674	320802	-19872	661476	1.0923	1.0861
2015/12/22	70509	231556	161047	302065	275354	93283	-182071	368637	345863	324839	-21024	670702	1.0951	1.0952
2015/12/15	71295	231256	159961	302551	275052	89741	-185311	364793	346347	320997	-25350	667344	1.0933	1.0870
2015/12/08	80378	252709	172331	333087	309680	112572	-197108	422252	390058	365281	-24777	755339	1.0894	1.0990
2015/12/01	78782	261627	182845	340409	330854	106332	-224522	437186	409636	367959	-41677	777595	1.0625	1.0874
2015/11/24	76296	251780	175484	328076	318441	102519	-215922	420960	394737	354299	-40438	749036	1.0646	1.0593
2015/11/17	78898	243075	164177	321973	307454	103302	-204152	410756	386352	346377	-39975	732729	1.0646	1.0646
2015/11/10	78994	221933	142939	300927	294780	110225	-184555	405005	373774	332158	-41616	705932	1.0721	1.0751
2015/11/03	72883	207217	134334	280100	288232	119288	-168944	407520	361115	326505	-34610	687620	1.0962	1.0745
2015/10/27	70351	176285	105934	246636	261683	127233	-134450	388916	332034	303518	-28516	635552	1.1037	1.1003
2015/10/20	76291	138857	62566	215148	229622	150293	-79329	379915	305913	289150	-16763	595063	1.1347	1.1010
2015/10/13	71132	151708	80576	222840	226415	129400	-97015	355815	297547	281108	-16439	578655	1.1382	1.1354
2015/10/06	65410	154220	88810	219630	222477	113970	-108507	336447	287887	268190	-19697	556077	1.1269	1.1359

**EURO FX - CHICAGO MERCANTILE EXCHANGE
FUTURES ONLY POSITIONS Code-099741**



CME Daily Volume

シカゴ・マーカントイル取引所 取扱高日次データ

FX_勝てば官軍?

<http://fx.najirane.com>

EU Euro		取扱高			当日含む前5営業日計			参考レート	
Date	CALL	PUT	FUTURE	CALL	PUT	FUTURE	Open	Close	
2016/4/28 (木)	19216	17408	170714	60378	86493	776507	1.1325	1.1354	
2016/4/27 (水)	9705	11182	180863	54314	85796	861741	1.1297	1.1325	
2016/4/26 (火)	13462	23031	163794	52934	84936	825316	1.1267	1.1297	
2016/4/25 (月)	5991	16745	109097	47306	70540	807333	1.1223	1.1269	
2016/4/22 (金)	12004	18127	152039	46126	57834	800876	1.1285	1.1225	
2016/4/21 (木)	13152	16711	255948	39955	44455	780678	1.1300	1.1285	
2016/4/20 (水)	8325	10322	144438	32335	37209	675653	1.1356	1.1300	
2016/4/19 (火)	7834	8635	145811	34540	39983	729121	1.1313	1.1356	
2016/4/18 (月)	4811	4039	102640	37033	39589	766070	1.1296	1.1313	
2016/4/15 (金)	5833	4748	131841	38725	45459	811558	1.1261	1.1284	

AUS Dollar		取扱高			当日含む前5営業日計			参考レート	
Date	CALL	PUT	FUTURE	CALL	PUT	FUTURE	Open	Close	
2016/4/28 (木)	1913	1774	105831	8553	13405	501857	0.7596	0.7630	
2016/4/27 (水)	3505	5687	150511	7808	13267	515059	0.7746	0.7596	
2016/4/26 (火)	1070	1907	83454	6941	11461	456648	0.7714	0.7746	
2016/4/25 (月)	896	902	59595	7810	12181	463435	0.7708	0.7714	
2016/4/22 (金)	1169	3135	102466	7866	12110	500574	0.7739	0.7713	
2016/4/21 (木)	1168	1636	119033	10578	10381	478194	0.7794	0.7739	
2016/4/20 (水)	2638	3881	92100	12297	11461	458840	0.7814	0.7793	
2016/4/19 (火)	1939	2627	90241	11555	9216	451923	0.7751	0.7814	
2016/4/18 (月)	952	831	96734	12153	9391	463811	0.7664	0.7751	
2016/4/15 (金)	3881	1406	80086	12826	17107	453483	0.7691	0.7714	

CHE Franc		取扱高			当日含む前5営業日計			参考レート	
Date	CALL	PUT	FUTURE	CALL	PUT	FUTURE	Open	Close	
2016/4/28 (木)	24	787	17926	566	1151	86937	1.0294	1.0346	
2016/4/27 (水)	318	132	15689	859	697	99720	1.0268	1.0294	
2016/4/26 (火)	110	172	18512	593	606	108744	1.0253	1.0268	
2016/4/25 (月)	18	0	14964	525	595	107560	1.0218	1.0252	
2016/4/22 (金)	96	60	19846	599	595	107043	1.0256	1.0216	
2016/4/21 (木)	317	333	30709	560	562	103466	1.0291	1.0259	
2016/4/20 (水)	52	41	24713	253	233	91247	1.0394	1.0291	
2016/4/19 (火)	42	161	17328	231	430	88730	1.0368	1.0395	
2016/4/18 (月)	92	0	14447	346	417	89554	1.0348	1.0368	
2016/4/15 (金)	57	27	16269	334	450	91889	1.0344	1.0329	

JPN Yen		取扱高			当日含む前5営業日計			参考レート	
Date	CALL	PUT	FUTURE	CALL	PUT	FUTURE	Open	Close	
2016/4/28 (木)	11526	7405	242729	35552	30487	701836	111.46	108.11	
2016/4/27 (水)	3856	4809	88570	25727	25366	570655	111.30	111.45	
2016/4/26 (火)	2883	6326	84780	24190	25091	577123	111.23	111.30	
2016/4/25 (月)	3405	3130	104862	23369	22447	595146	111.79	111.24	
2016/4/22 (金)	13882	8817	180895	21036	21924	600866	109.43	111.62	
2016/4/21 (木)	1701	2284	111548	9000	14950	501129	109.74	109.43	
2016/4/20 (水)	2319	4534	95038	9121	14479	496879	109.27	109.74	
2016/4/19 (火)	2062	3682	102803	8978	13299	502250	108.86	109.27	
2016/4/18 (月)	1072	2607	110582	11080	12147	503979	108.17	108.86	
2016/4/15 (金)	1846	1843	81158	15366	13217	507250	109.42	108.73	

CAN Dollar		取扱高			当日含む前5営業日計			参考レート	
Date	CALL	PUT	FUTURE	CALL	PUT	FUTURE	Open	Close	
2016/4/28 (木)	1119	3523	63286	5507	9351	332506	0.7940	0.7969	
2016/4/27 (水)	650	1530	78574	6805	8623	340777	0.7933	0.7940	
2016/4/26 (火)	1859	1972	53402	7515	11840	342057	0.7888	0.7933	
2016/4/25 (月)	415	835	54486	10256	13057	372541	0.7901	0.7888	
2016/4/22 (金)	1464	1491	82758	12107	14205	399087	0.7856	0.7892	
2016/4/21 (木)	2417	2795	71557	13010	14962	373070	0.7902	0.7856	
2016/4/20 (水)	1360	4747	79854	12310	15574	364166	0.7892	0.7902	
2016/4/19 (火)	4600	3189	83886	13431	12921	368958	0.7818	0.7892	
2016/4/18 (月)	2266	1983	81032	12042	12971	368385	0.7724	0.7818	
2016/4/15 (金)	2367	2248	56741	11508	12233	347781	0.7783	0.7790	

NZL Dollar		取扱高			当日含む前5営業日計			参考レート	
Date	CALL	PUT	FUTURE	CALL	PUT	FUTURE	Open	Close	
2016/4/28 (木)	0	0	28751	0	0	102433	0.6916	0.6963	
2016/4/27 (水)	0	0	15953	0	0	99072	0.6897	0.6914	
2016/4/26 (火)	0	0	12398	0	0	89582	0.6857	0.6896	
2016/4/25 (月)	0	0	20465	0	0	96809	0.6857	0.6857	
2016/4/22 (金)	0	0	21505	0	0	107807	0.6913	0.6856	
2016/4/21 (木)	0	0	19261	0	0	103073	0.6977	0.6914	
2016/4/20 (水)	0	0	23180	0	0	100268	0.7047	0.6977	
2016/4/19 (火)	0	0	23396	0	0	95815	0.6959	0.7047	
2016/4/18 (月)	0	0	15731	0	0	88690	0.6891	0.6958	
2016/4/15 (金)	0	0	18700	0	0	78174	0.6846	0.6912	

MEX Peso		取扱高			当日含む前5営業日計			参考レート	
Date	CALL	PUT	FUTURE	CALL	PUT	FUTURE	Open	Close	
2016/4/28 (木)	50	0	55803	160	70	240094	5.7588	5.7867	
2016/4/27 (水)	20	51	61362	151	70	232568	5.7580	5.7750	
2016/4/26 (火)	60	9	47063	131	19	210473	5.7000	5.7575	
2016/4/25 (月)	0	0	34215	142	10	243323	5.6996	5.6803	
2016/4/22 (金)	30	10	41651	162	13	281037	5.7156	5.7246	
2016/4/21 (木)	41	0	48277	182	104	286077	5.7708	5.7219	
2016/4/20 (水)	0	0	39267	271	148	297331	5.7803	5.8011	
2016/4/19 (火)	71	0	79913	281	218	304009	5.7630	5.7877	
2016/4/18 (月)	20	3	71929	286	218	277366	5.6837	5.7361	
2016/4/15 (金)	50	101	46691	306	246	258499	5.7343	5.6878	

IMM扱い8通貨/ダウ/日経/金/オイル/主要クロス円の過去5日及び過去5週の4本値

AUDUSD					CADUSD					CHFUSD				
Date	Open	High	Low	Close	Date	Open	High	Low	Close	Date	Open	High	Low	Close
2016/04/29	0.7630	0.7669	0.7588	0.7603	2016/04/29	0.7969	0.8000	0.7944	0.7971	2016/04/29	1.0346	1.0452	1.0340	1.0422
2016/04/28	0.7596	0.7658	0.7577	0.7630	2016/04/28	0.7940	0.7990	0.7933	0.7969	2016/04/28	1.0294	1.0355	1.0274	1.0346
2016/04/27	0.7746	0.7765	0.7549	0.7596	2016/04/27	0.7933	0.7954	0.7878	0.7940	2016/04/27	1.0268	1.0328	1.0254	1.0294
2016/04/26	0.7714	0.7765	0.7697	0.7746	2016/04/26	0.7888	0.7939	0.7883	0.7933	2016/04/26	1.0253	1.0306	1.0240	1.0268
2016/04/25	0.7708	0.7729	0.7691	0.7714	2016/04/25	0.7901	0.7902	0.7863	0.7888	2016/04/25	1.0218	1.0271	1.0218	1.0252

CNYUSD					EURUSD					GBPUSD				
Date	Open	High	Low	Close	Date	Open	High	Low	Close	Date	Open	High	Low	Close
2016/04/29	0.1542	0.1545	0.1540	0.1540	2016/04/29	1.1354	1.1459	1.1338	1.1446	2016/04/29	1.4609	1.4669	1.4578	1.4610
2016/04/28	0.1537	0.1544	0.1535	0.1544	2016/04/28	1.1325	1.1368	1.1296	1.1354	2016/04/28	1.4535	1.4623	1.4524	1.4609
2016/04/27	0.1538	0.1541	0.1537	0.1540	2016/04/27	1.1297	1.1361	1.1274	1.1325	2016/04/27	1.4576	1.4619	1.4476	1.4536
2016/04/26	0.1537	0.1541	0.1537	0.1540	2016/04/26	1.1267	1.1339	1.1257	1.1297	2016/04/26	1.4482	1.4639	1.4480	1.4576
2016/04/25	0.1537	0.1540	0.1535	0.1537	2016/04/25	1.1223	1.1278	1.1223	1.1269	2016/04/25	1.4456	1.4519	1.4403	1.4483

JPYUSD					MXNUSD					NZDUSD				
Date	Open	High	Low	Close	Date	Open	High	Low	Close	Date	Open	High	Low	Close
2016/04/29	0.9250	0.9409	0.9242	0.9392	2016/04/29	0.0583	0.0586	0.0579	0.0581	2016/04/29	0.6963	0.6998	0.6951	0.6983
2016/04/28	0.8972	0.9269	0.8938	0.9250	2016/04/28	0.0576	0.0582	0.0575	0.0579	2016/04/28	0.6916	0.6990	0.6897	0.6963
2016/04/27	0.8985	0.9006	0.8949	0.8973	2016/04/27	0.0576	0.0578	0.0574	0.0577	2016/04/27	0.6897	0.6942	0.6808	0.6914
2016/04/26	0.8990	0.9036	0.8971	0.8985	2016/04/26	0.0570	0.0576	0.0569	0.0576	2016/04/26	0.6857	0.6910	0.6857	0.6896
2016/04/25	0.8945	0.9021	0.8944	0.8990	2016/04/25	0.0570	0.0570	0.0567	0.0568	2016/04/25	0.6857	0.6878	0.6842	0.6857

Nikkei 225 - Japonia (NIKKEI)					5営業日以内に休場日あり	
Date	Open	High	Low	Close	(ドル建て終値)	出来高
2016/04/28	17438.99	17572.27	16652.74	16666.05	153.76	2330777600
2016/04/27	17369.68	17417.54	17230.23	17290.49	155.48	1408987008
2016/04/26	17358.56	17426.02	17200.50	17353.28	156.55	1616024064
2016/04/25	17613.56	17613.56	17403.87	17439.30	156.80	1716160256
2016/04/22	17220.47	17572.49	17192.39	17572.49	158.90	2282925824
週4本値	17220.47	17613.56	16652.74	16666.05	153.76	(N225銘柄計) (東証一部全体計)

XAUUSD					
Date	Open	High	Low	Close	Volume
2016/04/29	1266.57	1296.74	1265.35	1293.03	0
2016/04/28	1245.83	1269.80	1238.46	1266.25	0
2016/04/27	1243.94	1252.77	1240.43	1245.78	0
2016/04/26	1238.38	1245.03	1231.74	1243.64	0
2016/04/25	1233.28	1242.44	1230.39	1238.32	0
週4本値	1233.28	1296.74	1230.39	1293.03	

Dow Jones Industrial - USA (DJIA)					出来高
Date	Open	High	Low	Close	
2016/04/29	17813.09	17814.83	17651.98	17773.64	136672463
2016/04/28	18023.88	18034.94	17796.55	17830.76	100920371
2016/04/27	17996.14	18084.66	17920.26	18041.55	109091285
2016/04/26	17987.38	18043.77	17934.17	17990.32	92565933
2016/04/25	17990.94	17990.94	17855.55	17977.24	83767828
週4本値	17990.94	18084.66	17651.98	17773.64	136672463

Historical Data by **Stooq**
 Historical Data by **MarketNewsline**
 Arrangement by **FX_勝てば官軍?**

Crude Light Oil					
Date	Open	High	Low	Close	Volume
2016/04/29	45.87	46.77	45.24	46.02	0
2016/04/28	45.28	46.11	44.95	45.88	0
2016/04/27	44.61	45.55	43.77	45.30	989105
2016/04/26	42.95	44.83	42.52	44.63	844397
2016/04/25	43.62	44.03	42.61	42.97	946786
週4本値	43.62	46.77	42.52	46.02	

USDJPY					EURJPY					GBPJPY				
日付	始値	高値	安値	終値	日付	始値	高値	安値	終値	日付	始値	高値	安値	終値
2016/04/29	108.11	108.20	106.28	106.48	2016/04/29	122.75	122.94	121.68	121.88	2016/04/29	157.94	158.07	155.32	155.56
2016/04/28	111.46	111.88	107.88	108.11	2016/04/28	126.22	126.46	122.52	122.74	2016/04/28	162.00	162.58	157.08	157.94
2016/04/27	111.30	111.75	111.03	111.45	2016/04/27	125.73	126.32	125.44	126.21	2016/04/27	162.22	162.82	161.67	162.00
2016/04/26	111.23	111.47	110.67	111.30	2016/04/26	125.33	125.98	124.70	125.73	2016/04/26	161.09	162.71	160.46	162.22
2016/04/25	111.79	111.80	110.85	111.24	2016/04/25	125.47	125.53	124.81	125.35	2016/04/25	161.63	161.73	160.03	161.11

USDJPY Weekly					EURJPY Weekly					GBPJPY Weekly				
日付	始値	高値	安値	終値	日付	始値	高値	安値	終値	日付	始値	高値	安値	終値
2016/04/29	111.79	111.88	106.28	106.48	2016/04/29	125.47	126.46	121.68	121.88	2016/04/29	161.63	162.82	155.32	155.56
2016/04/22	108.17	111.81	107.84	111.62	2016/04/22	122.19	125.51	121.72	125.30	2016/04/22	153.51	161.18	152.53	160.87
2016/04/15	108.09	109.73	107.64	108.73	2016/04/15	123.30	124.00	122.63	122.68	2016/04/15	152.67	155.76	151.99	154.35
2016/04/08	111.58	111.80	107.67	108.17	2016/04/08	127.15	127.35	122.58	123.31	2016/04/08	158.65	159.58	151.67	152.78
2016/04/01	113.33	113.80	111.60	111.65	2016/04/01	126.53	128.22	126.42	127.18	2016/04/01	160.20	162.58	158.72	158.86

先週のIMM取り扱い対ドル8通貨チャート

※ 赤点線は週最高値/青点線は週最低値、BB中心線はSMA21

2016/04/25 ~ 2016/04/29

Chart by OANDA Japan MetaTrader4

