

JAPANESE YEN - CHICAGO MERCANTILE EXCHANGE

Code-097741

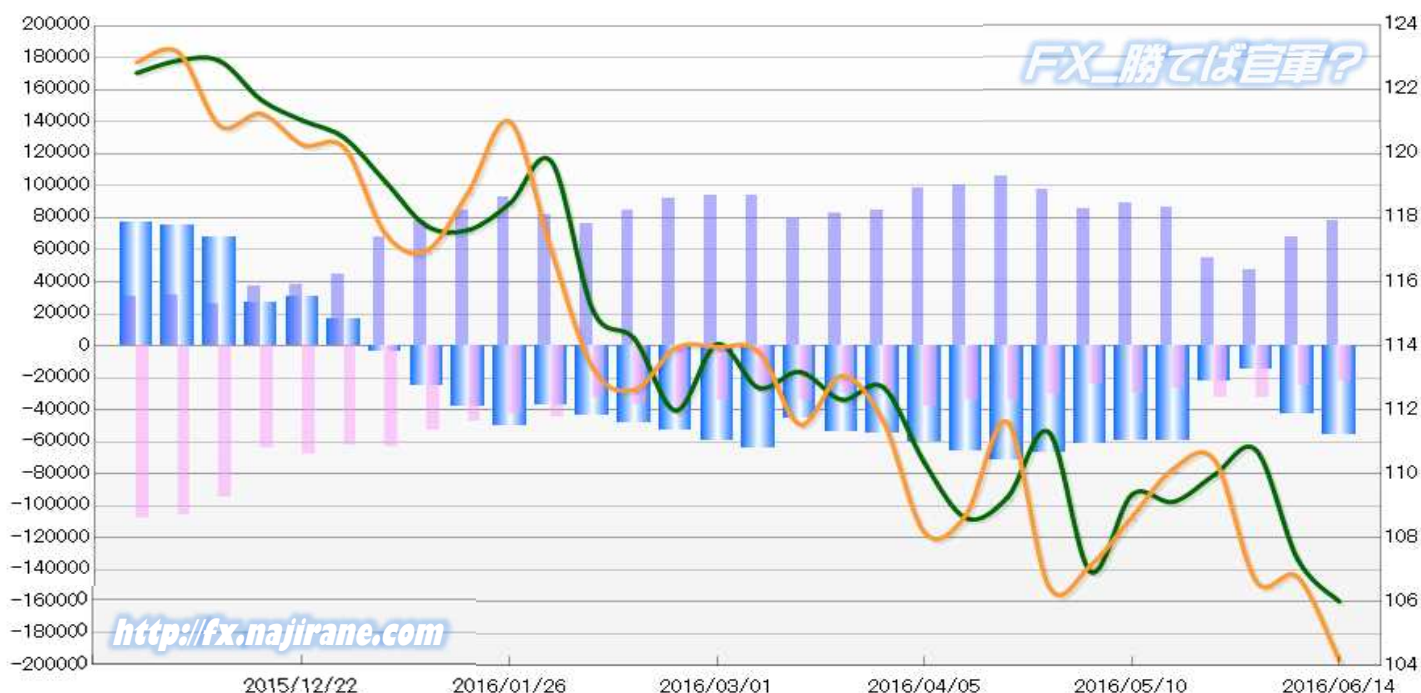
2015/12/22 ~ 2016/06/14

2016/06/17 NYクロース時公表値

| Report_Date | Non Commercial Positions |        |        |       |        |        |        |        |         |        |        |        | 火曜日<br>引け値 | 金曜日<br>引け値 |
|-------------|--------------------------|--------|--------|-------|--------|--------|--------|--------|---------|--------|--------|--------|------------|------------|
|             | Long                     | 増減     | 増減(%)  | Short | 増減     | 増減(%)  | 売り越し   | 増減     | 増減(%)   | 売買計    | 増減     | 増減(%)  |            |            |
| 2016/06/14  | 77703                    | 9466   | 13.9%  | 22013 | -3371  | -13.3% | -55690 | 12837  | 30.0%   | 99716  | 6095   | 6.5%   | 106.02     | 104.19     |
| 2016/06/07  | 68237                    | 21273  | 45.3%  | 25384 | -6743  | -21.0% | -42853 | 28016  | 188.8%  | 93621  | 14530  | 18.4%  | 107.33     | 106.78     |
| 2016/05/31  | 46964                    | -7828  | -14.3% | 32127 | -606   | -1.9%  | -14837 | -7222  | -32.7%  | 79091  | -8434  | -9.6%  | 110.74     | 106.64     |
| 2016/05/24  | 54792                    | -31373 | -36.4% | 32733 | 5487   | 20.1%  | -22059 | -36860 | -62.6%  | 87525  | -25886 | -22.8% | 109.98     | 110.42     |
| 2016/05/17  | 86165                    | -2732  | -3.1%  | 27246 | -2604  | -8.7%  | -58919 | -128   | -0.2%   | 113411 | -5336  | -4.5%  | 109.13     | 110.16     |
| 2016/05/10  | 88897                    | 3270   | 3.8%   | 29850 | 5744   | 23.8%  | -59047 | -2474  | -4.0%   | 118747 | 9014   | 8.2%   | 109.35     | 108.65     |
| 2016/05/03  | 85627                    | -11843 | -12.2% | 24106 | -6866  | -22.2% | -61521 | -4977  | -7.5%   | 109733 | -18709 | -14.6% | 106.95     | 107.14     |
| 2016/04/26  | 97470                    | -8240  | -7.8%  | 30972 | -2868  | -8.5%  | -66498 | -5372  | -7.5%   | 128442 | -11108 | -8.0%  | 111.30     | 106.48     |
| 2016/04/19  | 105710                   | 5590   | 5.6%   | 33840 | -90    | -0.3%  | -71870 | 5680   | 8.6%    | 139550 | 5500   | 4.1%   | 109.27     | 111.62     |
| 2016/04/12  | 100120                   | 1990   | 2.0%   | 33930 | -4127  | -10.8% | -66190 | 6117   | 10.2%   | 134050 | -2137  | -1.6%  | 108.62     | 108.73     |
| 2016/04/05  | 98130                    | 13260  | 15.6%  | 38057 | 7574   | 24.8%  | -60073 | 5686   | 10.5%   | 136187 | 20834  | 18.1%  | 110.34     | 108.17     |
| 2016/03/29  | 84870                    | 2058   | 2.5%   | 30483 | 1017   | 3.5%   | -54387 | 1041   | 2.0%    | 115353 | 3075   | 2.7%   | 112.71     | 111.65     |
| 2016/03/22  | 82812                    | 3386   | 4.3%   | 29466 | -4471  | -13.2% | -53346 | 7857   | 17.3%   | 112278 | -1085  | -1.0%  | 112.32     | 113.06     |
| 2016/03/15  | 79426                    | -14441 | -15.4% | 33937 | 4403   | 14.9%  | -45489 | -18844 | -29.3%  | 113363 | -10038 | -8.1%  | 113.19     | 111.54     |
| 2016/03/08  | 93867                    | -203   | -0.2%  | 29534 | -4911  | -14.3% | -64333 | 4708   | 7.9%    | 123401 | -5114  | -4.0%  | 112.69     | 113.81     |
| 2016/03/01  | 94070                    | 1694   | 1.8%   | 34445 | -5197  | -13.1% | -59625 | 6891   | 13.1%   | 128515 | -3503  | -2.7%  | 114.05     | 113.96     |
| 2016/02/23  | 92376                    | 7858   | 9.3%   | 39642 | 3025   | 8.3%   | -52734 | 4833   | 10.1%   | 132018 | 10883  | 9.0%   | 111.98     | 113.94     |
| 2016/02/16  | 84518                    | 8707   | 11.5%  | 36617 | 4038   | 12.4%  | -47901 | 4669   | 10.8%   | 121135 | 12745  | 11.8%  | 114.22     | 112.63     |
| 2016/02/09  | 75811                    | -6297  | -7.7%  | 32579 | -12284 | -27.4% | -43232 | 5987   | 16.1%   | 108390 | -18581 | -14.6% | 115.11     | 113.30     |
| 2016/02/02  | 82108                    | -10520 | -11.4% | 44863 | 2261   | 5.3%   | -37245 | -12781 | -25.5%  | 126971 | -8259  | -6.1%  | 119.75     | 116.97     |
| 2016/01/26  | 92628                    | 8143   | 9.6%   | 42602 | -4230  | -9.0%  | -50026 | 12373  | 32.9%   | 135230 | 3913   | 3.0%   | 118.45     | 121.00     |
| 2016/01/19  | 84485                    | 6100   | 7.8%   | 46832 | -6287  | -11.8% | -37653 | 12387  | 49.0%   | 131317 | -187   | -0.1%  | 117.62     | 118.81     |
| 2016/01/12  | 78385                    | 10914  | 16.2%  | 53119 | -10249 | -16.2% | -25266 | 21163  | 515.8%  | 131504 | 665    | 0.5%   | 117.74     | 116.98     |
| 2016/01/05  | 67471                    | 22463  | 49.9%  | 63368 | 1134   | 1.8%   | -4103  | -21329 | -123.8% | 130839 | 23597  | 22.0%  | 119.12     | 117.49     |
| 2015/12/29  | 45008                    | 7331   | 19.5%  | 62234 | -5810  | -8.5%  | 17226  | -13141 | -43.3%  | 107242 | 1521   | 1.4%   | 120.50     | 120.19     |
| 2015/12/22  | 37677                    |        |        | 68044 |        |        | 30367  |        |         | 105721 |        |        | 121.04     | 120.28     |

JAPANESE YEN - CHICAGO MERCANTILE EXCHANGE  
FUTURES ONLY POSITIONS

— 金曜終値 — 火曜終値 — Short枚数 — Long枚数 ■ 売り越し枚数(マイナスの場合は買越しと読替え)



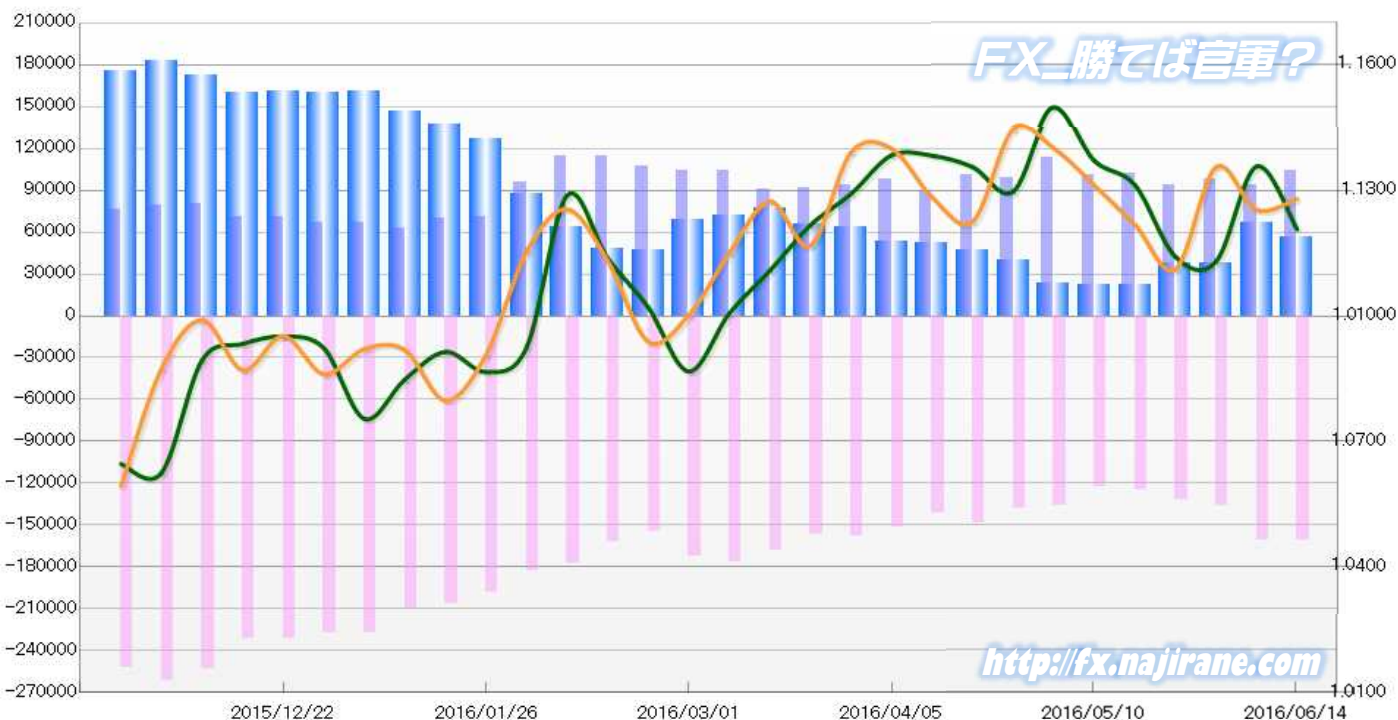
**EURO FX - CHICAGO MERCANTILE EXCHANGE**  
**2015/12/22 ~ 2016/06/14**

**Code-099741**  
**2016/06/17 NYクローズ時公表値**

| Report_Date | Non Commercial Positions |        |        |        |        |       |        |        |        |        |        |        | 火曜日<br>引け値 | 金曜日<br>引け値 |
|-------------|--------------------------|--------|--------|--------|--------|-------|--------|--------|--------|--------|--------|--------|------------|------------|
|             | Long                     | 増減     |        | Short  | 増減     |       | 売り越し   | 増減     |        | 売買計    | 増減     |        |            |            |
| 2016/06/14  | 104510                   | 11018  | 11.8%  | 160999 | 395    | 0.2%  | 56489  | -10623 | -15.8% | 265509 | 11413  | 4.5%   | 1.1207     | 1.1280     |
| 2016/06/07  | 93492                    | -4726  | -4.8%  | 160604 | 24732  | 18.2% | 67112  | 29458  | 78.2%  | 254096 | 20006  | 8.5%   | 1.1357     | 1.1253     |
| 2016/05/31  | 98218                    | 4263   | 4.5%   | 135872 | 4022   | 3.1%  | 37654  | -241   | -0.6%  | 234090 | 8285   | 3.7%   | 1.1130     | 1.1356     |
| 2016/05/24  | 93955                    | -7768  | -7.6%  | 131850 | 7540   | 6.1%  | 37895  | 15308  | 67.8%  | 225805 | -228   | -0.1%  | 1.1141     | 1.1111     |
| 2016/05/17  | 101723                   | 446    | 0.4%   | 124310 | 1161   | 0.9%  | 22587  | 715    | 3.3%   | 226033 | 1607   | 0.7%   | 1.1313     | 1.1218     |
| 2016/05/10  | 101277                   | -11757 | -10.4% | 123149 | -13504 | -9.9% | 21872  | -1747  | -7.4%  | 224426 | -25261 | -10.1% | 1.1371     | 1.1312     |
| 2016/05/03  | 113034                   | 13962  | 14.1%  | 136653 | -2086  | -1.5% | 23619  | -16048 | -40.5% | 249687 | 11876  | 5.0%   | 1.1497     | 1.1401     |
| 2016/04/26  | 99072                    | -2139  | -2.1%  | 138739 | -9389  | -6.3% | 39667  | -7250  | -15.5% | 237811 | -11528 | -4.6%  | 1.1297     | 1.1446     |
| 2016/04/19  | 101211                   | 11995  | 13.4%  | 148128 | 6861   | 4.9%  | 46917  | -5134  | -9.9%  | 249339 | 18856  | 8.2%   | 1.1356     | 1.1225     |
| 2016/04/12  | 89216                    | -8798  | -9.0%  | 141267 | -10234 | -6.8% | 52051  | -1436  | -2.7%  | 230483 | -19032 | -7.6%  | 1.1383     | 1.1284     |
| 2016/04/05  | 98014                    | 4288   | 4.6%   | 151501 | -6036  | -3.8% | 53487  | -10324 | -16.2% | 249515 | -1748  | -0.7%  | 1.1384     | 1.1400     |
| 2016/03/29  | 93726                    | 2392   | 2.6%   | 157537 | 150    | 0.1%  | 63811  | -2242  | -3.4%  | 251263 | 2542   | 1.0%   | 1.1292     | 1.1391     |
| 2016/03/22  | 91334                    | 981    | 1.1%   | 157387 | -10521 | -6.3% | 66053  | -11502 | -14.8% | 248721 | -9540  | -3.7%  | 1.1217     | 1.1168     |
| 2016/03/15  | 90353                    | -13812 | -13.3% | 167908 | -8164  | -4.6% | 77555  | 5648   | 7.9%   | 258261 | -21976 | -7.8%  | 1.1108     | 1.1274     |
| 2016/03/08  | 104165                   | 200    | 0.2%   | 176072 | 3566   | 2.1%  | 71907  | 3366   | 4.9%   | 280237 | 3766   | 1.4%   | 1.1006     | 1.1150     |
| 2016/03/01  | 103965                   | -3601  | -3.3%  | 172506 | 18083  | 11.7% | 68541  | 21684  | 46.3%  | 276471 | 14482  | 5.5%   | 1.0867     | 1.1002     |
| 2016/02/23  | 107566                   | -6404  | -5.6%  | 154423 | -7752  | -4.8% | 46857  | -1348  | -2.8%  | 261989 | -14156 | -5.1%  | 1.1020     | 1.0938     |
| 2016/02/16  | 113970                   | -637   | -0.6%  | 162175 | -15746 | -8.8% | 48205  | -15109 | -23.9% | 276145 | -16383 | -5.6%  | 1.1137     | 1.1132     |
| 2016/02/09  | 114607                   | 18595  | 19.4%  | 177921 | -5164  | -2.8% | 63314  | -23759 | -27.3% | 292528 | 13431  | 4.8%   | 1.1288     | 1.1255     |
| 2016/02/02  | 96012                    | 24566  | 34.4%  | 183085 | -15576 | -7.8% | 87073  | -40142 | -31.6% | 279097 | 8990   | 3.3%   | 1.0925     | 1.1153     |
| 2016/01/26  | 71446                    | 1997   | 2.9%   | 198661 | -7803  | -3.8% | 127215 | -9800  | -7.2%  | 270107 | -5806  | -2.1%  | 1.0866     | 1.0907     |
| 2016/01/19  | 69449                    | 6287   | 10.0%  | 206464 | -3149  | -1.5% | 137015 | -9436  | -6.4%  | 275913 | 3138   | 1.2%   | 1.0914     | 1.0798     |
| 2016/01/12  | 63162                    | -3695  | -5.5%  | 209613 | -17887 | -7.9% | 146451 | -14192 | -8.8%  | 272775 | -21582 | -7.3%  | 1.0848     | 1.0919     |
| 2016/01/05  | 66857                    | -116   | -0.2%  | 227500 | -23    | 0.0%  | 160643 | 93     | 0.1%   | 294357 | -139   | 0.0%   | 1.0754     | 1.0921     |
| 2015/12/29  | 66973                    | -3536  | -5.0%  | 227523 | -4033  | -1.7% | 160550 | -497   | -0.3%  | 294496 | -7569  | -2.5%  | 1.0923     | 1.0861     |
| 2015/12/22  | 70509                    |        |        | 231556 |        |       | 161047 |        |        | 302065 |        |        | 1.0951     | 1.0952     |

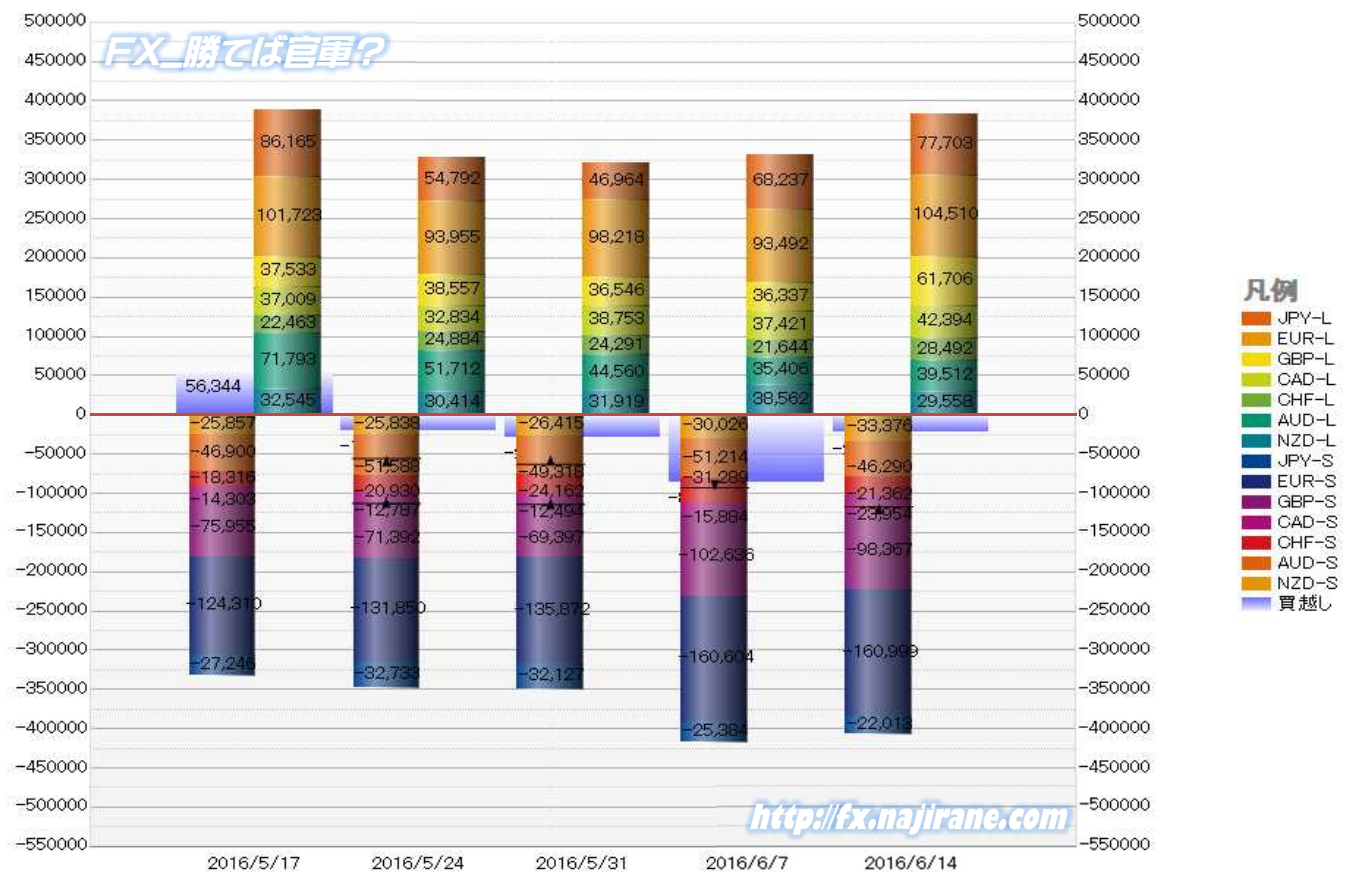
**EURO FX - CHICAGO MERCANTILE EXCHANGE**  
**FUTURES ONLY POSITIONS**

— 金曜締め週終値 — 火曜締め週終値 — Short枚数 — Long枚数 — 売り越し枚数(マイナスの場合は買越しと読替え)



|                | 2016/05/17   |        |        | 2016/05/24 |         |         | 2016/05/31 |        |           | 2016/06/07 |         |           | 2016/06/14 |         |          |
|----------------|--------------|--------|--------|------------|---------|---------|------------|--------|-----------|------------|---------|-----------|------------|---------|----------|
|                | Long         | Short  | 売り越し   | Long       | Short   | 売り越し    | Long       | Short  | 売り越し      | Long       | Short   | 売り越し      | Long       | Short   | 売り越し     |
| JPY            | 86165        | 27246  | -58919 | 54792      | 32733   | -22059  | 46964      | 32127  | -14837    | 68237      | 25384   | -42853    | 77703      | 22013   | -55690   |
|                | 前週比 枚数増減 (枚) |        |        | -31373     | 5487    | -36860  | -7828      | -606   | -7222     | 21273      | -6743   | 28016     | 9466       | -3371   | 12837    |
|                | 前週比 枚数増減 (%) |        |        | -36.41%    | 20.14%  | -62.56% | -14.29%    | -1.85% | -32.74%   | 45.30%     | -20.99% | 188.83%   | 13.87%     | -13.28% | 29.96%   |
| EUR            | 101723       | 124310 | 22587  | 93955      | 131850  | 37895   | 98218      | 135872 | 37654     | 93492      | 160604  | 67112     | 104510     | 160999  | 56489    |
|                | 前週比 枚数増減 (枚) |        |        | -7768      | 7540    | 15308   | 4263       | 4022   | -241      | -4726      | 24732   | 29458     | 11018      | 395     | -10623   |
|                | 前週比 枚数増減 (%) |        |        | -7.64%     | 6.07%   | 67.77%  | 4.54%      | 3.05%  | -0.64%    | -4.81%     | 18.20%  | 78.23%    | 11.78%     | 0.25%   | -15.83%  |
| GBP            | 37533        | 75955  | 38422  | 38557      | 71392   | 32835   | 36546      | 69397  | 32851     | 36337      | 102636  | 66299     | 61706      | 98367   | 36661    |
|                | 前週比 枚数増減 (枚) |        |        | 1024       | -4563   | -5587   | -2011      | -1995  | 16        | -209       | 33239   | 33448     | 25369      | -4269   | -29638   |
|                | 前週比 枚数増減 (%) |        |        | 2.73%      | -6.01%  | -14.54% | -5.22%     | -2.79% | 0.05%     | -0.57%     | 47.90%  | 101.82%   | 69.82%     | -4.16%  | -44.70%  |
| AUD            | 71793        | 46900  | -24893 | 51712      | 51588   | -124    | 44560      | 49318  | 4758      | 35406      | 51214   | 15808     | 39512      | 46290   | 6778     |
|                | 前週比 枚数増減 (枚) |        |        | -20081     | 4688    | -24769  | -7152      | -2270  | 4634      | -9154      | 1896    | 11050     | 4106       | -4924   | -9030    |
|                | 前週比 枚数増減 (%) |        |        | -27.97%    | 10.00%  | -99.50% | -13.83%    | -4.40% | -3937.10% | -20.54%    | 3.84%   | 232.24%   | 11.60%     | -9.61%  | -57.12%  |
| CAD            | 37009        | 14303  | -22706 | 32834      | 12787   | -20047  | 38753      | 12494  | -26259    | 37421      | 15884   | -21537    | 42394      | 23954   | -18440   |
|                | 前週比 枚数増減 (枚) |        |        | -4175      | -1516   | -2659   | 5919       | -293   | 6212      | -1332      | 3390    | -4722     | 4973       | 8070    | -3097    |
|                | 前週比 枚数増減 (%) |        |        | -11.28%    | -10.60% | -11.71% | 18.03%     | -2.29% | 30.99%    | -3.44%     | 27.13%  | -17.98%   | 13.29%     | 50.81%  | -14.38%  |
| CHF            | 22463        | 18316  | -4147  | 24884      | 20930   | -3954   | 24291      | 24162  | -129      | 21644      | 31289   | 9645      | 28492      | 21362   | -7130    |
|                | 前週比 枚数増減 (枚) |        |        | 2421       | 2614    | -193    | -593       | 3232   | -3825     | -2647      | 7127    | 9516      | 6848       | -9927   | -2515    |
|                | 前週比 枚数増減 (%) |        |        | 10.78%     | 14.27%  | -4.65%  | -2.38%     | 15.44% | -96.74%   | -10.90%    | 29.50%  | -7576.74% | 31.64%     | -31.73% | -173.92% |
| NZD            | 32545        | 25857  | -6688  | 30414      | 25838   | -4576   | 31919      | 26415  | -5504     | 38562      | 30026   | -8536     | 29558      | 33376   | 3818     |
|                | 前週比 枚数増減 (枚) |        |        | -2131      | -19     | -2112   | 1505       | 577    | 928       | 6643       | 3611    | 3032      | -9004      | 3350    | -4718    |
|                | 前週比 枚数増減 (%) |        |        | -6.55%     | -0.07%  | -31.58% | 4.95%      | 2.23%  | 20.28%    | 20.81%     | 13.67%  | 55.09%    | -23.35%    | 11.16%  | -144.73% |
| MXN            | 25219        | 70910  | 45691  | 27017      | 74477   | 47460   | 20193      | 75808  | 55615     | 22389      | 81698   | 59309     | 16894      | 82513   | 65619    |
|                | 前週比 枚数増減 (枚) |        |        | 1798       | 3567    | 1769    | -6824      | 1331   | 8155      | 2196       | 5890    | 3694      | -5495      | 815     | 6310     |
|                | 前週比 枚数増減 (%) |        |        | 7.13%      | 5.03%   | 3.87%   | -25.26%    | 1.79%  | 17.18%    | 10.88%     | 7.77%   | 6.64%     | -24.54%    | 1.00%   | 10.64%   |
| Total All 8    | 414450       | 403797 | -10653 | 354165     | 421595  | 67430   | 341444     | 425593 | 84149     | 353488     | 498735  | 145247    | 400769     | 488874  | 88105    |
|                | 前週比 枚数増減 (枚) |        |        | -60285     | 17798   | 56777   | -12721     | 3998   | 16719     | 12044      | 73142   | 61098     | 47281      | -9861   | -57142   |
|                | 前週比 枚数増減 (%) |        |        | -14.55%    | 4.41%   | 732.97% | -3.59%     | 0.95%  | 24.79%    | 3.53%      | 17.19%  | 72.61%    | 13.38%     | -1.98%  | -39.34%  |
| Total 7 (MXN除) | 389231       | 332887 | -56344 | 327148     | 347118  | 19970   | 321251     | 349785 | 28534     | 331099     | 417037  | 85938     | 383875     | 406361  | 22486    |
|                | 前週比 枚数増減 (枚) |        |        | -62083     | 14231   | -36374  | -5897      | 2667   | 8564      | 9848       | 67252   | 57404     | 52776      | -10676  | -63452   |
|                | 前週比 枚数増減 (%) |        |        | -16.0%     | 4.3%    | -135.4% | -1.8%      | 0.8%   | 42.9%     | 3.1%       | 19.2%   | 201.2%    | 15.9%      | -2.6%   | -73.8%   |

### 直近5週 CFTC IMM主要7通貨の構成

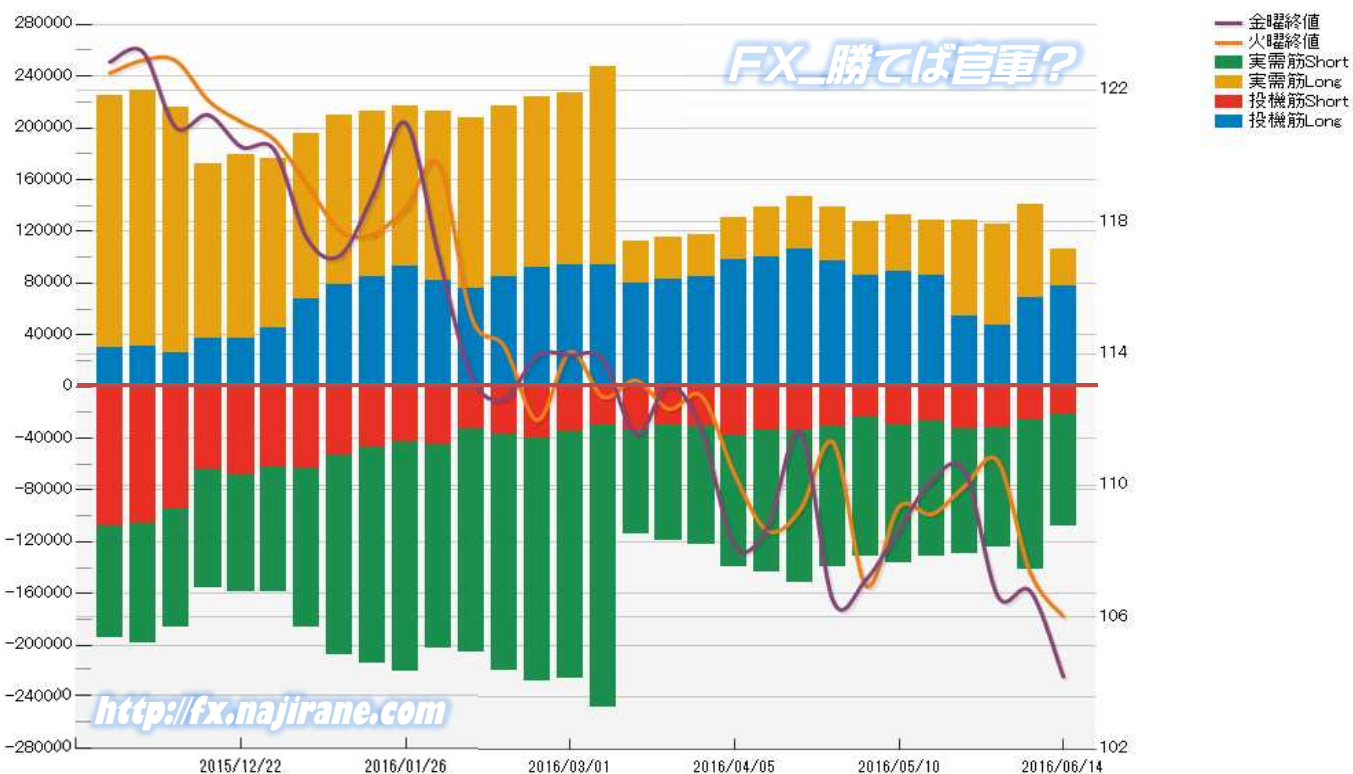


JAPANESE YEN - CHICAGO MERCANTILE EXCHANGE  
FUTURES ONLY POSITIONS

Code-097741  
2016/06/17 公表値

| Date       | 投機筋集計  |        |        |        | 実需筋集計  |        |         |        | 投機筋+実需筋合計 |        |        |        | ドル円終値  |        |
|------------|--------|--------|--------|--------|--------|--------|---------|--------|-----------|--------|--------|--------|--------|--------|
|            | 円買い    | 円売り    | 売り越し   | 売買計    | 円買い    | 円売り    | 売り越し    | 売買計    | 円買い       | 円売り    | 売り越し   | 売買計    | 火曜締め   | 金曜締め   |
| 2016/06/14 | 77703  | 22013  | -55690 | 99716  | 28678  | 86062  | 57384   | 114740 | 106381    | 108075 | 1694   | 214456 | 106.02 | 104.19 |
| 2016/06/07 | 68237  | 25384  | -42853 | 93621  | 72616  | 116477 | 43861   | 189093 | 140853    | 141861 | 1008   | 282714 | 107.33 | 106.78 |
| 2016/05/31 | 46964  | 32127  | -14837 | 79091  | 78749  | 92275  | 13526   | 171024 | 125713    | 124402 | -1311  | 250115 | 110.74 | 106.64 |
| 2016/05/24 | 54792  | 32733  | -22059 | 87525  | 73603  | 96638  | 23035   | 170241 | 128395    | 129371 | 976    | 257766 | 109.98 | 110.42 |
| 2016/05/17 | 86165  | 27246  | -58919 | 113411 | 41969  | 104408 | 62439   | 146377 | 128134    | 131654 | 3520   | 259788 | 109.13 | 110.16 |
| 2016/05/10 | 88897  | 29850  | -59047 | 118747 | 43309  | 106603 | 63294   | 149912 | 132206    | 136453 | 4247   | 268659 | 109.35 | 108.65 |
| 2016/05/03 | 85627  | 24106  | -61521 | 109733 | 41904  | 107399 | 65495   | 149303 | 127531    | 131505 | 3974   | 259036 | 106.95 | 107.14 |
| 2016/04/26 | 97470  | 30972  | -66498 | 128442 | 40734  | 108419 | 67685   | 149153 | 138204    | 139391 | 1187   | 277595 | 111.30 | 106.48 |
| 2016/04/19 | 105710 | 33840  | -71870 | 139550 | 41258  | 118087 | 76829   | 159345 | 146968    | 151927 | 4959   | 298895 | 109.27 | 111.62 |
| 2016/04/12 | 100120 | 33930  | -66190 | 134050 | 38652  | 109410 | 70758   | 148062 | 138772    | 143340 | 4568   | 282112 | 108.62 | 108.73 |
| 2016/04/05 | 98130  | 38057  | -60073 | 136187 | 32451  | 101508 | 69057   | 133959 | 130581    | 139565 | 8984   | 270146 | 110.34 | 108.17 |
| 2016/03/29 | 84870  | 30483  | -54387 | 115353 | 32118  | 92081  | 59963   | 124199 | 116988    | 122564 | 5576   | 239552 | 112.71 | 111.65 |
| 2016/03/22 | 82812  | 29466  | -53346 | 112278 | 32265  | 89776  | 57511   | 122041 | 115077    | 119242 | 4165   | 234319 | 112.32 | 113.06 |
| 2016/03/15 | 79426  | 33937  | -45489 | 113363 | 32762  | 79738  | 46976   | 112500 | 112188    | 113675 | 1487   | 225863 | 113.19 | 111.54 |
| 2016/03/08 | 93867  | 29534  | -64333 | 123401 | 153269 | 218579 | 65310   | 371848 | 247136    | 248113 | 977    | 495249 | 112.69 | 113.81 |
| 2016/03/01 | 94070  | 34445  | -59625 | 128515 | 132993 | 191615 | 58622   | 324608 | 227063    | 226060 | -1003  | 453123 | 114.05 | 113.96 |
| 2016/02/23 | 92376  | 39642  | -52734 | 132018 | 131150 | 188392 | 57242   | 319542 | 223526    | 228034 | 4508   | 451560 | 111.98 | 113.94 |
| 2016/02/16 | 84518  | 36617  | -47901 | 121135 | 131826 | 183285 | 51459   | 315111 | 216344    | 219902 | 3558   | 436246 | 114.22 | 112.63 |
| 2016/02/09 | 75811  | 32579  | -43232 | 108390 | 131862 | 172663 | 40801   | 304525 | 207673    | 205242 | -2431  | 412915 | 115.11 | 113.30 |
| 2016/02/02 | 82108  | 44863  | -37245 | 126971 | 130736 | 157826 | 27090   | 288562 | 212844    | 202689 | -10155 | 415533 | 119.75 | 116.97 |
| 2016/01/26 | 92628  | 42602  | -50026 | 135230 | 124038 | 178679 | 54641   | 302717 | 216666    | 221281 | 4615   | 437947 | 118.45 | 121.00 |
| 2016/01/19 | 84485  | 46832  | -37653 | 131317 | 128081 | 168498 | 40417   | 296579 | 212566    | 215330 | 2764   | 427896 | 117.62 | 118.81 |
| 2016/01/12 | 78385  | 53119  | -25266 | 131504 | 130859 | 154704 | 23845   | 285563 | 209244    | 207823 | -1421  | 417067 | 117.74 | 116.98 |
| 2016/01/05 | 67471  | 63368  | -4103  | 130839 | 127747 | 123204 | -4543   | 250951 | 195218    | 186572 | -8646  | 381790 | 119.12 | 117.49 |
| 2015/12/29 | 45008  | 62234  | 17226  | 107242 | 131111 | 96331  | -34780  | 227442 | 176119    | 158565 | -17554 | 334684 | 120.50 | 120.19 |
| 2015/12/22 | 37677  | 68044  | 30367  | 105721 | 141911 | 90973  | -50938  | 232884 | 179588    | 159017 | -20571 | 338605 | 121.04 | 120.28 |
| 2015/12/15 | 37301  | 63881  | 26580  | 101182 | 134622 | 92036  | -42586  | 226658 | 171923    | 155917 | -16006 | 327840 | 121.68 | 121.25 |
| 2015/12/08 | 26400  | 94450  | 68050  | 120850 | 189782 | 91225  | -98557  | 281007 | 216182    | 185675 | -30507 | 401857 | 122.90 | 120.87 |
| 2015/12/01 | 31228  | 106129 | 74901  | 137357 | 197457 | 92536  | -104921 | 289993 | 228685    | 198665 | -30020 | 427350 | 122.91 | 123.17 |
| 2015/11/24 | 30277  | 107613 | 77336  | 137890 | 194629 | 86696  | -107933 | 281325 | 224906    | 194309 | -30597 | 419215 | 122.52 | 122.86 |

JAPANESE YEN - CHICAGO MERCANTILE EXCHANGE  
FUTURES ONLY POSITIONS Code-097741

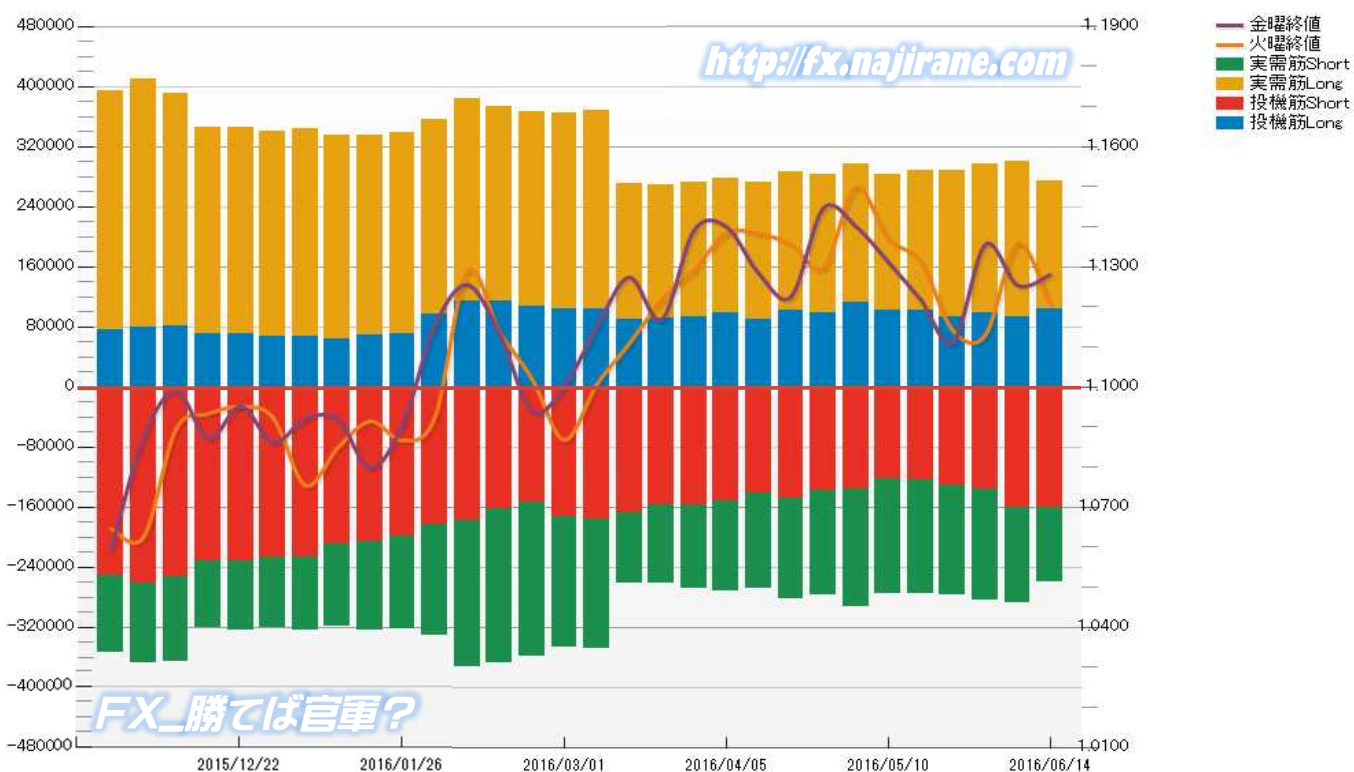


**EURO FX - CHICAGO MERCANTILE EXCHANGE  
FUTURES ONLY POSITIONS**

**Code-099741  
2016/06/17 公表値**

| Date       | 投机筋集計  |        |        |        | 実需筋集計  |        |         |        | 投机筋+実需筋合計 |        |        |        | ユーロドル終値 |        |
|------------|--------|--------|--------|--------|--------|--------|---------|--------|-----------|--------|--------|--------|---------|--------|
|            | EUR買い  | EUR売り  | 売り越し   | 売買計    | EUR買い  | EUR売り  | 売り越し    | 売買計    | EUR買い     | EUR売り  | 売り越し   | 売買計    | 火曜締め    | 金曜締め   |
| 2016/06/14 | 104510 | 160999 | 56489  | 265509 | 168953 | 98248  | -70705  | 267201 | 273463    | 259247 | -14216 | 532710 | 1.1207  | 1.1280 |
| 2016/06/07 | 93492  | 160604 | 67112  | 254096 | 207448 | 127910 | -79538  | 335358 | 300940    | 288514 | -12426 | 589454 | 1.1357  | 1.1253 |
| 2016/05/31 | 98218  | 135872 | 37654  | 234090 | 198726 | 148012 | -50714  | 346738 | 296944    | 283884 | -13060 | 580828 | 1.1130  | 1.1356 |
| 2016/05/24 | 93955  | 131850 | 37895  | 225805 | 193758 | 145257 | -48501  | 339015 | 287713    | 277107 | -10606 | 564820 | 1.1141  | 1.1111 |
| 2016/05/17 | 101723 | 124310 | 22587  | 226033 | 186065 | 151949 | -34116  | 338014 | 287788    | 276259 | -11529 | 564047 | 1.1313  | 1.1218 |
| 2016/05/10 | 101277 | 123149 | 21872  | 224426 | 181863 | 152379 | -29484  | 334242 | 283140    | 275528 | -7612  | 558668 | 1.1371  | 1.1312 |
| 2016/05/03 | 113034 | 136653 | 23619  | 249687 | 184524 | 156966 | -27558  | 341490 | 297558    | 293619 | -3939  | 591177 | 1.1497  | 1.1401 |
| 2016/04/26 | 99072  | 138739 | 39667  | 237811 | 182996 | 138270 | -44726  | 321266 | 282068    | 277009 | -5059  | 559077 | 1.1297  | 1.1446 |
| 2016/04/19 | 101211 | 148128 | 46917  | 249339 | 185459 | 133519 | -51940  | 318978 | 286670    | 281647 | -5023  | 568317 | 1.1356  | 1.1225 |
| 2016/04/12 | 89216  | 141267 | 52051  | 230483 | 182596 | 126793 | -55803  | 309389 | 271812    | 268060 | -3752  | 539872 | 1.1383  | 1.1284 |
| 2016/04/05 | 98014  | 151501 | 53487  | 249515 | 180268 | 120531 | -59737  | 300799 | 278282    | 272032 | -6250  | 550314 | 1.1384  | 1.1400 |
| 2016/03/29 | 93726  | 157537 | 63811  | 251263 | 178491 | 111140 | -67351  | 289631 | 272217    | 268677 | -3540  | 540894 | 1.1292  | 1.1391 |
| 2016/03/22 | 91334  | 157387 | 66053  | 248721 | 176950 | 103926 | -73024  | 280876 | 268284    | 261313 | -6971  | 529597 | 1.1217  | 1.1168 |
| 2016/03/15 | 90353  | 167908 | 77555  | 258261 | 180672 | 92859  | -87813  | 273531 | 271025    | 260767 | -10258 | 531792 | 1.1108  | 1.1274 |
| 2016/03/08 | 104165 | 176072 | 71907  | 280237 | 263377 | 173378 | -89999  | 436755 | 367542    | 349450 | -18092 | 716992 | 1.1006  | 1.1150 |
| 2016/03/01 | 103965 | 172506 | 68541  | 276471 | 260901 | 174403 | -86498  | 435304 | 364866    | 346909 | -17957 | 711775 | 1.0867  | 1.1002 |
| 2016/02/23 | 107566 | 154423 | 46857  | 261989 | 258954 | 205427 | -53527  | 464381 | 366520    | 359850 | -6670  | 726370 | 1.1020  | 1.0938 |
| 2016/02/16 | 113970 | 162175 | 48205  | 276145 | 258996 | 205232 | -53764  | 464228 | 372966    | 367407 | -5559  | 740373 | 1.1137  | 1.1132 |
| 2016/02/09 | 114607 | 177921 | 63314  | 292528 | 268586 | 194562 | -74024  | 463148 | 383193    | 372483 | -10710 | 755676 | 1.1288  | 1.1255 |
| 2016/02/02 | 96012  | 183085 | 87073  | 279097 | 259869 | 147872 | -111997 | 407741 | 355881    | 330957 | -24924 | 686838 | 1.0925  | 1.1153 |
| 2016/01/26 | 71446  | 198661 | 127215 | 270107 | 267012 | 124194 | -142818 | 391206 | 338458    | 322855 | -15603 | 661313 | 1.0866  | 1.0907 |
| 2016/01/19 | 69449  | 206464 | 137015 | 275913 | 265334 | 117867 | -147467 | 383201 | 334783    | 324331 | -10452 | 659114 | 1.0914  | 1.0798 |
| 2016/01/12 | 63162  | 209613 | 146451 | 272775 | 271543 | 109792 | -161751 | 381335 | 334705    | 319405 | -15300 | 654110 | 1.0848  | 1.0919 |
| 2016/01/05 | 66857  | 227500 | 160643 | 294357 | 276815 | 97443  | -179372 | 374258 | 343672    | 324943 | -18729 | 668615 | 1.0754  | 1.0921 |
| 2015/12/29 | 66973  | 227523 | 160550 | 294496 | 273701 | 93279  | -180422 | 366980 | 340674    | 320802 | -19872 | 661476 | 1.0923  | 1.0861 |
| 2015/12/22 | 70509  | 231556 | 161047 | 302065 | 275354 | 93283  | -182071 | 368637 | 345863    | 324839 | -21024 | 670702 | 1.0951  | 1.0952 |
| 2015/12/15 | 71295  | 231256 | 159961 | 302551 | 275052 | 89741  | -185311 | 364793 | 346347    | 320997 | -25350 | 667344 | 1.0933  | 1.0870 |
| 2015/12/08 | 80378  | 252709 | 172331 | 333087 | 309680 | 112572 | -197108 | 422252 | 390058    | 365281 | -24777 | 755339 | 1.0894  | 1.0990 |
| 2015/12/01 | 78782  | 261627 | 182845 | 340409 | 330854 | 106332 | -224522 | 437186 | 409636    | 367959 | -41677 | 777595 | 1.0625  | 1.0874 |
| 2015/11/24 | 76296  | 251780 | 175484 | 328076 | 318441 | 102519 | -215922 | 420960 | 394737    | 354299 | -40438 | 749036 | 1.0646  | 1.0593 |

**EURO FX - CHICAGO MERCANTILE EXCHANGE  
FUTURES ONLY POSITIONS Code-099741**



FX\_勝てば官軍?

# CME Daily Volume

シカゴ・マーカントイル取引所 取扱高日次データ

FX\_勝てば官軍?

<http://fx.najirane.com>

| EU Euro       | 取扱高   |       |        | 当日含む前5営業日計 |        |         | 参考レート  |        |
|---------------|-------|-------|--------|------------|--------|---------|--------|--------|
|               | CALL  | PUT   | FUTURE | CALL       | PUT    | FUTURE  | Open   | Close  |
| 2016/6/16 (木) | 21106 | 44783 | 252844 | 69995      | 144529 | 1128652 | 1.1263 | 1.1231 |
| 2016/6/15 (水) | 10602 | 22024 | 164827 | 57181      | 118576 | 1326736 | 1.1207 | 1.1263 |
| 2016/6/14 (火) | 13322 | 29612 | 176324 | 53971      | 112230 | 1527395 | 1.1288 | 1.1207 |
| 2016/6/13 (月) | 8110  | 19726 | 162171 | 44718      | 92612  | 1599630 | 1.1249 | 1.1288 |
| 2016/6/10 (金) | 16855 | 28384 | 372486 | 48757      | 89096  | 1684778 | 1.1317 | 1.1253 |
| 2016/6/9 (木)  | 8292  | 18830 | 450928 | 52289      | 82219  | 1609395 | 1.1398 | 1.1318 |
| 2016/6/8 (水)  | 7392  | 15678 | 365486 | 53171      | 76540  | 1334110 | 1.1358 | 1.1396 |
| 2016/6/7 (火)  | 4069  | 9994  | 248559 | 58456      | 70657  | 1162032 | 1.1359 | 1.1357 |
| 2016/6/6 (月)  | 12149 | 16210 | 247319 | 66174      | 76801  | 1132219 | 1.1366 | 1.1359 |
| 2016/6/3 (金)  | 20387 | 21507 | 297103 | 64831      | 75020  | 1025672 | 1.1154 | 1.1356 |

| AUS Dollar    | 取扱高  |      |        | 当日含む前5営業日計 |       |        | 参考レート  |        |
|---------------|------|------|--------|------------|-------|--------|--------|--------|
|               | CALL | PUT  | FUTURE | CALL       | PUT   | FUTURE | Open   | Close  |
| 2016/6/16 (木) | 3061 | 6234 | 144966 | 12386      | 19307 | 555349 | 0.7404 | 0.7370 |
| 2016/6/15 (水) | 2974 | 4733 | 104841 | 12767      | 17464 | 585466 | 0.7348 | 0.7404 |
| 2016/6/14 (火) | 1615 | 3162 | 96388  | 11495      | 15338 | 626912 | 0.7385 | 0.7347 |
| 2016/6/13 (月) | 2075 | 1862 | 87519  | 12188      | 14910 | 648085 | 0.7371 | 0.7385 |
| 2016/6/10 (金) | 2661 | 3316 | 121635 | 12279      | 16395 | 678292 | 0.7434 | 0.7377 |
| 2016/6/9 (木)  | 3442 | 4391 | 175083 | 16293      | 18105 | 715485 | 0.7483 | 0.7433 |
| 2016/6/8 (水)  | 1702 | 2607 | 146287 | 17078      | 17542 | 632393 | 0.7454 | 0.7484 |
| 2016/6/7 (火)  | 2308 | 2734 | 117561 | 16995      | 16440 | 608223 | 0.7365 | 0.7454 |
| 2016/6/6 (月)  | 2166 | 3347 | 117726 | 18446      | 16436 | 646071 | 0.7363 | 0.7365 |
| 2016/6/3 (金)  | 6675 | 5026 | 158828 | 18934      | 14990 | 618160 | 0.7225 | 0.7367 |

| CHE Franc     | 取扱高  |     |        | 当日含む前5営業日計 |     |        | 参考レート  |        |
|---------------|------|-----|--------|------------|-----|--------|--------|--------|
|               | CALL | PUT | FUTURE | CALL       | PUT | FUTURE | Open   | Close  |
| 2016/6/16 (木) | 204  | 85  | 40911  | 494        | 590 | 145252 | 1.0400 | 1.0363 |
| 2016/6/15 (水) | 2    | 170 | 23531  | 313        | 672 | 156713 | 1.0377 | 1.0399 |
| 2016/6/14 (火) | 75   | 12  | 22767  | 407        | 536 | 183238 | 1.0372 | 1.0377 |
| 2016/6/13 (月) | 148  | 89  | 22976  | 374        | 524 | 204309 | 1.0361 | 1.0372 |
| 2016/6/10 (金) | 65   | 234 | 35067  | 470        | 473 | 225480 | 1.0369 | 1.0370 |
| 2016/6/9 (木)  | 23   | 167 | 52372  | 503        | 383 | 232441 | 1.0427 | 1.0367 |
| 2016/6/8 (水)  | 96   | 34  | 50056  | 514        | 246 | 198027 | 1.0360 | 1.0425 |
| 2016/6/7 (火)  | 42   | 0   | 43838  | 426        | 213 | 170944 | 1.0303 | 1.0360 |
| 2016/6/6 (月)  | 244  | 38  | 44147  | 390        | 225 | 152637 | 1.0244 | 1.0303 |
| 2016/6/3 (金)  | 98   | 144 | 42028  | 242        | 297 | 124178 | 1.0094 | 1.0242 |

| JPN Yen       | 取扱高   |       |        | 当日含む前5営業日計 |       |         | 参考レート  |        |
|---------------|-------|-------|--------|------------|-------|---------|--------|--------|
|               | CALL  | PUT   | FUTURE | CALL       | PUT   | FUTURE  | Open   | Close  |
| 2016/6/16 (木) | 9452  | 8258  | 260525 | 37592      | 27136 | 851225  | 106.00 | 104.32 |
| 2016/6/15 (水) | 7835  | 6485  | 122675 | 35222      | 22224 | 818605  | 106.02 | 106.00 |
| 2016/6/14 (火) | 8565  | 5893  | 139520 | 32512      | 18254 | 917259  | 106.12 | 106.02 |
| 2016/6/13 (月) | 3490  | 3107  | 159746 | 27393      | 15624 | 942454  | 106.82 | 106.13 |
| 2016/6/10 (金) | 8250  | 3393  | 168759 | 26583      | 22916 | 979600  | 106.98 | 106.78 |
| 2016/6/9 (木)  | 7082  | 3346  | 227905 | 34696      | 28367 | 1069912 | 106.92 | 106.97 |
| 2016/6/8 (水)  | 5125  | 2515  | 221329 | 34772      | 31368 | 971681  | 107.33 | 106.89 |
| 2016/6/7 (火)  | 3446  | 3263  | 164715 | 37285      | 33617 | 924458  | 107.54 | 107.33 |
| 2016/6/6 (月)  | 2680  | 10399 | 196892 | 44210      | 34769 | 934414  | 106.51 | 107.54 |
| 2016/6/3 (金)  | 16363 | 8844  | 259071 | 45570      | 28328 | 826590  | 108.85 | 106.64 |

| CAN Dollar    | 取扱高  |      |        | 当日含む前5営業日計 |       |        | 参考レート  |        |
|---------------|------|------|--------|------------|-------|--------|--------|--------|
|               | CALL | PUT  | FUTURE | CALL       | PUT   | FUTURE | Open   | Close  |
| 2016/6/16 (木) | 2110 | 6312 | 82272  | 9811       | 17794 | 391451 | 0.7742 | 0.7716 |
| 2016/6/15 (水) | 3151 | 2918 | 62674  | 9481       | 14415 | 466072 | 0.7774 | 0.7741 |
| 2016/6/14 (火) | 1826 | 2330 | 56866  | 8291       | 13765 | 518784 | 0.7797 | 0.7773 |
| 2016/6/13 (月) | 806  | 1789 | 67867  | 8798       | 12978 | 554458 | 0.7826 | 0.7798 |
| 2016/6/10 (金) | 1918 | 4445 | 121772 | 9867       | 13313 | 567288 | 0.7860 | 0.7839 |
| 2016/6/9 (木)  | 1780 | 2933 | 156893 | 10292      | 10444 | 533783 | 0.7880 | 0.7860 |
| 2016/6/8 (水)  | 1961 | 2268 | 115386 | 10933      | 9125  | 437461 | 0.7840 | 0.7881 |
| 2016/6/7 (火)  | 2333 | 1543 | 92540  | 10342      | 7789  | 388705 | 0.7796 | 0.7840 |
| 2016/6/6 (月)  | 1875 | 2124 | 80697  | 10269      | 7774  | 390087 | 0.7727 | 0.7796 |
| 2016/6/3 (金)  | 2343 | 1576 | 88267  | 9521       | 6801  | 361791 | 0.7635 | 0.7727 |

| NZL Dollar    | 取扱高  |     |        | 当日含む前5営業日計 |     |        | 参考レート  |        |
|---------------|------|-----|--------|------------|-----|--------|--------|--------|
|               | CALL | PUT | FUTURE | CALL       | PUT | FUTURE | Open   | Close  |
| 2016/6/16 (木) | 0    | 0   | 18503  | 0          | 0   | 121126 | 0.7039 | 0.7054 |
| 2016/6/15 (水) | 0    | 0   | 22198  | 0          | 0   | 187783 | 0.6982 | 0.7039 |
| 2016/6/14 (火) | 0    | 0   | 17749  | 0          | 0   | 210212 | 0.7053 | 0.6980 |
| 2016/6/13 (月) | 0    | 0   | 35812  | 0          | 0   | 215035 | 0.7046 | 0.7053 |
| 2016/6/10 (金) | 0    | 0   | 93521  | 0          | 0   | 229743 | 0.7105 | 0.7062 |
| 2016/6/9 (木)  | 0    | 0   | 40932  | 0          | 0   | 231593 | 0.7088 | 0.7105 |
| 2016/6/8 (水)  | 0    | 0   | 27021  | 0          | 0   | 157358 | 0.6970 | 0.7087 |
| 2016/6/7 (火)  | 0    | 0   | 32457  | 0          | 0   | 146001 | 0.6915 | 0.6970 |
| 2016/6/6 (月)  | 0    | 0   | 37662  | 0          | 0   | 155526 | 0.6945 | 0.6915 |
| 2016/6/3 (金)  | 0    | 0   | 19286  | 0          | 0   | 143337 | 0.6808 | 0.6952 |

| MEX Peso      | 取扱高  |     |        | 当日含む前5営業日計 |     |        | 参考レート  |        |
|---------------|------|-----|--------|------------|-----|--------|--------|--------|
|               | CALL | PUT | FUTURE | CALL       | PUT | FUTURE | Open   | Close  |
| 2016/6/16 (木) | 20   | 0   | 47848  | 310        | 210 | 257402 | 5.2893 | 5.2834 |
| 2016/6/15 (水) | 5    | 11  | 37986  | 292        | 220 | 362673 | 5.3039 | 5.2925 |
| 2016/6/14 (火) | 20   | 8   | 42233  | 485        | 209 | 431016 | 5.2633 | 5.2763 |
| 2016/6/13 (月) | 131  | 189 | 42865  | 475        | 202 | 465560 | 5.3365 | 5.3086 |
| 2016/6/10 (金) | 134  | 2   | 86470  | 358        | 14  | 484171 | 5.4431 | 5.3687 |
| 2016/6/9 (木)  | 2    | 10  | 153119 | 269        | 60  | 459431 | 5.4886 | 5.4773 |
| 2016/6/8 (水)  | 198  | 0   | 106329 | 298        | 98  | 343428 | 5.4579 | 5.5279 |
| 2016/6/7 (火)  | 10   | 1   | 76777  | 100        | 113 | 285691 | 5.3762 | 5.4467 |
| 2016/6/6 (月)  | 14   | 1   | 61476  | 90         | 112 | 250995 | 5.3761 | 5.3608 |
| 2016/6/3 (金)  | 45   | 48  | 61730  | 101        | 111 | 224875 | 5.3516 | 5.3752 |

# 過去5日及び過去4週の4本値と各種ピボット

# 2016/06/13 ~ 2016/06/17

| USD/JPY                 |        |        |        |        |      |      |        |        |        | Demark              |        |        |          | Pivot           |        |            |          | Fibonacci Zone |                |                |                |                   |                   |                   |                   |                 |                 |                 |
|-------------------------|--------|--------|--------|--------|------|------|--------|--------|--------|---------------------|--------|--------|----------|-----------------|--------|------------|----------|----------------|----------------|----------------|----------------|-------------------|-------------------|-------------------|-------------------|-----------------|-----------------|-----------------|
| 当日のOHLCLから計算される翌日の      |        |        |        |        |      |      |        |        |        | TD Range Projection |        |        |          | TD pivot points |        |            |          |                |                |                |                |                   |                   |                   |                   |                 |                 |                 |
| 日足                      | Open   | High   | Low    | Close  | 値幅/日 | 引け形態 | 真の高値   | 真の安値   | 予想高値   | 予想安値                | 予想高値   | 予想安値   | StopLoss | Support         | Pivot  | Resistance | StopLoss | 3-days AVG     | Support Zone 2 | Support Zone 1 | BP             | Resistance Zone 1 | Resistance Zone 2 |                   |                   |                 |                 |                 |
|                         |        |        |        |        |      |      |        |        |        |                     |        |        | LBOp     | S2              | S1     | PP         | R1       | R2             | HBOP           |                |                |                   |                   |                   |                   |                 |                 |                 |
| 2016/06/13              | 106.82 | 106.84 | 105.74 | 106.13 | 110p | 陰線引け | -      | -      | -      | -                   | -      | -      | 104.53   | 105.14          | 105.63 | 106.24     | 106.73   | 107.34         | 107.83         |                |                |                   | 104.72 ~ 105.14   | 105.56 ~ 105.69   | 106.24            | 106.79 ~ 106.92 | 107.34 ~ 107.76 |                 |
| 2016/06/14              | 106.12 | 106.41 | 105.63 | 106.02 | 78p  | 陰線引け | 106.41 | 105.63 | 106.22 | 105.44              | 106.22 | 105.44 | 104.85   | 105.24          | 105.63 | 106.02     | 106.41   | 106.80         | 107.19         |                |                |                   | 104.94 ~ 105.24   | 105.54 ~ 105.63   | 106.02            | 106.41 ~ 106.50 | 106.80 ~ 107.10 |                 |
| 2016/06/15              | 106.02 | 106.39 | 105.50 | 106.00 | 88p  | 陰線引け | 106.39 | 105.50 | 106.20 | 105.31              | 106.20 | 105.31 | 104.66   | 105.08          | 105.54 | 105.97     | 106.43   | 106.85         | 107.31         | 106.07         | Bear           |                   |                   | 104.74 ~ 105.08   | 105.42 ~ 105.52   | 105.97          | 106.41 ~ 106.51 | 106.85 ~ 107.19 |
| 2016/06/16              | 106.00 | 106.00 | 103.55 | 104.32 | 245p | 陰線引け | 106.00 | 103.55 | 105.16 | 102.71              | 105.16 | 102.71 | 100.80   | 102.18          | 103.25 | 104.62     | 105.70   | 107.07         | 108.15         | 105.54         | Bear           |                   |                   | 101.24 ~ 102.18   | 103.11 ~ 103.40   | 104.62          | 105.85 ~ 106.14 | 107.07 ~ 108.01 |
| 2016/06/17              | 104.32 | 104.82 | 104.10 | 104.19 | 72p  | 陰線引け | 104.82 | 104.10 | 104.50 | 103.78              | 104.50 | 103.78 | 103.20   | 103.65          | 103.92 | 104.37     | 104.64   | 105.09         | 105.36         | 104.99         | Bear           |                   |                   | 103.38 ~ 103.65   | 103.93 ~ 104.01   | 104.37          | 104.73 ~ 104.82 | 105.09 ~ 105.37 |
| 週足                      | Open   | High   | Low    | Close  | 値幅/週 | 引け形態 | 真の高値   | 真の安値   | 予想高値   | 予想安値                | 予想高値   | 予想安値   | LBOp     | S2              | S1     | PP         | R1       | R2             | HBOP           | 3-days AVG     | Support Zone 2 | Support Zone 1    | BP                | Resistance Zone 1 | Resistance Zone 2 |                 |                 |                 |
| 2016/05/23 ~ 2016/05/27 | 110.14 | 110.45 | 109.11 | 110.42 | 134p | 陰線引け | -      | -      | -      | -                   | -      | -      | 108.20   | 108.66          | 109.54 | 109.99     | 110.88   | 111.33         | 112.21         |                |                |                   | 108.15 ~ 108.66   | 109.17 ~ 109.33   | 109.99            | 110.66 ~ 110.82 | 111.33 ~ 111.84 |                 |
| 2016/05/30 ~ 2016/06/03 | 110.41 | 111.44 | 106.56 | 106.64 | 489p | 陰線引け | 111.44 | 106.64 | 109.04 | 104.24              | 109.04 | 104.15 | 100.10   | 103.33          | 104.98 | 108.21     | 109.87   | 113.10         | 114.75         |                |                |                   | 101.46 ~ 103.33   | 105.19 ~ 105.77   | 108.21            | 110.66 ~ 111.23 | 113.10 ~ 114.96 |                 |
| 2016/06/06 ~ 2016/06/10 | 106.51 | 107.90 | 106.27 | 106.78 | 164p | 陰線引け | 107.90 | 106.27 | 108.16 | 106.52              | 108.16 | 106.52 | 104.42   | 105.34          | 106.06 | 106.98     | 107.70   | 108.62         | 109.34         | 108.40         | Bear           |                   |                   | 104.72 ~ 105.34   | 105.97 ~ 106.16   | 106.98          | 107.80 ~ 107.99 | 108.62 ~ 109.25 |
| 2016/06/13 ~ 2016/06/17 | 106.82 | 106.84 | 103.55 | 104.19 | 329p | 陰線引け | 106.84 | 103.55 | 105.51 | 102.23              | 105.51 | 102.23 | 99.59    | 101.57          | 102.88 | 104.86     | 106.17   | 108.15         | 109.46         | 106.68         | Bear           |                   |                   | 100.31 ~ 101.57   | 102.83 ~ 103.22   | 104.86          | 106.50 ~ 106.89 | 108.15 ~ 109.41 |

| EUR/JPY                 |        |        |        |        |      |      |        |        |        | Demark              |        |        |          | Pivot           |        |            |          | Fibonacci Zone |                |                |                |                   |                   |                   |                   |                 |                 |                 |
|-------------------------|--------|--------|--------|--------|------|------|--------|--------|--------|---------------------|--------|--------|----------|-----------------|--------|------------|----------|----------------|----------------|----------------|----------------|-------------------|-------------------|-------------------|-------------------|-----------------|-----------------|-----------------|
| 当日のOHLCLから計算される翌日の      |        |        |        |        |      |      |        |        |        | TD Range Projection |        |        |          | TD pivot points |        |            |          |                |                |                |                |                   |                   |                   |                   |                 |                 |                 |
| 日足                      | Open   | High   | Low    | Close  | 値幅/日 | 引け形態 | 真の高値   | 真の安値   | 予想高値   | 予想安値                | 予想高値   | 予想安値   | StopLoss | Support         | Pivot  | Resistance | StopLoss | 3-days AVG     | Support Zone 2 | Support Zone 1 | BP             | Resistance Zone 1 | Resistance Zone 2 |                   |                   |                 |                 |                 |
|                         |        |        |        |        |      |      |        |        |        |                     |        |        | LBOp     | S2              | S1     | PP         | R1       | R2             | HBOP           |                |                |                   |                   |                   |                   |                 |                 |                 |
| 2016/06/13              | 120.15 | 120.33 | 119.00 | 119.80 | 132p | 陰線引け | -      | -      | -      | -                   | -      | -      | 117.77   | 118.39          | 119.09 | 119.71     | 120.42   | 121.03         | 121.74         |                |                |                   | 117.88 ~ 118.39   | 118.89 ~ 119.05   | 119.71            | 120.37 ~ 120.53 | 121.03 ~ 121.54 |                 |
| 2016/06/14              | 119.79 | 120.12 | 118.52 | 118.81 | 160p | 陰線引け | 120.12 | 118.52 | 119.46 | 117.86              | 119.46 | 117.86 | 116.58   | 117.55          | 118.18 | 119.15     | 119.78   | 120.75         | 121.38         |                |                |                   | 116.94 ~ 117.55   | 118.16 ~ 118.35   | 119.15            | 119.95 ~ 120.14 | 120.75 ~ 121.36 |                 |
| 2016/06/15              | 118.81 | 119.49 | 118.72 | 119.39 | 76p  | 陰線引け | 119.49 | 118.72 | 119.82 | 119.06              | 119.82 | 119.06 | 118.15   | 118.44          | 118.91 | 119.20     | 119.67   | 119.96         | 120.44         | 119.35         | Bear           |                   |                   | 118.15 ~ 118.44   | 118.73 ~ 118.82   | 119.20          | 119.58 ~ 119.67 | 119.96 ~ 120.25 |
| 2016/06/16              | 119.39 | 119.39 | 115.51 | 117.16 | 388p | 陰線引け | 119.39 | 115.51 | 118.28 | 114.39              | 118.28 | 114.39 | 111.43   | 113.47          | 115.32 | 117.35     | 119.20   | 121.23         | 123.08         | 118.57         | Bear           |                   |                   | 111.99 ~ 113.47   | 114.95 ~ 115.41   | 117.35          | 119.29 ~ 119.75 | 121.23 ~ 122.72 |
| 2016/06/17              | 117.17 | 118.09 | 116.92 | 117.52 | 118p | 陰線引け | 118.09 | 116.92 | 118.40 | 117.22              | 118.40 | 117.22 | 115.75   | 116.33          | 116.93 | 117.51     | 118.10   | 118.69         | 119.28         | 118.02         | Bear           |                   |                   | 115.88 ~ 116.33   | 116.78 ~ 116.92   | 117.51          | 118.10 ~ 118.24 | 118.69 ~ 119.14 |
| 週足                      | Open   | High   | Low    | Close  | 値幅/週 | 引け形態 | 真の高値   | 真の安値   | 予想高値   | 予想安値                | 予想高値   | 予想安値   | LBOp     | S2              | S1     | PP         | R1       | R2             | HBOP           | 3-days AVG     | Support Zone 2 | Support Zone 1    | BP                | Resistance Zone 1 | Resistance Zone 2 |                 |                 |                 |
| 2016/05/23 ~ 2016/05/27 | 123.58 | 123.65 | 122.22 | 122.69 | 142p | 陰線引け | -      | -      | -      | -                   | -      | -      | 120.64   | 121.43          | 122.06 | 122.85     | 123.49   | 124.28         | 124.91         |                |                |                   | 120.89 ~ 121.43   | 121.97 ~ 122.14   | 122.85            | 123.57 ~ 123.73 | 124.28 ~ 124.82 |                 |
| 2016/05/30 ~ 2016/06/03 | 122.72 | 124.19 | 120.83 | 121.09 | 336p | 陰線引け | 124.19 | 121.09 | 122.64 | 119.55              | 122.64 | 119.28 | 116.53   | 118.68          | 119.89 | 122.04     | 123.25   | 125.40         | 126.60         |                |                |                   | 117.40 ~ 118.68   | 119.96 ~ 120.36   | 122.04            | 123.72 ~ 124.11 | 125.40 ~ 126.68 |                 |
| 2016/06/06 ~ 2016/06/10 | 121.06 | 122.70 | 119.92 | 120.16 | 278p | 陰線引け | 122.70 | 119.92 | 121.43 | 118.65              | 121.43 | 118.65 | 116.37   | 118.15          | 119.15 | 120.92     | 121.93   | 123.70         | 124.71         | 121.94         | Bear           |                   |                   | 117.09 ~ 118.15   | 119.21 ~ 119.53   | 120.92          | 122.31 ~ 122.64 | 123.70 ~ 124.76 |
| 2016/06/13 ~ 2016/06/17 | 120.15 | 120.33 | 115.51 | 117.52 | 482p | 陰線引け | 120.33 | 115.51 | 118.92 | 114.10              | 118.92 | 114.10 | 110.42   | 112.96          | 115.24 | 117.78     | 120.06   | 122.60         | 124.88         | 120.25         | Bear           |                   |                   | 111.12 ~ 112.96   | 114.80 ~ 115.37   | 117.78          | 120.19 ~ 120.76 | 122.60 ~ 124.44 |

| EUR/USD                 |        |        |        |        |      |      |        |        |        | Demark              |        |        |          | Pivot           |        |            |          | Fibonacci Zone |                |                |                |                   |                   |                   |                   |                 |                 |                 |
|-------------------------|--------|--------|--------|--------|------|------|--------|--------|--------|---------------------|--------|--------|----------|-----------------|--------|------------|----------|----------------|----------------|----------------|----------------|-------------------|-------------------|-------------------|-------------------|-----------------|-----------------|-----------------|
| 当日のOHLCLから計算される翌日の      |        |        |        |        |      |      |        |        |        | TD Range Projection |        |        |          | TD pivot points |        |            |          |                |                |                |                |                   |                   |                   |                   |                 |                 |                 |
| 日足                      | Open   | High   | Low    | Close  | 値幅/日 | 引け形態 | 真の高値   | 真の安値   | 予想高値   | 予想安値                | 予想高値   | 予想安値   | StopLoss | Support         | Pivot  | Resistance | StopLoss | 3-days AVG     | Support Zone 2 | Support Zone 1 | BP             | Resistance Zone 1 | Resistance Zone 2 |                   |                   |                 |                 |                 |
|                         |        |        |        |        |      |      |        |        |        |                     |        |        | LBOp     | S2              | S1     | PP         | R1       | R2             | HBOP           |                |                |                   |                   |                   |                   |                 |                 |                 |
| 2016/06/13              | 1.1249 | 1.1303 | 1.1232 | 1.1288 | 71p  | 陰線引け | -      | -      | -      | -                   | -      | -      | 1.1176   | 1.1204          | 1.1246 | 1.1275     | 1.1317   | 1.1345         | 1.1387         |                |                |                   | 1.1177 ~ 1.1204   | 1.1231 ~ 1.1239   | 1.1275            | 1.1310 ~ 1.1318 | 1.1345 ~ 1.1372 |                 |
| 2016/06/14              | 1.1288 | 1.1298 | 1.1189 | 1.1207 | 109p | 陰線引け | 1.1298 | 1.1189 | 1.1252 | 1.1144              | 1.1252 | 1.1144 | 1.1056   | 1.1122          | 1.1165 | 1.1231     | 1.1273   | 1.1340         | 1.1382         |                |                |                   | 1.1081 ~ 1.1122   | 1.1164 ~ 1.1177   | 1.1231            | 1.1286 ~ 1.1299 | 1.1340 ~ 1.1382 |                 |
| 2016/06/15              | 1.1207 | 1.1297 | 1.1190 | 1.1263 | 106p | 陰線引け | 1.1297 | 1.1190 | 1.1333 | 1.1226              | 1.1333 | 1.1226 | 1.1097   | 1.1143          | 1.1203 | 1.1250     | 1.1310   | 1.1356         | 1.1416         | 1.1252         | Bear           |                   |                   | 1.1103 ~ 1.1143   | 1.1184 ~ 1.1197   | 1.1250          | 1.1303 ~ 1.1316 | 1.1356 ~ 1.1397 |
| 2016/06/16              | 1.1263 | 1.1295 | 1.1131 | 1.1231 | 164p | 陰線引け | 1.1295 | 1.1131 | 1.1263 | 1.1099              | 1.1263 | 1.1099 | 1.0979   | 1.1055          | 1.1143 | 1.1219     | 1.1307   | 1.1383         | 1.1470         | 1.1233         | Bear           |                   |                   | 1.0993 ~ 1.1055   | 1.1118 ~ 1.1137   | 1.1219          | 1.1301 ~ 1.1320 | 1.1383 ~ 1.1445 |
| 2016/06/17              | 1.1231 | 1.1296 | 1.1223 | 1.1280 | 73p  | 陰線引け | 1.1296 | 1.1223 | 1.1325 | 1.1251              | 1.1325 | 1.1251 | 1.1163   | 1.1193          | 1.1236 | 1.1266     | 1.1310   | 1.1340         | 1.1383         | 1.1245         | Bull           |                   |                   | 1.1165 ~ 1.1193   | 1.1221 ~ 1.1230   | 1.1266          | 1.1303 ~ 1.1312 | 1.1340 ~ 1.1368 |
| 週足                      | Open   | High   | Low    | Close  | 値幅/週 | 引け形態 | 真の高値   | 真の安値   | 予想高値   | 予想安値                | 予想高値   | 予想安値   | LBOp     | S2              | S1     | PP         | R1       | R2             | HBOP           | 3-days AVG     | Support Zone 2 | Support Zone 1    | BP                | Resistance Zone 1 | Resistance Zone 2 |                 |                 |                 |
| 2016/05/23 ~ 2016/05/27 | 1.1220 | 1.1242 | 1.1111 | 1.1111 | 131p | 陰線引け | -      | -      | -      | -                   | -      | -      | 1.0937   | 1.1024          | 1.1068 | 1.1155     | 1.1198   | 1.1286         | 1.1329         |                |                |                   | 1.0974 ~ 1.1024   | 1.1074 ~ 1.1090   | 1.1155            | 1.1220 ~ 1.1236 | 1.1286 ~ 1.1335 |                 |
| 2016/05/30 ~ 2016/06/03 | 1.1115 | 1.1357 | 1.1098 | 1.1356 | 259p | 陰線引け | 1.1357 | 1.1111 | 1.1479 | 1.1233              | 1.1479 | 1.1233 | 1.0924   | 1.1011          | 1.1183 | 1.1270     | 1.1442   | 1.1529         | 1.1701         |                |                |                   | 1.0912 ~ 1.1011   | 1.1110 ~ 1.1141   | 1.1270            | 1.1400 ~ 1.1430 | 1.1529 ~ 1.1628 |                 |
| 2016/06/06 ~ 2016/06/10 | 1.1366 | 1.1416 | 1.1246 | 1.1253 | 170p | 陰線引け | 1.1416 | 1.1246 | 1.1334 | 1.1164              | 1.1334 | 1.1164 | 1.1024   | 1.1135          | 1.1194 | 1.1305     | 1.1364   | 1.1475         | 1.1534         | 1.1243         | Bull           |                   |                   | 1.1070 ~ 1.1135   | 1.1200 ~ 1.1220   | 1.1305          | 1.1390 ~ 1.1410 | 1.1475 ~ 1.1540 |
| 2016/06/13 ~ 2016/06/17 | 1.1249 | 1.1303 | 1.1131 | 1.1280 | 172p | 陰線引け | 1.1303 | 1.1131 | 1.1377 | 1.1205              | 1.1377 | 1.1205 | 1.1001   | 1.1066          | 1.1173 | 1.1238     | 1.1345   | 1.1410         | 1.1516         | 1.1271         | Bear           |                   |                   | 1.1001 ~ 1.1066   | 1.1132 ~ 1.1152   | 1.1238          | 1.1324 ~ 1.1344 | 1.1410 ~ 1.1475 |

| GBP/JPY            |      |      |     |       |      |      |      |      |      | Demark              |      |      |          | Pivot           |       |            |          | Fibonacci Zone |                |                |  |  |  |
|--------------------|------|------|-----|-------|------|------|------|------|------|---------------------|------|------|----------|-----------------|-------|------------|----------|----------------|----------------|----------------|--|--|--|
| 当日のOHLCLから計算される翌日の |      |      |     |       |      |      |      |      |      | TD Range Projection |      |      |          | TD pivot points |       |            |          |                |                |                |  |  |  |
| 日足                 | Open | High | Low | Close | 値幅/日 | 引け形態 | 真の高値 | 真の安値 | 予想高値 | 予想安値                | 予想高値 | 予想安値 | StopLoss | Support         | Pivot | Resistance | StopLoss | 3-days AVG     | Support Zone 2 | Support Zone 1 |  |  |  |

# IMM扱い8通貨/ダウ/日経/金/オイル/主要クロス円の過去5日及び過去5週の4本値

| AUDUSD 5   |        |        |        |        | CADUSD 5   |        |        |        |        | CHFUSD 5   |        |        |        |        |
|------------|--------|--------|--------|--------|------------|--------|--------|--------|--------|------------|--------|--------|--------|--------|
| Date       | Open   | High   | Low    | Close  | Date       | Open   | High   | Low    | Close  | Date       | Open   | High   | Low    | Close  |
| 2016/06/17 | 0.7370 | 0.7411 | 0.7364 | 0.7397 | 2016/06/17 | 0.7715 | 0.7794 | 0.7715 | 0.7764 | 2016/06/17 | 1.0363 | 1.0429 | 1.0353 | 1.0418 |
| 2016/06/16 | 0.7404 | 0.7438 | 0.7286 | 0.7370 | 2016/06/16 | 0.7742 | 0.7755 | 0.7642 | 0.7715 | 2016/06/16 | 1.0400 | 1.0447 | 1.0324 | 1.0363 |
| 2016/06/15 | 0.7348 | 0.7445 | 0.7334 | 0.7404 | 2016/06/15 | 0.7773 | 0.7796 | 0.7726 | 0.7741 | 2016/06/15 | 1.0377 | 1.0426 | 1.0348 | 1.0399 |
| 2016/06/14 | 0.7385 | 0.7405 | 0.7331 | 0.7347 | 2016/06/14 | 0.7797 | 0.7803 | 0.7768 | 0.7773 | 2016/06/14 | 1.0372 | 1.0394 | 1.0343 | 1.0377 |
| 2016/06/13 | 0.7371 | 0.7410 | 0.7359 | 0.7385 | 2016/06/13 | 0.7826 | 0.7843 | 0.7789 | 0.7797 | 2016/06/13 | 1.0361 | 1.0384 | 1.0332 | 1.0372 |

| CNYUSD 5   |        |        |        |        | EURUSD 5   |        |        |        |        | GBPUSD 5   |        |        |        |        |
|------------|--------|--------|--------|--------|------------|--------|--------|--------|--------|------------|--------|--------|--------|--------|
| Date       | Open   | High   | Low    | Close  | Date       | Open   | High   | Low    | Close  | Date       | Open   | High   | Low    | Close  |
| 2016/06/17 | 0.1517 | 0.1518 | 0.1514 | 0.1515 | 2016/06/17 | 1.1231 | 1.1296 | 1.1223 | 1.1280 | 2016/06/17 | 1.4212 | 1.4388 | 1.4204 | 1.4363 |
| 2016/06/16 | 0.1517 | 0.1518 | 0.1515 | 0.1515 | 2016/06/16 | 1.1263 | 1.1295 | 1.1131 | 1.1231 | 2016/06/16 | 1.4196 | 1.4254 | 1.4013 | 1.4210 |
| 2016/06/15 | 0.1512 | 0.1515 | 0.1512 | 0.1515 | 2016/06/15 | 1.1207 | 1.1297 | 1.1190 | 1.1263 | 2016/06/15 | 1.4109 | 1.4218 | 1.4107 | 1.4197 |
| 2016/06/14 | 0.1516 | 0.1516 | 0.1514 | 0.1515 | 2016/06/14 | 1.1288 | 1.1298 | 1.1189 | 1.1207 | 2016/06/14 | 1.4213 | 1.4220 | 1.4091 | 1.4109 |
| 2016/06/13 | 0.1515 | 0.1516 | 0.1514 | 0.1515 | 2016/06/13 | 1.1249 | 1.1303 | 1.1232 | 1.1288 | 2016/06/13 | 1.4241 | 1.4326 | 1.4116 | 1.4212 |

| JPYUSD 5   |        |        |        |        | MXNUSD 5   |        |        |        |        | NZDUSD 5   |        |        |        |        |
|------------|--------|--------|--------|--------|------------|--------|--------|--------|--------|------------|--------|--------|--------|--------|
| Date       | Open   | High   | Low    | Close  | Date       | Open   | High   | Low    | Close  | Date       | Open   | High   | Low    | Close  |
| 2016/06/17 | 0.9586 | 0.9606 | 0.9540 | 0.9598 | 2016/06/17 | 0.0529 | 0.0532 | 0.0529 | 0.0531 | 2016/06/17 | 0.7054 | 0.7072 | 0.7034 | 0.7066 |
| 2016/06/16 | 0.9434 | 0.9653 | 0.9434 | 0.9586 | 2016/06/16 | 0.0529 | 0.0530 | 0.0524 | 0.0528 | 2016/06/16 | 0.7039 | 0.7093 | 0.6969 | 0.7054 |
| 2016/06/15 | 0.9432 | 0.9478 | 0.9400 | 0.9434 | 2016/06/15 | 0.0530 | 0.0533 | 0.0528 | 0.0529 | 2016/06/15 | 0.6982 | 0.7070 | 0.6964 | 0.7039 |
| 2016/06/14 | 0.9423 | 0.9467 | 0.9397 | 0.9432 | 2016/06/14 | 0.0526 | 0.0529 | 0.0526 | 0.0528 | 2016/06/14 | 0.7053 | 0.7058 | 0.6978 | 0.6980 |
| 2016/06/13 | 0.9362 | 0.9457 | 0.9360 | 0.9422 | 2016/06/13 | 0.0534 | 0.0536 | 0.0531 | 0.0531 | 2016/06/13 | 0.7046 | 0.7082 | 0.7032 | 0.7053 |

| Nikkei 225 - Japonia (NIKKEI) 5 |          |          |          |          | 出来高      |                       |
|---------------------------------|----------|----------|----------|----------|----------|-----------------------|
| Date                            | Open     | High     | Low      | Close    | (ドル建て終値) | 出来高                   |
| 2016/06/17                      | 15631.79 | 15774.87 | 15582.94 | 15599.66 | 149.64   | 1671723008 2397388600 |
| 2016/06/16                      | 15871.22 | 15913.08 | 15395.98 | 15434.14 | 148.52   | 1542472064 2209241400 |
| 2016/06/15                      | 15799.07 | 15997.30 | 15752.01 | 15919.58 | 149.83   | 1367727744 1938422300 |
| 2016/06/14                      | 16001.19 | 16082.50 | 15762.09 | 15859.00 | 149.81   | 1316932864 1976036400 |
| 2016/06/13                      | 16319.11 | 16335.38 | 16019.18 | 16019.18 | 150.98   | 1261788416 1876319700 |
| 週4本値                            | 16319.11 | 16335.38 | 15395.98 | 15599.66 | 149.64   | (N225銘柄計) (東証一部全体計)   |

| XAUUSD 5   |         |         |         |         |        |
|------------|---------|---------|---------|---------|--------|
| Date       | Open    | High    | Low     | Close   | Volume |
| 2016/06/17 | 1279.32 | 1299.72 | 1277.31 | 1298.62 | 0      |
| 2016/06/16 | 1292.28 | 1315.67 | 1277.35 | 1278.52 | 0      |
| 2016/06/15 | 1285.42 | 1297.09 | 1278.77 | 1292.59 | 0      |
| 2016/06/14 | 1283.69 | 1290.04 | 1276.67 | 1285.93 | 0      |
| 2016/06/13 | 1275.98 | 1287.35 | 1272.83 | 1284.57 | 0      |
| 週4本値       | 1275.98 | 1315.67 | 1272.83 | 1298.62 |        |

| Dow Jones Industrial - USA (DJIA) 5 |          |          |          |          | 出来高       |
|-------------------------------------|----------|----------|----------|----------|-----------|
| Date                                | Open     | High     | Low      | Close    | 出来高       |
| 2016/06/17                          | 17733.44 | 17733.44 | 17602.78 | 17675.16 | 248683351 |
| 2016/06/16                          | 17602.23 | 17754.91 | 17471.29 | 17733.10 | 91949268  |
| 2016/06/15                          | 17703.65 | 17762.96 | 17629.01 | 17640.17 | 94128197  |
| 2016/06/14                          | 17710.77 | 17733.92 | 17595.79 | 17674.82 | 93741297  |
| 2016/06/13                          | 17830.50 | 17893.28 | 17731.35 | 17732.48 | 101687939 |
| 週4本値                                | 17830.50 | 17893.28 | 17471.29 | 17675.16 | 248683351 |

Historical Data by **Stooq**  
 Historical Data by **MarketNewsline** (ダウと日経)  
 Arrangement by **FX\_勝てば官軍?**

| Crude Light Oil 5 |       |       |       |       |        |  |
|-------------------|-------|-------|-------|-------|--------|--|
| Date              | Open  | High  | Low   | Close | Volume |  |
| 2016/06/17        | 45.99 | 48.29 | 45.88 | 48.26 | 0      |  |
| 2016/06/16        | 47.45 | 47.75 | 45.91 | 46.02 | 0      |  |
| 2016/06/15        | 47.90 | 48.71 | 47.29 | 47.48 | 0      |  |
| 2016/06/14        | 48.54 | 48.69 | 47.89 | 47.94 | 931251 |  |
| 2016/06/13        | 48.64 | 49.27 | 48.17 | 48.55 | 954809 |  |
| 週4本値              | 48.64 | 49.27 | 45.88 | 48.26 |        |  |

| USDJPY 5   |        |        |        |        | EURJPY 5   |        |        |        |        | GBPJPY 5   |        |        |        |        |
|------------|--------|--------|--------|--------|------------|--------|--------|--------|--------|------------|--------|--------|--------|--------|
| 日付         | 始値     | 高値     | 安値     | 終値     | 日付         | 始値     | 高値     | 安値     | 終値     | 日付         | 始値     | 高値     | 安値     | 終値     |
| 2016/06/17 | 104.32 | 104.82 | 104.10 | 104.19 | 2016/06/17 | 117.17 | 118.09 | 116.92 | 117.52 | 2016/06/17 | 148.26 | 149.93 | 148.20 | 149.65 |
| 2016/06/16 | 106.00 | 106.00 | 103.55 | 104.32 | 2016/06/16 | 119.39 | 119.39 | 115.51 | 117.16 | 2016/06/16 | 150.48 | 150.50 | 145.41 | 148.25 |
| 2016/06/15 | 106.02 | 106.39 | 105.50 | 106.00 | 2016/06/15 | 118.81 | 119.49 | 118.72 | 119.39 | 2016/06/15 | 149.58 | 151.18 | 149.55 | 150.49 |
| 2016/06/14 | 106.12 | 106.41 | 105.63 | 106.02 | 2016/06/14 | 119.79 | 120.12 | 118.52 | 118.81 | 2016/06/14 | 150.83 | 151.27 | 149.20 | 149.58 |
| 2016/06/13 | 106.82 | 106.84 | 105.74 | 106.13 | 2016/06/13 | 120.15 | 120.33 | 119.00 | 119.80 | 2016/06/13 | 152.11 | 152.38 | 149.48 | 150.83 |

| USDJPY Weekly 28 |        |        |        |        | EURJPY Weekly 28 |        |        |        |        | GBPJPY Weekly 28 |        |        |        |        |
|------------------|--------|--------|--------|--------|------------------|--------|--------|--------|--------|------------------|--------|--------|--------|--------|
| 日付               | 始値     | 高値     | 安値     | 終値     | 日付               | 始値     | 高値     | 安値     | 終値     | 日付               | 始値     | 高値     | 安値     | 終値     |
| 2016/06/17       | 106.82 | 106.84 | 103.55 | 104.19 | 2016/06/17       | 120.15 | 120.33 | 115.51 | 117.52 | 2016/06/17       | 152.11 | 152.38 | 145.41 | 149.65 |
| 2016/06/10       | 106.51 | 107.90 | 106.27 | 106.78 | 2016/06/10       | 121.06 | 122.70 | 119.92 | 120.16 | 2016/06/10       | 154.23 | 157.76 | 151.52 | 152.27 |
| 2016/06/03       | 110.41 | 111.44 | 106.56 | 106.64 | 2016/06/03       | 122.72 | 124.19 | 120.83 | 121.09 | 2016/06/03       | 161.30 | 163.90 | 154.74 | 154.82 |
| 2016/05/27       | 110.14 | 110.45 | 109.11 | 110.42 | 2016/05/27       | 123.58 | 123.65 | 122.22 | 122.69 | 2016/05/27       | 159.71 | 162.52 | 158.05 | 161.33 |
| 2016/05/20       | 108.67 | 110.59 | 108.47 | 110.16 | 2016/05/20       | 122.84 | 124.18 | 122.62 | 123.57 | 2016/05/20       | 155.98 | 161.63 | 155.68 | 159.61 |

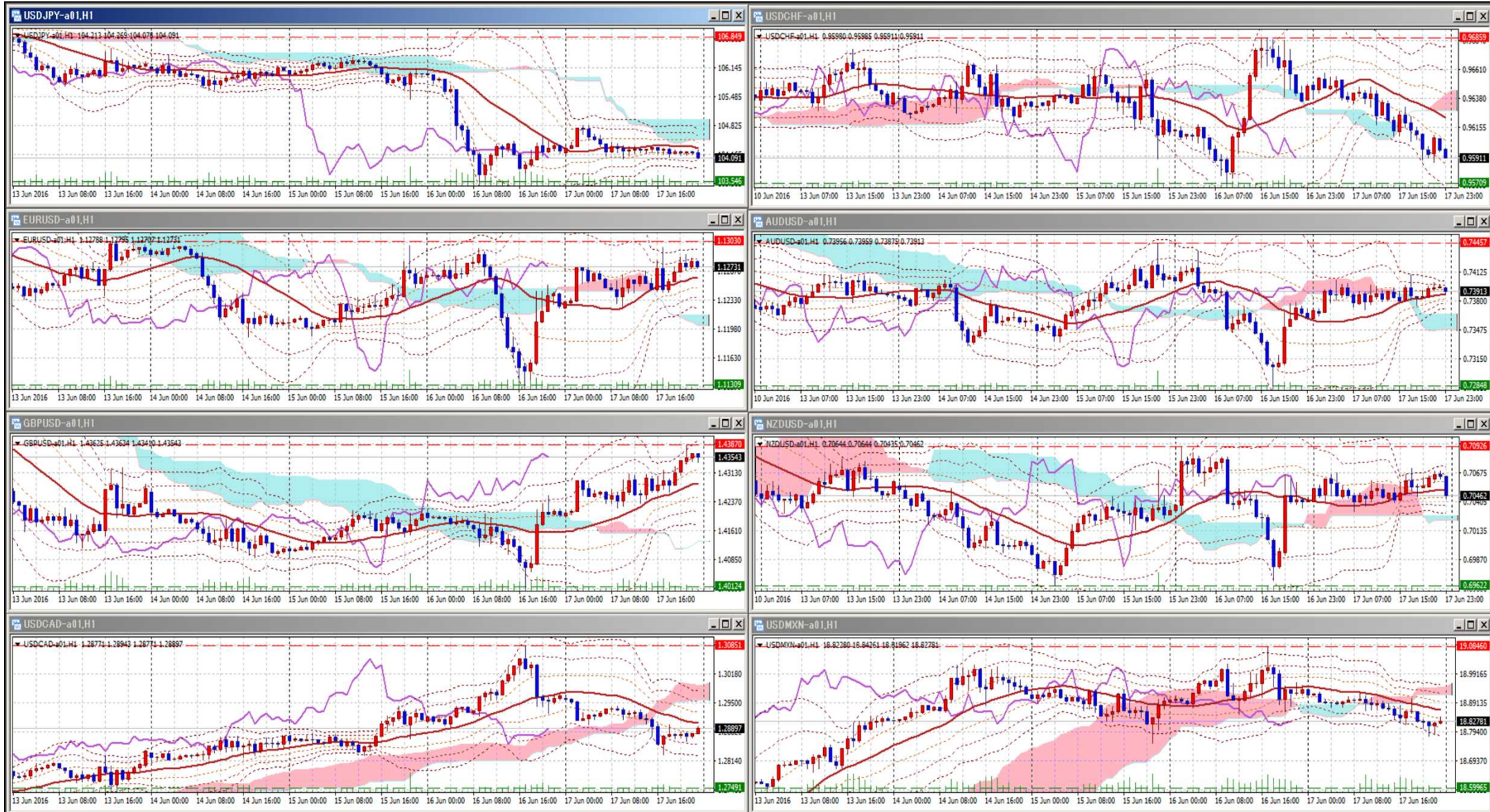


# 先週のIMM取り扱い対ドル8通貨チャート

※ 赤点線は週最高値/青天線は週最低値、BB中心線はSMA21

2016/06/13 ~ 2016/06/17

Chart by OANDA Japan MetaTrader4



Pivot Maker Ver 3.0 by FX\_勝てば官軍?

<http://fx.najirane.com>