

JAPANESE YEN - CHICAGO MERCANTILE EXCHANGE

Code-097741

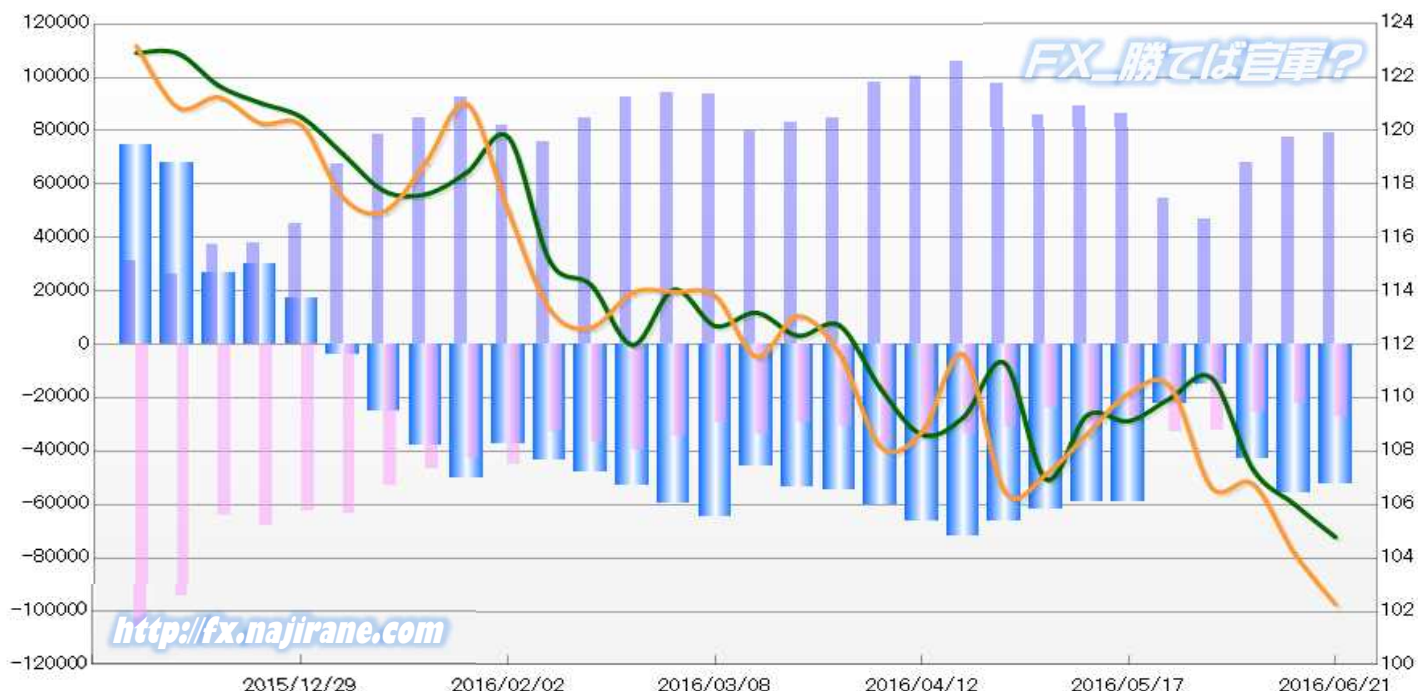
2015/12/29 ~ 2016/06/21

2016/06/24 NYクロース時公表値

Report_Date	Non Commercial Positions												火曜日 引け値	金曜日 引け値
	Long	増減	増減(%)	Short	増減	増減(%)	売り越し	増減	増減(%)	売買計	増減	増減(%)		
2016/06/21	79398	1695	2.2%	27102	5089	23.1%	-52296	-3394	-6.1%	106500	6784	6.8%	104.78	102.27
2016/06/14	77703	9466	13.9%	22013	-3371	-13.3%	-55690	12837	30.0%	99716	6095	6.5%	106.02	104.19
2016/06/07	68237	21273	45.3%	25384	-6743	-21.0%	-42853	28016	188.8%	93621	14530	18.4%	107.33	106.78
2016/05/31	46964	-7828	-14.3%	32127	-606	-1.9%	-14837	-7222	-32.7%	79091	-8434	-9.6%	110.74	106.64
2016/05/24	54792	-31373	-36.4%	32733	5487	20.1%	-22059	-36860	-62.6%	87525	-25886	-22.8%	109.98	110.42
2016/05/17	86165	-2732	-3.1%	27246	-2604	-8.7%	-58919	-128	-0.2%	113411	-5336	-4.5%	109.13	110.16
2016/05/10	88897	3270	3.8%	29850	5744	23.8%	-59047	-2474	-4.0%	118747	9014	8.2%	109.35	108.65
2016/05/03	85627	-11843	-12.2%	24106	-6866	-22.2%	-61521	-4977	-7.5%	109733	-18709	-14.6%	106.95	107.14
2016/04/26	97470	-8240	-7.8%	30972	-2868	-8.5%	-66498	-5372	-7.5%	128442	-11108	-8.0%	111.30	106.48
2016/04/19	105710	5590	5.6%	33840	-90	-0.3%	-71870	5680	8.6%	139550	5500	4.1%	109.27	111.62
2016/04/12	100120	1990	2.0%	33930	-4127	-10.8%	-66190	6117	10.2%	134050	-2137	-1.6%	108.62	108.73
2016/04/05	98130	13260	15.6%	38057	7574	24.8%	-60073	5686	10.5%	136187	20834	18.1%	110.34	108.17
2016/03/29	84870	2058	2.5%	30483	1017	3.5%	-54387	1041	2.0%	115353	3075	2.7%	112.71	111.65
2016/03/22	82812	3386	4.3%	29466	-4471	-13.2%	-53346	7857	17.3%	112278	-1085	-1.0%	112.32	113.06
2016/03/15	79426	-14441	-15.4%	33937	4403	14.9%	-45489	-18844	-29.3%	113363	-10038	-8.1%	113.19	111.54
2016/03/08	93867	-203	-0.2%	29534	-4911	-14.3%	-64333	4708	7.9%	123401	-5114	-4.0%	112.69	113.81
2016/03/01	94070	1694	1.8%	34445	-5197	-13.1%	-59625	6891	13.1%	128515	-3503	-2.7%	114.05	113.96
2016/02/23	92376	7858	9.3%	39642	3025	8.3%	-52734	4833	10.1%	132018	10883	9.0%	111.98	113.94
2016/02/16	84518	8707	11.5%	36617	4038	12.4%	-47901	4669	10.8%	121135	12745	11.8%	114.22	112.63
2016/02/09	75811	-6297	-7.7%	32579	-12284	-27.4%	-43232	5987	16.1%	108390	-18581	-14.6%	115.11	113.30
2016/02/02	82108	-10520	-11.4%	44863	2261	5.3%	-37245	-12781	-25.5%	126971	-8259	-6.1%	119.75	116.97
2016/01/26	92628	8143	9.6%	42602	-4230	-9.0%	-50026	12373	32.9%	135230	3913	3.0%	118.45	121.00
2016/01/19	84485	6100	7.8%	46832	-6287	-11.8%	-37653	12387	49.0%	131317	-187	-0.1%	117.62	118.81
2016/01/12	78385	10914	16.2%	53119	-10249	-16.2%	-25266	21163	515.8%	131504	665	0.5%	117.74	116.98
2016/01/05	67471	22463	49.9%	63368	1134	1.8%	-4103	-21329	-123.8%	130839	23597	22.0%	119.12	117.49
2015/12/29	45008			62234			17226			107242			120.50	120.19

JAPANESE YEN - CHICAGO MERCANTILE EXCHANGE
FUTURES ONLY POSITIONS

— 金曜終値 — 火曜終値 — Short枚数 — Long枚数 — 売り越し枚数(マイナスの場合は買越しと読替え)



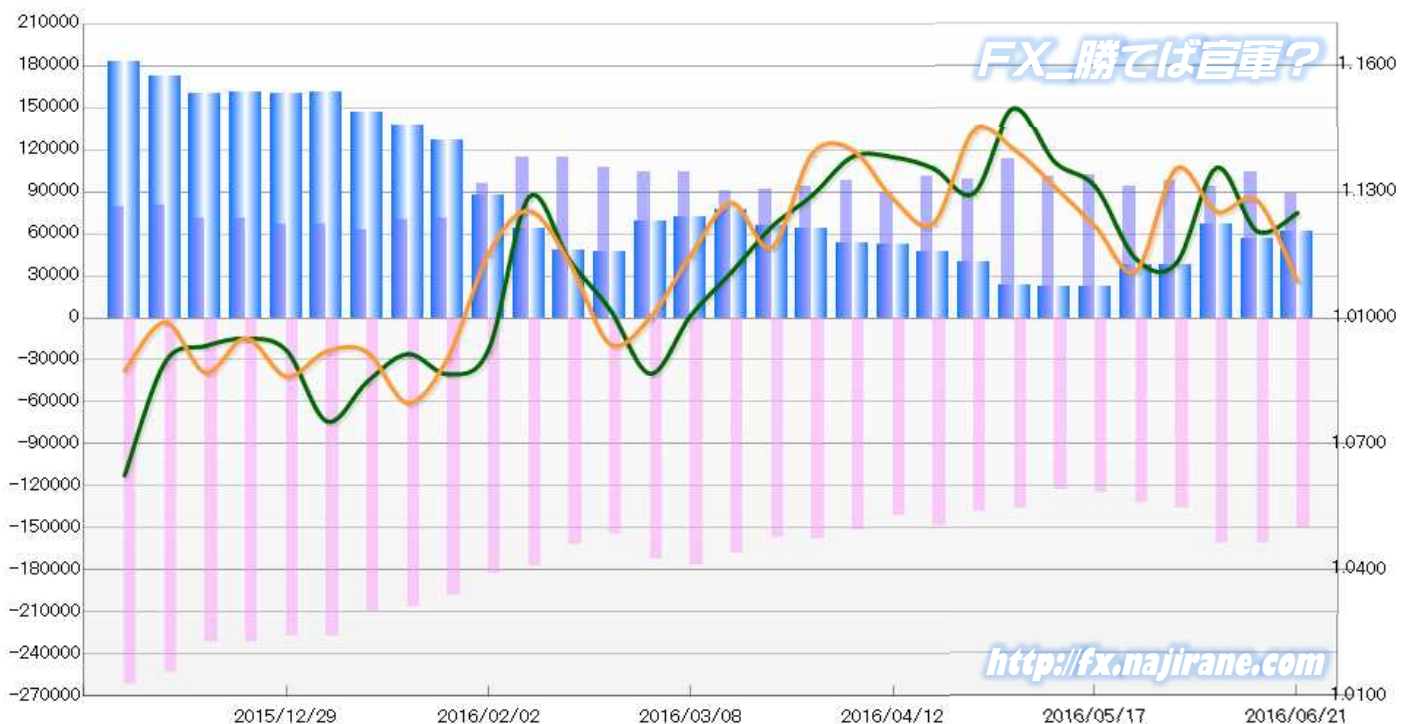
EURO FX - CHICAGO MERCANTILE EXCHANGE
2015/12/29 ~ 2016/06/21

Code-099741
2016/06/24 NYクローズ時公表値

Report_Date	Non Commercial Positions												火曜日 引け値	金曜日 引け値
	Long	増減		Short	増減		売り越し	増減		売買計	増減			
2016/06/21	88639	-15871	-15.2%	149985	-11014	-6.8%	61346	4857	8.6%	238624	-26885	-10.1%	1.1250	1.1087
2016/06/14	104510	11018	11.8%	160999	395	0.2%	56489	-10623	-15.8%	265509	11413	4.5%	1.1207	1.1280
2016/06/07	93492	-4726	-4.8%	160604	24732	18.2%	67112	29458	78.2%	254096	20006	8.5%	1.1357	1.1253
2016/05/31	98218	4263	4.5%	135872	4022	3.1%	37654	-241	-0.6%	234090	8285	3.7%	1.1130	1.1356
2016/05/24	93955	-7768	-7.6%	131850	7540	6.1%	37895	15308	67.8%	225805	-228	-0.1%	1.1141	1.1111
2016/05/17	101723	446	0.4%	124310	1161	0.9%	22587	715	3.3%	226033	1607	0.7%	1.1313	1.1218
2016/05/10	101277	-11757	-10.4%	123149	-13504	-9.9%	21872	-1747	-7.4%	224426	-25261	-10.1%	1.1371	1.1312
2016/05/03	113034	13962	14.1%	136653	-2086	-1.5%	23619	-16048	-40.5%	249687	11876	5.0%	1.1497	1.1401
2016/04/26	99072	-2139	-2.1%	138739	-9389	-6.3%	39667	-7250	-15.5%	237811	-11528	-4.6%	1.1297	1.1446
2016/04/19	101211	11995	13.4%	148128	6861	4.9%	46917	-5134	-9.9%	249339	18856	8.2%	1.1356	1.1225
2016/04/12	89216	-8798	-9.0%	141267	-10234	-6.8%	52051	-1436	-2.7%	230483	-19032	-7.6%	1.1383	1.1284
2016/04/05	98014	4288	4.6%	151501	-6036	-3.8%	53487	-10324	-16.2%	249515	-1748	-0.7%	1.1384	1.1400
2016/03/29	93726	2392	2.6%	157537	150	0.1%	63811	-2242	-3.4%	251263	2542	1.0%	1.1292	1.1391
2016/03/22	91334	981	1.1%	157387	-10521	-6.3%	66053	-11502	-14.8%	248721	-9540	-3.7%	1.1217	1.1168
2016/03/15	90353	-13812	-13.3%	167908	-8164	-4.6%	77555	5648	7.9%	258261	-21976	-7.8%	1.1108	1.1274
2016/03/08	104165	200	0.2%	176072	3566	2.1%	71907	3366	4.9%	280237	3766	1.4%	1.1006	1.1150
2016/03/01	103965	-3601	-3.3%	172506	18083	11.7%	68541	21684	46.3%	276471	14482	5.5%	1.0867	1.1002
2016/02/23	107566	-6404	-5.6%	154423	-7752	-4.8%	46857	-1348	-2.8%	261989	-14156	-5.1%	1.1020	1.0938
2016/02/16	113970	-637	-0.6%	162175	-15746	-8.8%	48205	-15109	-23.9%	276145	-16383	-5.6%	1.1137	1.1132
2016/02/09	114607	18595	19.4%	177921	-5164	-2.8%	63314	-23759	-27.3%	292528	13431	4.8%	1.1288	1.1255
2016/02/02	96012	24566	34.4%	183085	-15576	-7.8%	87073	-40142	-31.6%	279097	8990	3.3%	1.0925	1.1153
2016/01/26	71446	1997	2.9%	198661	-7803	-3.8%	127215	-9800	-7.2%	270107	-5806	-2.1%	1.0866	1.0907
2016/01/19	69449	6287	10.0%	206464	-3149	-1.5%	137015	-9436	-6.4%	275913	3138	1.2%	1.0914	1.0798
2016/01/12	63162	-3695	-5.5%	209613	-17887	-7.9%	146451	-14192	-8.8%	272775	-21582	-7.3%	1.0848	1.0919
2016/01/05	66857	-116	-0.2%	227500	-23	0.0%	160643	93	0.1%	294357	-139	0.0%	1.0754	1.0921
2015/12/29	66973			227523			160550			294496			1.0923	1.0861

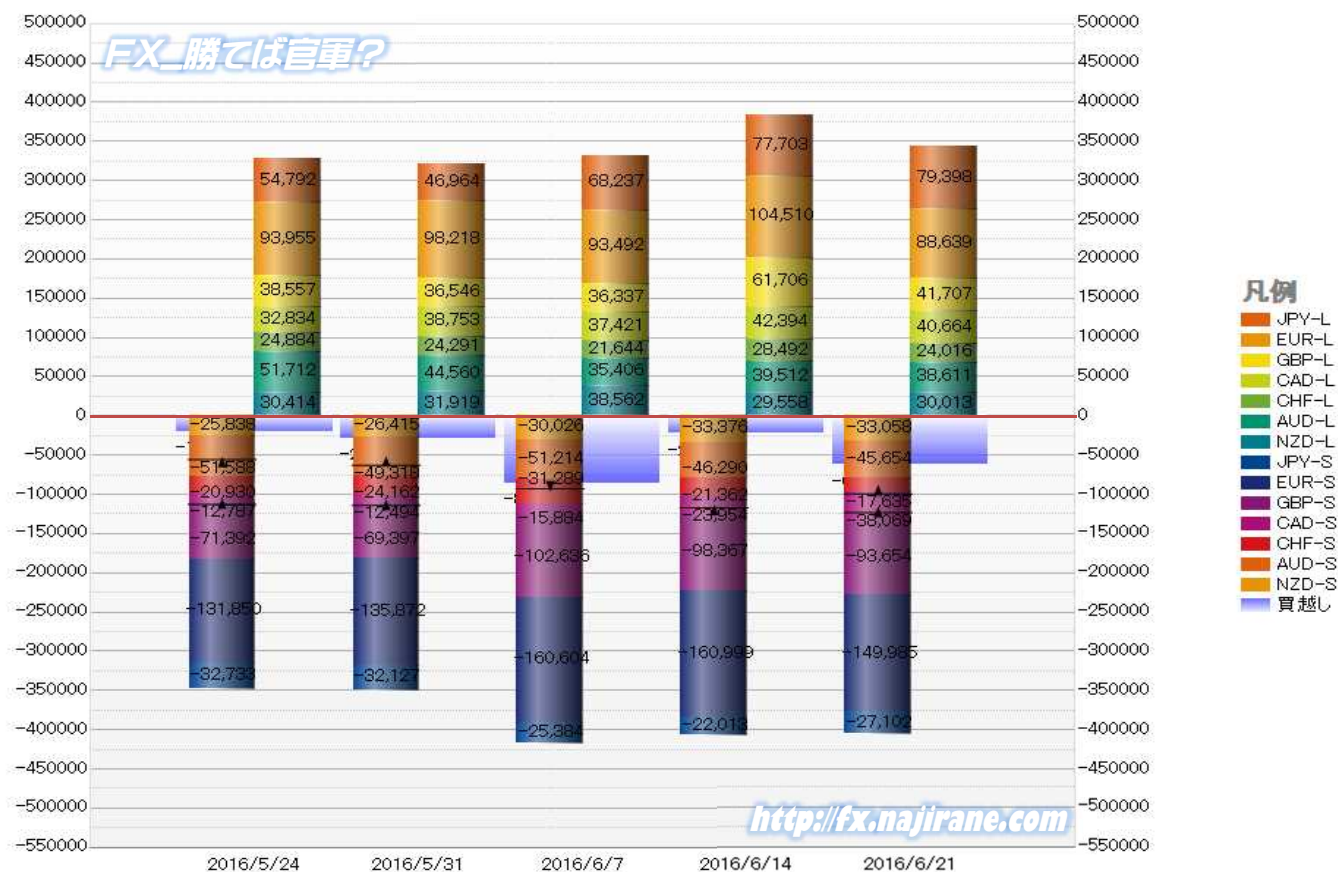
EURO FX - CHICAGO MERCANTILE EXCHANGE
FUTURES ONLY POSITIONS

— 金曜締め週終値 — 火曜締め週終値 — Short枚数 — Long枚数 — 売り越し枚数(マイナスの場合は買越しと読替え)



	2016/05/24			2016/05/31			2016/06/07			2016/06/14			2016/06/21		
	Long	Short	売り越し	Long	Short	売り越し	Long	Short	売り越し	Long	Short	売り越し	Long	Short	売り越し
JPY	54792	32733	-22059	46964	32127	-14837	68237	25384	-42853	77703	22013	-55690	79398	27102	-52296
	前週比 枚数増減 (枚)			-7828	-606	-7222	21273	-6743	28016	9466	-3371	12837	1695	5089	-3394
	前週比 枚数増減 (%)			-14.29%	-1.85%	-32.74%	45.30%	-20.99%	188.83%	13.87%	-13.28%	29.96%	2.18%	23.12%	-6.09%
EUR	93955	131850	37895	98218	135872	37654	93492	160604	67112	104510	160999	56489	88639	149985	61346
	前週比 枚数増減 (枚)			4263	4022	-241	-4726	24732	29458	11018	395	-10623	-15871	-11014	4857
	前週比 枚数増減 (%)			4.54%	3.05%	-0.64%	-4.81%	18.20%	78.23%	11.78%	0.25%	-15.83%	-15.19%	-6.84%	8.60%
GBP	38557	71392	32835	36546	69397	32851	36337	102636	66299	61706	98367	36661	41707	93654	51947
	前週比 枚数増減 (枚)			-2011	-1995	16	-209	33239	33448	25369	-4269	-29638	-19999	-4713	15286
	前週比 枚数増減 (%)			-5.22%	-2.79%	0.05%	-0.57%	47.90%	101.82%	69.82%	-4.16%	-44.70%	-32.41%	-4.79%	41.70%
AUD	51712	51588	-124	44560	49318	4758	35406	51214	15808	39512	46290	6778	38611	45654	7043
	前週比 枚数増減 (枚)			-7152	-2270	4634	-9154	1896	11050	4106	-4924	-9030	-901	-636	265
	前週比 枚数増減 (%)			-13.83%	-4.40%	-3937.10%	-20.54%	3.84%	232.24%	11.60%	-9.61%	-57.12%	-2.28%	-1.37%	3.91%
CAD	32834	12787	-20047	38753	12494	-26259	37421	15884	-21537	42394	23954	-18440	40664	38069	-2595
	前週比 枚数増減 (枚)			5919	-293	6212	-1332	3390	-4722	4973	8070	-3097	-1730	14115	-15845
	前週比 枚数増減 (%)			18.03%	-2.29%	30.99%	-3.44%	27.13%	-17.98%	13.29%	50.81%	-14.38%	-4.08%	58.93%	-85.93%
CHF	24884	20930	-3954	24291	24162	-129	21644	31289	9645	28492	21362	-7130	24016	17635	-6381
	前週比 枚数増減 (枚)			-593	3232	-3825	-2647	7127	9516	6848	-9927	-2515	-4476	-3727	-749
	前週比 枚数増減 (%)			-2.38%	15.44%	-96.74%	-10.90%	29.50%	-7576.74%	31.64%	-31.73%	-173.92%	-15.71%	-17.45%	-10.50%
NZD	30414	25838	-4576	31919	26415	-5504	38562	30026	-8536	29558	33376	3818	30013	33058	3045
	前週比 枚数増減 (枚)			1505	577	928	6643	3611	3032	-9004	3350	-4718	455	-318	-773
	前週比 枚数増減 (%)			4.95%	2.23%	20.28%	20.81%	13.67%	55.09%	-23.35%	11.16%	-144.73%	1.54%	-0.95%	-20.25%
MXN	27017	74477	47460	20193	75808	55615	22389	81698	59309	16894	82513	65619	13509	82389	68880
	前週比 枚数増減 (枚)			-6824	1331	8155	2196	5890	3694	-5495	815	6310	-3385	-124	3261
	前週比 枚数増減 (%)			-25.26%	1.79%	17.18%	10.88%	7.77%	6.64%	-24.54%	1.00%	10.64%	-20.04%	-0.15%	4.97%
Total All 8	354165	421595	67430	341444	425593	84149	353488	498735	145247	400769	488874	88105	356557	487546	130989
	前週比 枚数増減 (枚)			-12721	3998	16719	12044	73142	61098	47281	-9861	-57142	-44212	-1328	42884
	前週比 枚数増減 (%)			-3.59%	0.95%	24.79%	3.53%	17.19%	72.61%	13.38%	-1.98%	-39.34%	-11.03%	-0.27%	48.67%
Total 7 (MXN除)	327148	347118	19970	321251	349785	28534	331099	417037	85938	383875	406361	22486	343048	405157	62109
	前週比 枚数増減 (枚)			-5897	2667	8564	9848	67252	57404	52776	-10676	-63452	-40827	-1204	39623
	前週比 枚数増減 (%)			-1.8%	0.8%	42.9%	3.1%	19.2%	201.2%	15.9%	-2.6%	-73.8%	-10.6%	-0.3%	176.2%

直近5週 CFTC IMM主要7通貨の構成

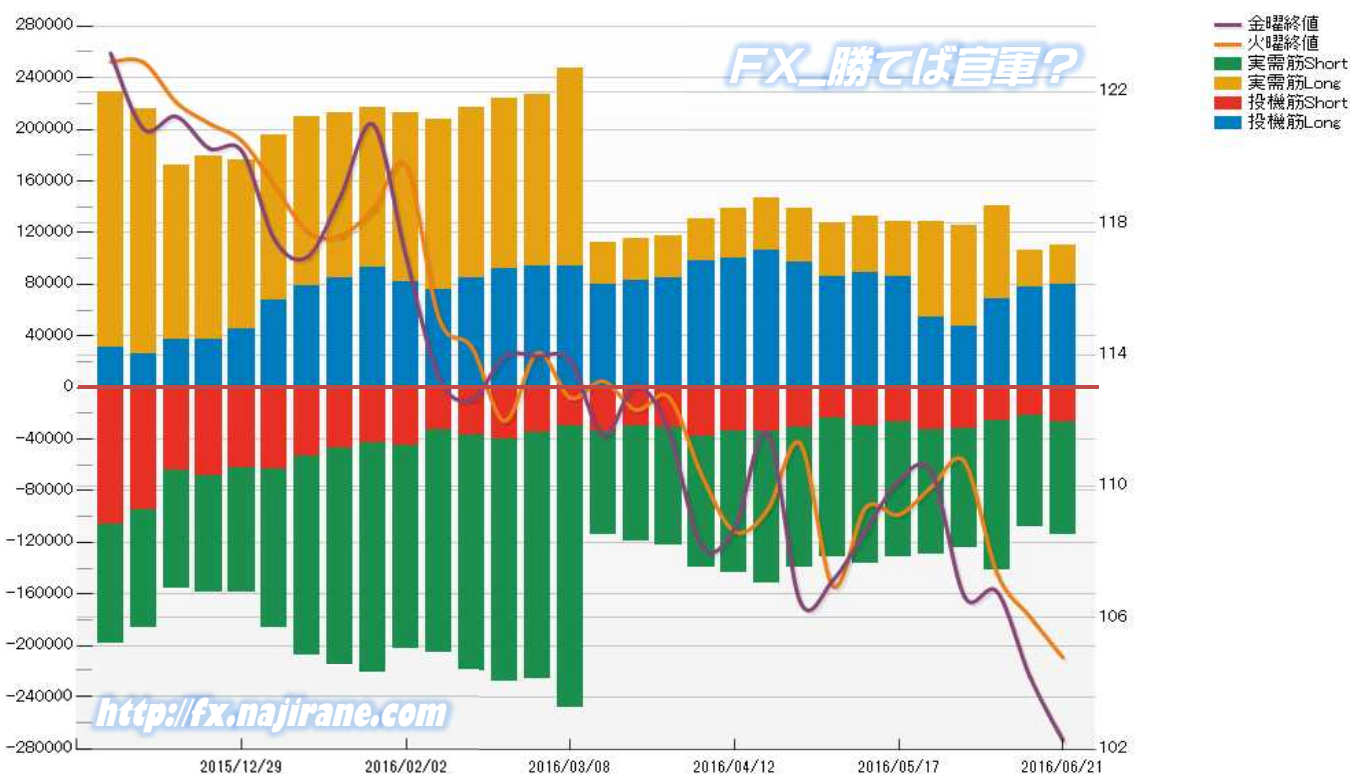


JAPANESE YEN - CHICAGO MERCANTILE EXCHANGE
FUTURES ONLY POSITIONS

Code-097741
2016/06/24 公表値

Date	投机筋集計				実需筋集計				投机筋+実需筋合計				ドル円終値	
	円買い	円売り	売り越し	売買計	円買い	円売り	売り越し	売買計	円買い	円売り	売り越し	売買計	火曜締め	金曜締め
2016/06/21	79398	27102	-52296	106500	30450	86992	56542	117442	109848	114094	4246	223942	104.78	102.27
2016/06/14	77703	22013	-55690	99716	28678	86062	57384	114740	106381	108075	1694	214456	106.02	104.19
2016/06/07	68237	25384	-42853	93621	72616	116477	43861	189093	140853	141861	1008	282714	107.33	106.78
2016/05/31	46964	32127	-14837	79091	78749	92275	13526	171024	125713	124402	-1311	250115	110.74	106.64
2016/05/24	54792	32733	-22059	87525	73603	96638	23035	170241	128395	129371	976	257766	109.98	110.42
2016/05/17	86165	27246	-58919	113411	41969	104408	62439	146377	128134	131654	3520	259788	109.13	110.16
2016/05/10	88897	29850	-59047	118747	43309	106603	63294	149912	132206	136453	4247	268659	109.35	108.65
2016/05/03	85627	24106	-61521	109733	41904	107399	65495	149303	127531	131505	3974	259036	106.95	107.14
2016/04/26	97470	30972	-66498	128442	40734	108419	67685	149153	138204	139391	1187	277595	111.30	106.48
2016/04/19	105710	33840	-71870	139550	41258	118087	76829	159345	146968	151927	4959	298895	109.27	111.62
2016/04/12	100120	33930	-66190	134050	38652	109410	70758	148062	138772	143340	4568	282112	108.62	108.73
2016/04/05	98130	38057	-60073	136187	32451	101508	69057	133959	130581	139565	8984	270146	110.34	108.17
2016/03/29	84870	30483	-54387	115353	32118	92081	59963	124199	116988	122564	5576	239552	112.71	111.65
2016/03/22	82812	29466	-53346	112278	32265	89776	57511	122041	115077	119242	4165	234319	112.32	113.06
2016/03/15	79426	33937	-45489	113363	32762	79738	46976	112500	112188	113675	1487	225863	113.19	111.54
2016/03/08	93867	29534	-64333	123401	153269	218579	65310	371848	247136	248113	977	495249	112.69	113.81
2016/03/01	94070	34445	-59625	128515	132993	191615	58622	324608	227063	226060	-1003	453123	114.05	113.96
2016/02/23	92376	39642	-52734	132018	131150	188392	57242	319542	223526	228034	4508	451560	111.98	113.94
2016/02/16	84518	36617	-47901	121135	131826	183285	51459	315111	216344	219902	3558	436246	114.22	112.63
2016/02/09	75811	32579	-43232	108390	131862	172663	40801	304525	207673	205242	-2431	412915	115.11	113.30
2016/02/02	82108	44863	-37245	126971	130736	157826	27090	288562	212844	202689	-10155	415533	119.75	116.97
2016/01/26	92628	42602	-50026	135230	124038	178679	54641	302717	216666	221281	4615	437947	118.45	121.00
2016/01/19	84485	46832	-37653	131317	128081	168498	40417	296579	212566	215330	2764	427896	117.62	118.81
2016/01/12	78385	53119	-25266	131504	130859	154704	23845	285563	209244	207823	-1421	417067	117.74	116.98
2016/01/05	67471	63368	-4103	130839	127747	123204	-4543	250951	195218	186572	-8646	381790	119.12	117.49
2015/12/29	45008	62234	17226	107242	131111	96331	-34780	227442	176119	158565	-17554	334684	120.50	120.19
2015/12/22	37677	68044	30367	105721	141911	90973	-50938	232884	179588	159017	-20571	338605	121.04	120.28
2015/12/15	37301	63881	26580	101182	134622	92036	-42586	226658	171923	155917	-16006	327840	121.68	121.25
2015/12/08	26400	94450	68050	120850	189782	91225	-98557	281007	216182	185675	-30507	401857	122.90	120.87
2015/12/01	31228	106129	74901	137357	197457	92536	-104921	289993	228685	198665	-30020	427350	122.91	123.17

JAPANESE YEN - CHICAGO MERCANTILE EXCHANGE
FUTURES ONLY POSITIONS Code-097741

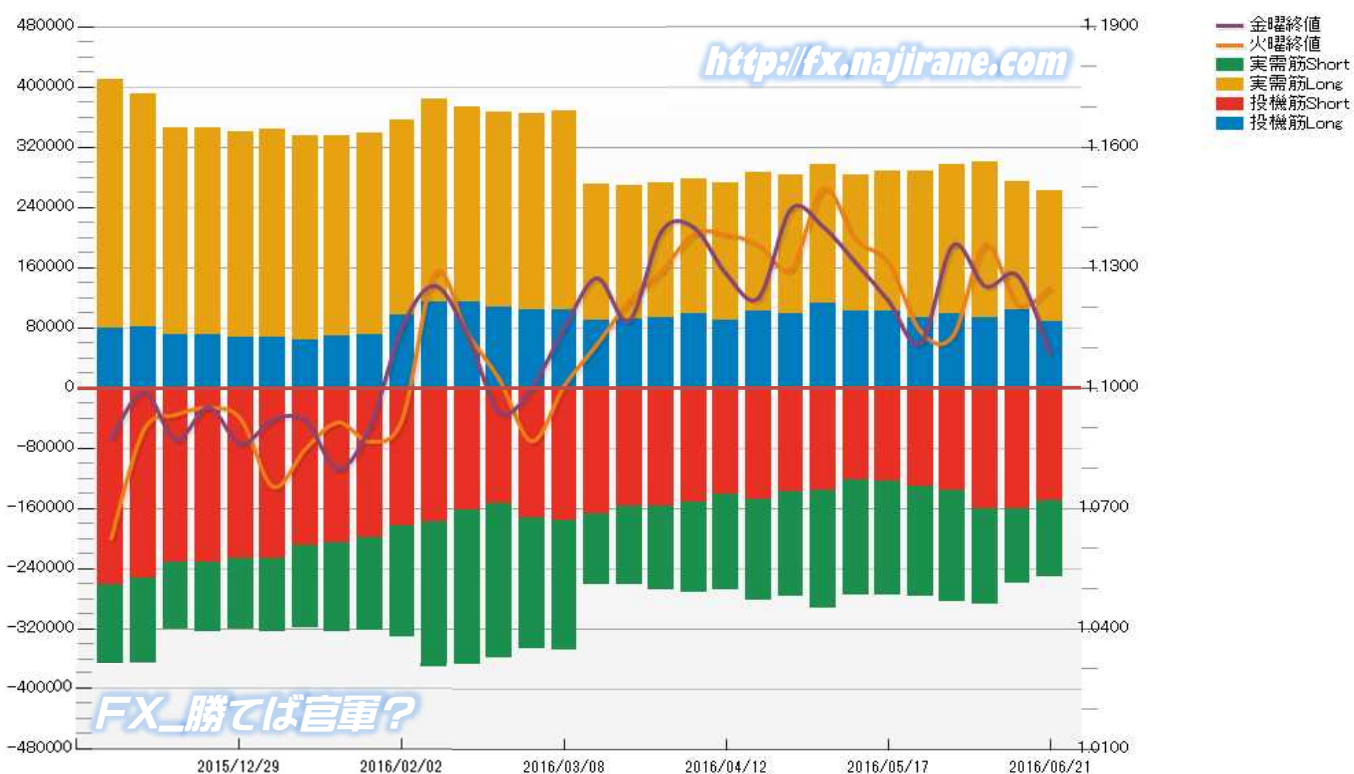


**EURO FX - CHICAGO MERCANTILE EXCHANGE
FUTURES ONLY POSITIONS**

**Code-099741
2016/06/24 公表値**

Date	投機筋集計				実需筋集計				投機筋+実需筋合計				ユーロドル終値	
	EUR買い	EUR売り	売り越し	売買計	EUR買い	EUR売り	売り越し	売買計	EUR買い	EUR売り	売り越し	売買計	火曜締め	金曜締め
2016/06/21	88639	149985	61346	238624	174231	100833	-73398	275064	262870	250818	-12052	513688	1.1250	1.1087
2016/06/14	104510	160999	56489	265509	168953	98248	-70705	267201	273463	259247	-14216	532710	1.1207	1.1280
2016/06/07	93492	160604	67112	254096	207448	127910	-79538	335358	300940	288514	-12426	589454	1.1357	1.1253
2016/05/31	98218	135872	37654	234090	198726	148012	-50714	346738	296944	283884	-13060	580828	1.1130	1.1356
2016/05/24	93955	131850	37895	225805	193758	145257	-48501	339015	287713	277107	-10606	564820	1.1141	1.1111
2016/05/17	101723	124310	22587	226033	186065	151949	-34116	338014	287788	276259	-11529	564047	1.1313	1.1218
2016/05/10	101277	123149	21872	224426	181863	152379	-29484	334242	283140	275528	-7612	558668	1.1371	1.1312
2016/05/03	113034	136653	23619	249687	184524	156966	-27558	341490	297558	293619	-3939	591177	1.1497	1.1401
2016/04/26	99072	138739	39667	237811	182996	138270	-44726	321266	282068	277009	-5059	559077	1.1297	1.1446
2016/04/19	101211	148128	46917	249339	185459	133519	-51940	318978	286670	281647	-5023	568317	1.1356	1.1225
2016/04/12	89216	141267	52051	230483	182596	126793	-55803	309389	271812	268060	-3752	539872	1.1383	1.1284
2016/04/05	98014	151501	53487	249515	180268	120531	-59737	300799	278282	272032	-6250	550314	1.1384	1.1400
2016/03/29	93726	157537	63811	251263	178491	111140	-67351	289631	272217	268677	-3540	540894	1.1292	1.1391
2016/03/22	91334	157387	66053	248721	176950	103926	-73024	280876	268284	261313	-6971	529597	1.1217	1.1168
2016/03/15	90353	167908	77555	258261	180672	92859	-87813	273531	271025	260767	-10258	531792	1.1108	1.1274
2016/03/08	104165	176072	71907	280237	263377	173378	-89999	436755	367542	349450	-18092	716992	1.1006	1.1150
2016/03/01	103965	172506	68541	276471	260901	174403	-86498	435304	364866	346909	-17957	711775	1.0867	1.1002
2016/02/23	107566	154423	46857	261989	258954	205427	-53527	464381	366520	359850	-6670	726370	1.1020	1.0938
2016/02/16	113970	162175	48205	276145	258996	205232	-53764	464228	372966	367407	-5559	740373	1.1137	1.1132
2016/02/09	114607	177921	63314	292528	268586	194562	-74024	463148	383193	372483	-10710	755676	1.1288	1.1255
2016/02/02	96012	183085	87073	279097	259869	147872	-111997	407741	355881	330957	-24924	686838	1.0925	1.1153
2016/01/26	71446	198661	127215	270107	267012	124194	-142818	391206	338458	322855	-15603	661313	1.0866	1.0907
2016/01/19	69449	206464	137015	275913	265334	117867	-147467	383201	334783	324331	-10452	659114	1.0914	1.0798
2016/01/12	63162	209613	146451	272775	271543	109792	-161751	381335	334705	319405	-15300	654110	1.0848	1.0919
2016/01/05	66857	227500	160643	294357	276815	97443	-179372	374258	343672	324943	-18729	668615	1.0754	1.0921
2015/12/29	66973	227523	160550	294496	273701	93279	-180422	366980	340674	320802	-19872	661476	1.0923	1.0861
2015/12/22	70509	231556	161047	302065	275354	93283	-182071	368637	345863	324839	-21024	670702	1.0951	1.0952
2015/12/15	71295	231256	159961	302551	275052	89741	-185311	364793	346347	320997	-25350	667344	1.0933	1.0870
2015/12/08	80378	252709	172331	333087	309680	112572	-197108	422252	390058	365281	-24777	755339	1.0894	1.0990
2015/12/01	78782	261627	182845	340409	330854	106332	-224522	437186	409636	367959	-41677	777595	1.0625	1.0874

**EURO FX - CHICAGO MERCANTILE EXCHANGE
FUTURES ONLY POSITIONS Code-099741**



CME Daily Volume

シカゴ・マーカントイル取引所 取扱高日次データ

FX_勝てば官軍?

<http://fx.najirane.com>

EU Euro		取扱高			当日含む前5営業日計			参考レート	
Date	CALL	PUT	FUTURE	CALL	PUT	FUTURE	Open	Close	
2016/6/23 (木)	7916	16079	159811	39450	75562	724543	1.1333	1.1418	
2016/6/22 (水)	5589	10553	128063	52640	104266	817576	1.1250	1.1333	
2016/6/21 (火)	6445	7413	146049	57653	115737	854340	1.1312	1.1250	
2016/6/20 (月)	7705	21514	142362	64530	137936	884615	1.1318	1.1312	
2016/6/17 (金)	11795	20003	148258	64935	136148	904424	1.1231	1.1280	
2016/6/16 (木)	21106	44783	252844	69995	144529	1128652	1.1263	1.1231	
2016/6/15 (水)	10602	22024	164827	57181	118576	1326736	1.1207	1.1263	
2016/6/14 (火)	13322	29612	176324	53971	112230	1527395	1.1288	1.1207	
2016/6/13 (月)	8110	19726	162171	44718	92612	1599630	1.1249	1.1288	
2016/6/10 (金)	16855	28384	372486	48757	89096	1684778	1.1317	1.1253	

AUS Dollar		取扱高			当日含む前5営業日計			参考レート	
Date	CALL	PUT	FUTURE	CALL	PUT	FUTURE	Open	Close	
2016/6/23 (木)	1025	6502	91790	5988	12562	413000	0.7520	0.7625	
2016/6/22 (水)	486	315	74231	8024	12294	466176	0.7455	0.7520	
2016/6/21 (火)	760	1055	89654	10512	16712	496786	0.7457	0.7455	
2016/6/20 (月)	1589	1638	80083	11367	18819	503520	0.7428	0.7457	
2016/6/17 (金)	2128	3052	77242	11853	19043	510956	0.7370	0.7397	
2016/6/16 (木)	3061	6234	144966	12386	19307	555349	0.7404	0.7370	
2016/6/15 (水)	2974	4733	104841	12767	17464	585466	0.7348	0.7404	
2016/6/14 (火)	1615	3162	96388	11495	15338	626912	0.7385	0.7347	
2016/6/13 (月)	2075	1862	87519	12188	14910	648085	0.7371	0.7385	
2016/6/10 (金)	2661	3316	121635	12279	16395	678292	0.7434	0.7377	

CHE Franc		取扱高			当日含む前5営業日計			参考レート	
Date	CALL	PUT	FUTURE	CALL	PUT	FUTURE	Open	Close	
2016/6/23 (木)	352	5	24007	605	378	111876	1.0429	1.0381	
2016/6/22 (水)	13	63	21551	457	458	128780	1.0390	1.0429	
2016/6/21 (火)	164	117	23988	446	565	130760	1.0396	1.0391	
2016/6/20 (月)	6	21	20027	357	460	129539	1.0384	1.0396	
2016/6/17 (金)	70	172	22303	499	528	132488	1.0363	1.0418	
2016/6/16 (木)	204	85	40911	494	590	145252	1.0400	1.0363	
2016/6/15 (水)	2	170	23531	313	672	156713	1.0377	1.0399	
2016/6/14 (火)	75	12	22767	407	536	183238	1.0372	1.0377	
2016/6/13 (月)	148	89	22976	374	524	204309	1.0361	1.0372	
2016/6/10 (金)	65	234	35067	470	473	225480	1.0369	1.0370	

JPN Yen		取扱高			当日含む前5営業日計			参考レート	
Date	CALL	PUT	FUTURE	CALL	PUT	FUTURE	Open	Close	
2016/6/23 (木)	2248	10711	132948	27660	34824	572431	104.81	106.59	
2016/6/22 (水)	5183	3282	75440	34864	32371	700008	104.78	104.81	
2016/6/21 (火)	7065	11847	120791	37516	35574	747243	103.98	104.78	
2016/6/20 (月)	10418	6511	113374	39016	29620	765972	104.73	103.97	
2016/6/17 (金)	2746	2473	129878	32088	26216	812344	104.32	104.19	
2016/6/16 (木)	9452	8258	260525	37592	27136	851225	106.00	104.32	
2016/6/15 (水)	7835	6485	122675	35222	22224	818605	106.02	106.00	
2016/6/14 (火)	8565	5893	139520	32512	18254	917259	106.12	106.02	
2016/6/13 (月)	3490	3107	159746	27393	15624	942454	106.82	106.13	
2016/6/10 (金)	8250	3393	168759	26583	22916	979600	106.98	106.78	

CAN Dollar		取扱高			当日含む前5営業日計			参考レート	
Date	CALL	PUT	FUTURE	CALL	PUT	FUTURE	Open	Close	
2016/6/23 (木)	752	654	63922	6132	4846	270141	0.7803	0.7849	
2016/6/22 (水)	877	1182	55087	7490	10504	288491	0.7804	0.7804	
2016/6/21 (火)	653	956	43903	9764	12240	296078	0.7811	0.7804	
2016/6/20 (月)	1409	889	50981	10937	13614	309041	0.7784	0.7809	
2016/6/17 (金)	2441	1165	56248	10334	14514	325927	0.7716	0.7764	
2016/6/16 (木)	2110	6312	82272	9811	17794	391451	0.7742	0.7716	
2016/6/15 (水)	3151	2918	62674	9481	14415	466072	0.7774	0.7741	
2016/6/14 (火)	1826	2330	56866	8291	13765	518784	0.7797	0.7773	
2016/6/13 (月)	806	1789	67867	8798	12978	554458	0.7826	0.7798	
2016/6/10 (金)	1918	4445	121772	9867	13313	567288	0.7860	0.7839	

NZL Dollar		取扱高			当日含む前5営業日計			参考レート	
Date	CALL	PUT	FUTURE	CALL	PUT	FUTURE	Open	Close	
2016/6/23 (木)	0	0	18617	0	0	88059	0.7176	0.7247	
2016/6/22 (水)	0	0	19050	0	0	94947	0.7124	0.7176	
2016/6/21 (火)	0	0	17193	0	0	94833	0.7109	0.7123	
2016/6/20 (月)	0	0	13223	0	0	97981	0.7071	0.7109	
2016/6/17 (金)	0	0	26864	0	0	98537	0.7054	0.7066	
2016/6/16 (木)	0	0	18503	0	0	121126	0.7039	0.7054	
2016/6/15 (水)	0	0	22198	0	0	187783	0.6982	0.7039	
2016/6/14 (火)	0	0	17749	0	0	210212	0.7053	0.6980	
2016/6/13 (月)	0	0	35812	0	0	215035	0.7046	0.7053	
2016/6/10 (金)	0	0	93521	0	0	229743	0.7105	0.7062	

MEX Peso		取扱高			当日含む前5営業日計			参考レート	
Date	CALL	PUT	FUTURE	CALL	PUT	FUTURE	Open	Close	
2016/6/23 (木)	79	0	41258	256	357	169491	5.4740	5.4807	
2016/6/22 (水)	22	37	33989	197	357	176081	5.3513	5.4070	
2016/6/21 (火)	105	119	29163	180	331	180078	5.3885	5.3656	
2016/6/20 (月)	50	191	32493	95	220	193148	5.3622	5.3581	
2016/6/17 (金)	0	10	32588	176	218	203520	5.2929	5.3121	
2016/6/16 (木)	20	0	47848	310	210	257402	5.2893	5.2834	
2016/6/15 (水)	5	11	37986	292	220	362673	5.3039	5.2925	
2016/6/14 (火)	20	8	42233	485	209	431016	5.2633	5.2763	
2016/6/13 (月)	131	189	42865	475	202	465560	5.3365	5.3086	
2016/6/10 (金)	134	2	86470	358	14	484171	5.4431	5.3687	

IMM扱い8通貨/ダウ/日経/金/オイル/主要クロス円の過去5日及び過去5週の4本値

AUDUSD 5					CADUSD 5					CHFUSD 5				
Date	Open	High	Low	Close	Date	Open	High	Low	Close	Date	Open	High	Low	Close
2016/06/24	0.7625	0.7632	0.7303	0.7465	2016/06/24	0.7849	0.7850	0.7636	0.7693	2016/06/24	1.0381	1.0425	1.0200	1.0267
2016/06/23	0.7520	0.7645	0.7510	0.7625	2016/06/23	0.7804	0.7887	0.7801	0.7849	2016/06/23	1.0429	1.0502	1.0356	1.0381
2016/06/22	0.7455	0.7527	0.7442	0.7520	2016/06/22	0.7804	0.7848	0.7780	0.7804	2016/06/22	1.0390	1.0469	1.0387	1.0429
2016/06/21	0.7457	0.7513	0.7448	0.7455	2016/06/21	0.7811	0.7835	0.7796	0.7804	2016/06/21	1.0396	1.0446	1.0386	1.0391
2016/06/20	0.7428	0.7481	0.7407	0.7457	2016/06/20	0.7784	0.7829	0.7775	0.7809	2016/06/20	1.0384	1.0443	1.0373	1.0396

CNYUSD 5					EURUSD 5					GBPUSD 5				
Date	Open	High	Low	Close	Date	Open	High	Low	Close	Date	Open	High	Low	Close
2016/06/24	0.1516	0.1517	0.1503	0.1505	2016/06/24	1.1418	1.1418	1.0905	1.1087	2016/06/24	1.4994	1.4994	1.3217	1.3634
2016/06/23	0.1519	0.1520	0.1516	0.1518	2016/06/23	1.1333	1.1422	1.1317	1.1418	2016/06/23	1.4807	1.5005	1.4731	1.4994
2016/06/22	0.1516	0.1517	0.1515	0.1517	2016/06/22	1.1250	1.1348	1.1237	1.1333	2016/06/22	1.4662	1.4845	1.4642	1.4807
2016/06/21	0.1518	0.1519	0.1517	0.1518	2016/06/21	1.1312	1.1350	1.1241	1.1250	2016/06/21	1.4676	1.4783	1.4617	1.4662
2016/06/20	0.1518	0.1519	0.1517	0.1518	2016/06/20	1.1318	1.1382	1.1302	1.1312	2016/06/20	1.4450	1.4719	1.4436	1.4676

JPYUSD 5					MXNUSD 5					NZDUSD 5				
Date	Open	High	Low	Close	Date	Open	High	Low	Close	Date	Open	High	Low	Close
2016/06/24	0.9383	1.0091	0.9382	0.9778	2016/06/24	0.0527	0.0535	0.0521	0.0528	2016/06/24	0.7247	0.7256	0.6971	0.7118
2016/06/23	0.9541	0.9604	0.9363	0.9382	2016/06/23	0.0547	0.0549	0.0545	0.0548	2016/06/23	0.7176	0.7299	0.7160	0.7247
2016/06/22	0.9544	0.9586	0.9526	0.9541	2016/06/22	0.0535	0.0541	0.0535	0.0541	2016/06/22	0.7124	0.7189	0.7121	0.7176
2016/06/21	0.9617	0.9653	0.9519	0.9544	2016/06/21	0.0539	0.0540	0.0535	0.0537	2016/06/21	0.7109	0.7169	0.7103	0.7123
2016/06/20	0.9548	0.9636	0.9538	0.9618	2016/06/20	0.0536	0.0537	0.0535	0.0536	2016/06/20	0.7071	0.7131	0.7051	0.7109

Nikkei 225 - Japonia (NIKKEI) 5						
Date	Open	High	Low	Close	(ドル建て終値)	出来高
2016/06/24	16333.87	16389.17	14864.01	14952.02	145.00	2629808640
2016/06/23	16098.61	16263.87	16057.86	16238.35	155.48	1108014592
2016/06/22	16095.81	16160.99	15980.65	16065.72	153.90	1117115648
2016/06/21	15875.81	16202.30	15770.96	16169.11	154.77	1208960640
2016/06/20	15839.06	16035.44	15835.86	15965.30	152.73	1319840512
週4本値	15839.06	16389.17	14864.01	14952.02	145.00	1844847000

(N225銘柄計) (東証一部全体計)

XAUUSD 5					
Date	Open	High	Low	Close	Volume
2016/06/24	1245.58	1358.61	1245.58	1318.56	0
2016/06/23	1263.36	1271.32	1254.93	1255.92	0
2016/06/22	1268.65	1270.88	1261.56	1266.37	0
2016/06/21	1290.62	1294.16	1264.76	1268.57	0
2016/06/20	1289.06	1292.53	1278.22	1290.48	0
週4本値	1289.06	1358.61	1245.58	1318.56	

Dow Jones Industrial - USA (DJIA) 5					出来高
Date	Open	High	Low	Close	
2016/06/24	17946.63	17946.63	17356.34	17400.75	239001058
2016/06/23	17844.11	18011.07	17844.11	18011.07	98106567
2016/06/22	17832.67	17920.16	17770.36	17780.83	89435200
2016/06/21	17827.33	17877.84	17799.80	17829.73	85140235
2016/06/20	17736.87	17946.32	17736.87	17804.87	99383801
週4本値	17736.87	18011.07	17356.34	17400.75	239001058

Historical Data by **Stooq**
 Historical Data by **MarketNewsline** (ダウと日経)
 Arrangement by **FX_勝てば官軍?**

Crude Light Oil 5						
Date	Open	High	Low	Close	Volume	
2016/06/24	50.33	50.44	46.75	47.56	0	
2016/06/23	49.20	50.23	49.12	50.17	0	
2016/06/22	50.22	50.52	48.42	48.99	0	
2016/06/21	49.77	50.39	48.88	50.19	832535	
2016/06/20	48.96	49.98	48.80	49.80	753194	
週4本値	48.96	50.52	46.75	47.56		

USDJPY 5					EURJPY 5					GBPJPY 5				
日付	始値	高値	安値	終値	日付	始値	高値	安値	終値	日付	始値	高値	安値	終値
2016/06/24	106.58	106.59	99.10	102.27	2016/06/24	121.69	121.69	109.36	113.38	2016/06/24	159.80	159.80	132.99	139.43
2016/06/23	104.81	106.81	104.13	106.59	2016/06/23	118.78	121.90	118.06	121.70	2016/06/23	155.20	159.97	153.53	159.81
2016/06/22	104.78	104.98	104.32	104.81	2016/06/22	117.87	119.06	117.44	118.78	2016/06/22	153.62	155.73	152.86	155.20
2016/06/21	103.98	105.06	103.60	104.78	2016/06/21	117.62	118.69	117.33	117.87	2016/06/21	152.60	154.39	151.93	153.62
2016/06/20	104.73	104.84	103.78	103.97	2016/06/20	118.54	119.15	117.35	117.61	2016/06/20	151.34	153.64	150.93	152.59

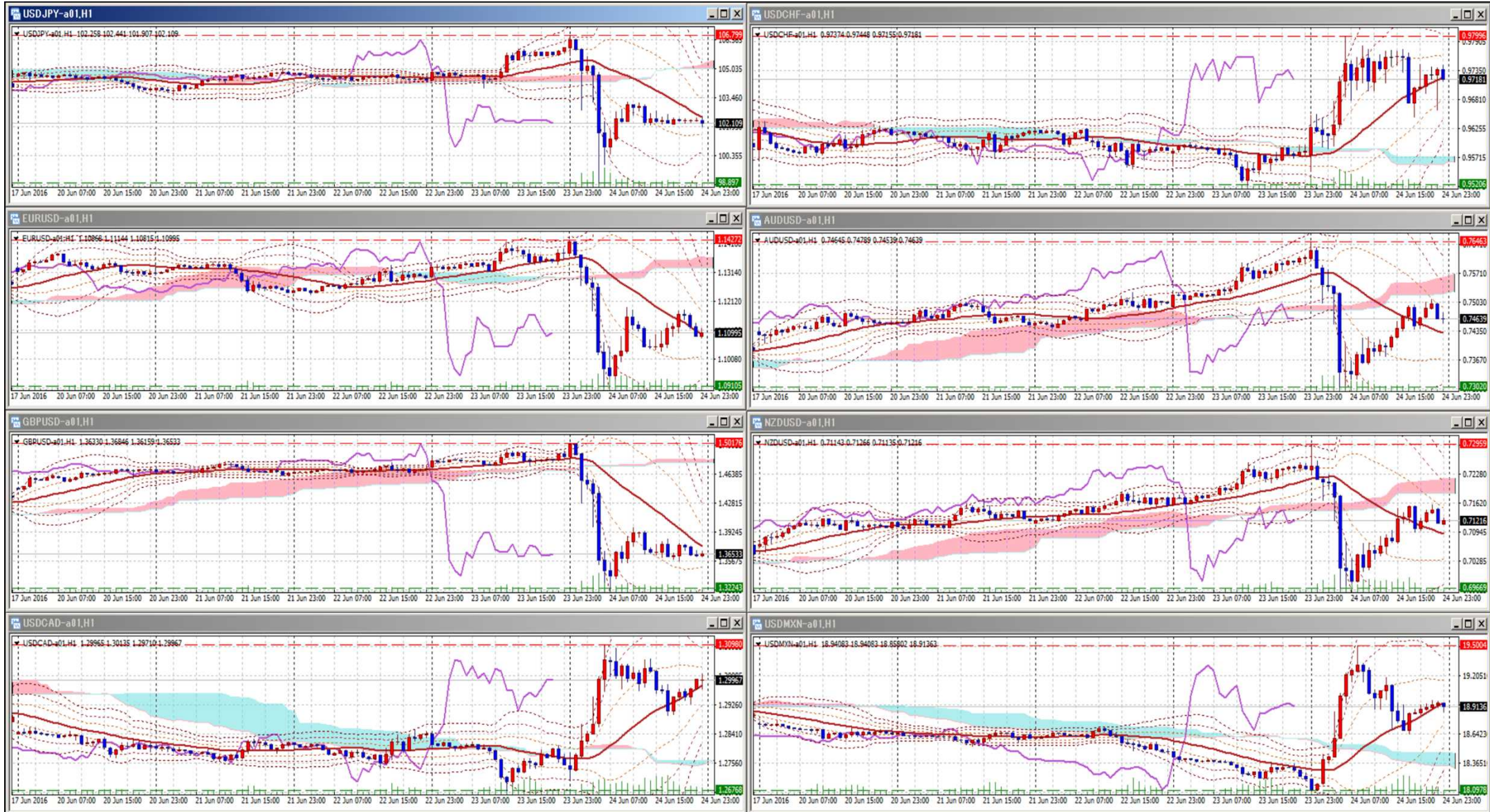
USDJPY Weekly 28					EURJPY Weekly 28					GBPJPY Weekly 28				
日付	始値	高値	安値	終値	日付	始値	高値	安値	終値	日付	始値	高値	安値	終値
2016/06/24	104.73	106.81	99.10	102.27	2016/06/24	118.54	121.90	109.36	113.38	2016/06/24	151.34	159.97	132.99	139.43
2016/06/17	106.82	106.84	103.55	104.19	2016/06/17	120.15	120.33	115.51	117.52	2016/06/17	152.11	152.38	145.41	149.65
2016/06/10	106.51	107.90	106.27	106.78	2016/06/10	121.06	122.70	119.92	120.16	2016/06/10	154.23	157.76	151.52	152.27
2016/06/03	110.41	111.44	106.56	106.64	2016/06/03	122.72	124.19	120.83	121.09	2016/06/03	161.30	163.90	154.74	154.82
2016/05/27	110.14	110.45	109.11	110.42	2016/05/27	123.58	123.65	122.22	122.69	2016/05/27	159.71	162.52	158.05	161.33

先週のIMM取り扱い対ドル8通貨チャート

※ 赤点線は週最高値/青天線は週最低値、BB中心線はSMA21

2016/06/20 ~ 2016/06/24

Chart by OANDA Japan MetaTrader4



Pivot Maker Ver 3.0 by FX_勝てば官軍?

<http://fx.najirane.com>