

JAPANESE YEN - CHICAGO MERCANTILE EXCHANGE

Code-097741

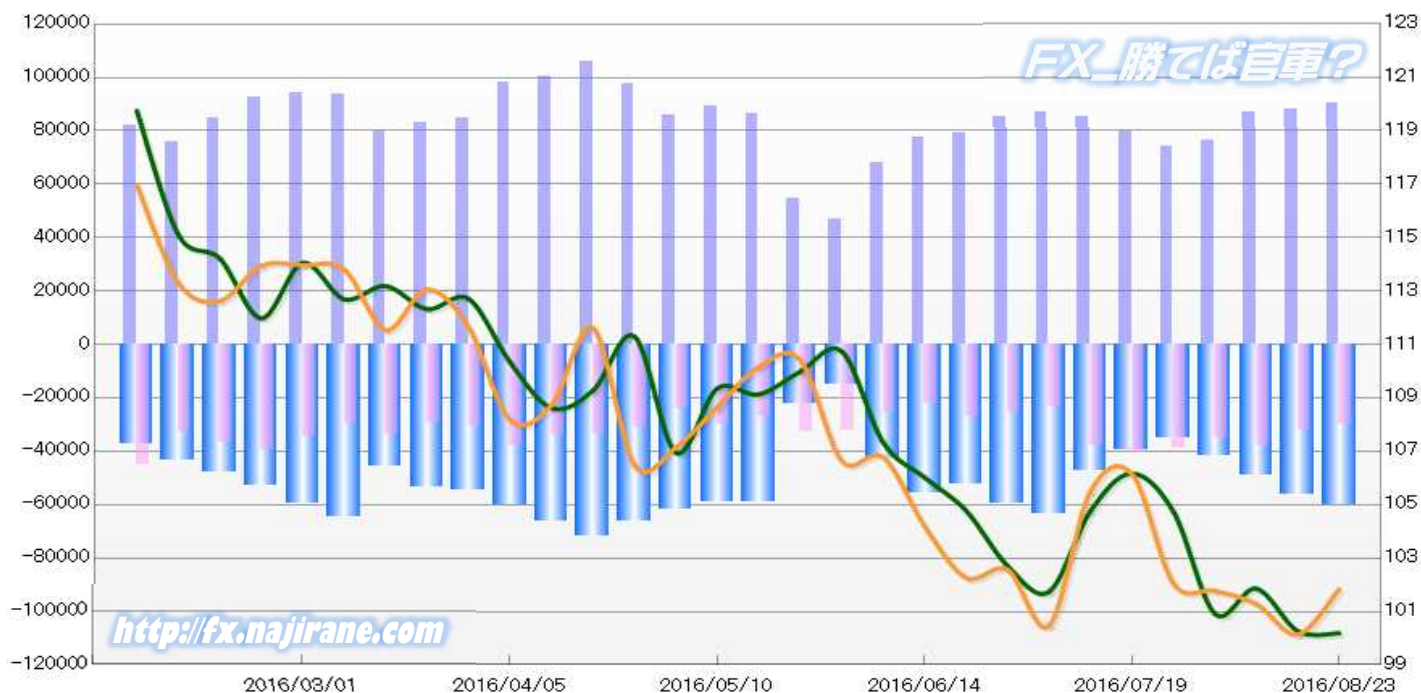
2016/03/01 ~ 2016/08/23

2016/08/26 NYクロース時公表値

Report_Date	Non Commercial Positions												火曜日 引け値	金曜日 引け値
	Long	増減	増減(%)	Short	増減	増減(%)	売り越し	増減	増減(%)	売買計	増減	増減(%)		
2016/08/23	90387	2114	2.4%	30071	-2196	-6.8%	-60316	4310	7.7%	120458	-82	-0.1%	100.19	101.84
2016/08/16	88273	1554	1.8%	32267	-5621	-14.8%	-56006	7175	14.7%	120540	-4067	-3.3%	100.27	100.14
2016/08/09	86719	10144	13.2%	37888	3013	8.6%	-48831	7131	17.1%	124607	13157	11.8%	101.86	101.28
2016/08/02	76575	2501	3.4%	34875	-4241	-10.8%	-41700	6742	19.3%	111450	-1740	-1.5%	100.92	101.78
2016/07/26	74074	-5790	-7.2%	39116	-1395	-3.4%	-34958	-4395	-11.2%	113190	-7185	-6.0%	104.74	102.05
2016/07/19	79864	-5500	-6.4%	40511	2692	7.1%	-39353	-8192	-17.2%	120375	-2808	-2.3%	106.17	106.16
2016/07/12	85364	-1673	-1.9%	37819	14350	61.1%	-47545	-16023	-25.2%	123183	12677	11.5%	104.76	105.49
2016/07/05	87037	1544	1.8%	23469	-2274	-8.8%	-63568	3818	6.4%	110506	-730	-0.7%	101.74	100.47
2016/06/28	85493	6095	7.7%	25743	-1359	-5.0%	-59750	7454	14.3%	111236	4736	4.4%	102.71	102.57
2016/06/21	79398	1695	2.2%	27102	5089	23.1%	-52296	-3394	-6.1%	106500	6784	6.8%	104.78	102.27
2016/06/14	77703	9466	13.9%	22013	-3371	-13.3%	-55690	12837	30.0%	99716	6095	6.5%	106.02	104.19
2016/06/07	68237	21273	45.3%	25384	-6743	-21.0%	-42853	28016	188.8%	93621	14530	18.4%	107.33	106.78
2016/05/31	46964	-7828	-14.3%	32127	-606	-1.9%	-14837	-7222	-32.7%	79091	-8434	-9.6%	110.74	106.64
2016/05/24	54792	-31373	-36.4%	32733	5487	20.1%	-22059	-36860	-62.6%	87525	-25886	-22.8%	109.98	110.42
2016/05/17	86165	-2732	-3.1%	27246	-2604	-8.7%	-58919	-128	-0.2%	113411	-5336	-4.5%	109.13	110.16
2016/05/10	88897	3270	3.8%	29850	5744	23.8%	-59047	-2474	-4.0%	118747	9014	8.2%	109.35	108.65
2016/05/03	85627	-11843	-12.2%	24106	-6866	-22.2%	-61521	-4977	-7.5%	109733	-18709	-14.6%	106.95	107.14
2016/04/26	97470	-8240	-7.8%	30972	-2868	-8.5%	-66498	-5372	-7.5%	128442	-11108	-8.0%	111.30	106.48
2016/04/19	105710	5590	5.6%	33840	-90	-0.3%	-71870	5680	8.6%	139550	5500	4.1%	109.27	111.62
2016/04/12	100120	1990	2.0%	33930	-4127	-10.8%	-66190	6117	10.2%	134050	-2137	-1.6%	108.62	108.73
2016/04/05	98130	13260	15.6%	38057	7574	24.8%	-60073	5686	10.5%	136187	20834	18.1%	110.34	108.17
2016/03/29	84870	2058	2.5%	30483	1017	3.5%	-54387	1041	2.0%	115353	3075	2.7%	112.71	111.65
2016/03/22	82812	3386	4.3%	29466	-4471	-13.2%	-53346	7857	17.3%	112278	-1085	-1.0%	112.32	113.06
2016/03/15	79426	-14441	-15.4%	33937	4403	14.9%	-45489	-18844	-29.3%	113363	-10038	-8.1%	113.19	111.54
2016/03/08	93867	-203	-0.2%	29534	-4911	-14.3%	-64333	4708	7.9%	123401	-5114	-4.0%	112.69	113.81
2016/03/01	94070			34445			-59625			128515			114.05	113.96

JAPANESE YEN - CHICAGO MERCANTILE EXCHANGE
FUTURES ONLY POSITIONS

— 金曜終値 — 火曜終値 Short枚数 Long枚数 売り越し枚数(マイナスの場合は買越しと読替え)



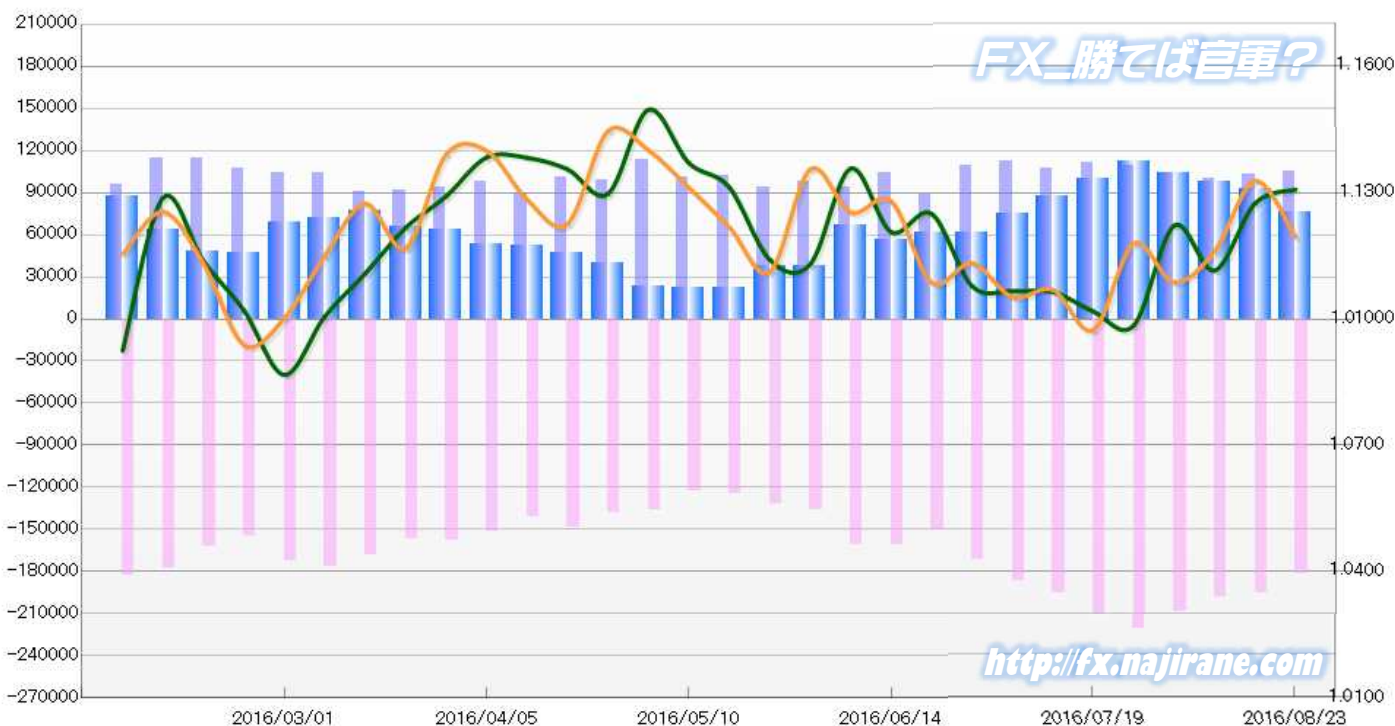
EURO FX - CHICAGO MERCANTILE EXCHANGE
2016/03/01 ~ 2016/08/23

Code-099741
2016/08/26 NYクローズ時公表値

Report_Date	Non Commercial Positions											火曜日 引け値	金曜日 引け値	
	Long	増減		Short	増減		売り越し	増減		売買計	増減			
2016/08/23	105374	2314	2.2%	182032	-13536	-6.9%	76658	-15850	-17.1%	287406	-11222	-3.8%	1.1308	1.1195
2016/08/16	103060	2618	2.6%	195568	-3273	-1.6%	92508	-5891	-6.0%	298628	-655	-0.2%	1.1275	1.1328
2016/08/09	100442	-4074	-3.9%	198841	-9778	-4.7%	98399	-5704	-5.5%	299283	-13852	-4.4%	1.1115	1.1161
2016/08/02	104516	-4677	-4.3%	208619	-13174	-5.9%	104103	-8497	-7.5%	313135	-17851	-5.4%	1.1222	1.1087
2016/07/26	109193	-2385	-2.1%	221793	10324	4.9%	112600	12709	12.7%	330986	7939	2.5%	1.0985	1.1179
2016/07/19	111578	3943	3.7%	211469	16174	8.3%	99891	12231	14.0%	323047	20117	6.6%	1.1018	1.0974
2016/07/12	107635	-4376	-3.9%	195295	7957	4.2%	87660	12333	16.4%	302930	3581	1.2%	1.1065	1.1069
2016/07/05	112011	2431	2.2%	187338	15824	9.2%	75327	13393	21.6%	299349	18255	6.5%	1.1066	1.1052
2016/06/28	109580	20941	23.6%	171514	21529	14.4%	61934	588	1.0%	281094	42470	17.8%	1.1078	1.1132
2016/06/21	88639	-15871	-15.2%	149985	-11014	-6.8%	61346	4857	8.6%	238624	-26885	-10.1%	1.1250	1.1087
2016/06/14	104510	11018	11.8%	160999	395	0.2%	56489	-10623	-15.8%	265509	11413	4.5%	1.1207	1.1280
2016/06/07	93492	-4726	-4.8%	160604	24732	18.2%	67112	29458	78.2%	254096	20006	8.5%	1.1357	1.1253
2016/05/31	98218	4263	4.5%	135872	4022	3.1%	37654	-241	-0.6%	234090	8285	3.7%	1.1130	1.1356
2016/05/24	93955	-7768	-7.6%	131850	7540	6.1%	37895	15308	67.8%	225805	-228	-0.1%	1.1141	1.1111
2016/05/17	101723	446	0.4%	124310	1161	0.9%	22587	715	3.3%	226033	1607	0.7%	1.1313	1.1218
2016/05/10	101277	-11757	-10.4%	123149	-13504	-9.9%	21872	-1747	-7.4%	224426	-25261	-10.1%	1.1371	1.1312
2016/05/03	113034	13962	14.1%	136653	-2086	-1.5%	23619	-16048	-40.5%	249687	11876	5.0%	1.1497	1.1401
2016/04/26	99072	-2139	-2.1%	138739	-9389	-6.3%	39667	-7250	-15.5%	237811	-11528	-4.6%	1.1297	1.1446
2016/04/19	101211	11995	13.4%	148128	6861	4.9%	46917	-5134	-9.9%	249339	18856	8.2%	1.1356	1.1225
2016/04/12	89216	-8798	-9.0%	141267	-10234	-6.8%	52051	-1436	-2.7%	230483	-19032	-7.6%	1.1383	1.1284
2016/04/05	98014	4288	4.6%	151501	-6036	-3.8%	53487	-10324	-16.2%	249515	-1748	-0.7%	1.1384	1.1400
2016/03/29	93726	2392	2.6%	157537	150	0.1%	63811	-2242	-3.4%	251263	2542	1.0%	1.1292	1.1391
2016/03/22	91334	981	1.1%	157387	-10521	-6.3%	66053	-11502	-14.8%	248721	-9540	-3.7%	1.1217	1.1168
2016/03/15	90353	-13812	-13.3%	167908	-8164	-4.6%	77555	5648	7.9%	258261	-21976	-7.8%	1.1108	1.1274
2016/03/08	104165	200	0.2%	176072	3566	2.1%	71907	3366	4.9%	280237	3766	1.4%	1.1006	1.1150
2016/03/01	103965			172506			68541			276471			1.0867	1.1002

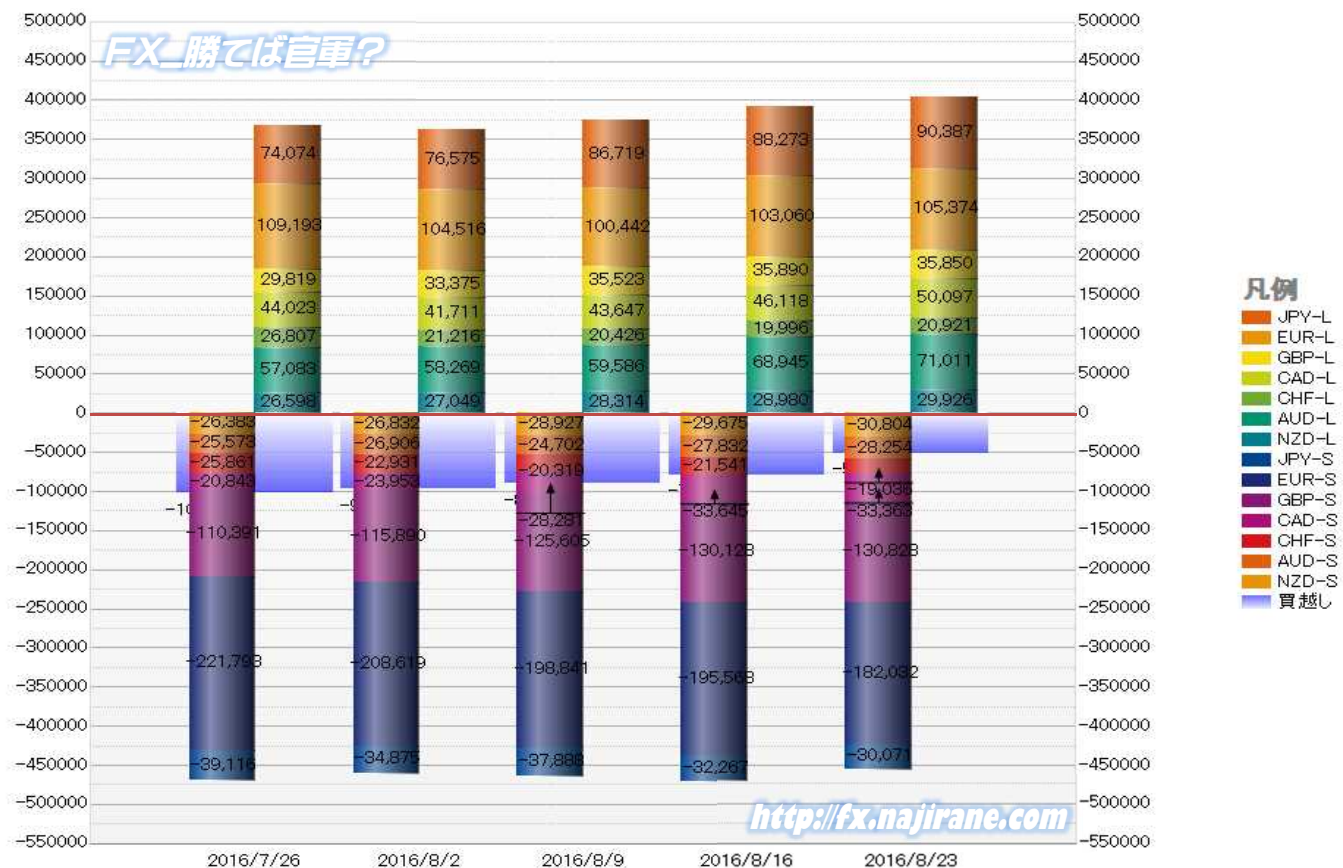
EURO FX - CHICAGO MERCANTILE EXCHANGE
FUTURES ONLY POSITIONS

— 金曜締め週終値 — 火曜締め週終値 — Short枚数 — Long枚数 — 売り越し枚数(マイナスの場合は買越しと読替え)



	2016/07/26			2016/08/02			2016/08/09			2016/08/16			2016/08/23		
	Long	Short	売り越し	Long	Short	売り越し	Long	Short	売り越し	Long	Short	売り越し	Long	Short	売り越し
JPY	74074	39116	-34958	76575	34875	-41700	86719	37888	-48831	88273	32267	-56006	90387	30071	-60316
	前週比 枚数増減 (枚)			2501	-4241	6742	10144	3013	7131	1554	-5621	7175	2114	-2196	4310
	前週比 枚数増減 (%)			3.38%	-10.84%	19.29%	13.25%	8.64%	17.10%	1.79%	-14.84%	14.69%	2.39%	-6.81%	7.70%
EUR	109193	221793	112600	104516	208619	104103	100442	198841	98399	103060	195568	92508	105374	182032	76658
	前週比 枚数増減 (枚)			-4677	-13174	-8497	-4074	-9778	-5704	2618	-3273	-5891	2314	-13536	-15850
	前週比 枚数増減 (%)			-4.28%	-5.94%	-7.55%	-3.90%	-4.69%	-5.48%	2.61%	-1.65%	-5.99%	2.25%	-6.92%	-17.13%
GBP	29819	110391	80572	33375	115890	82515	35523	125605	90082	35890	130128	94238	35850	130828	94978
	前週比 枚数増減 (枚)			3556	5499	1943	2148	9715	7567	367	4523	4156	-40	700	740
	前週比 枚数増減 (%)			11.93%	4.98%	2.41%	6.44%	8.38%	9.17%	1.03%	3.60%	4.61%	-0.11%	0.54%	0.79%
AUD	57083	25573	-31510	58269	26906	-31363	59586	24702	-34884	68945	27832	-41113	71011	28254	-42757
	前週比 枚数増減 (枚)			1186	1333	-147	1317	-2204	3521	9359	3130	6229	2066	422	1644
	前週比 枚数増減 (%)			2.08%	5.21%	-0.47%	2.26%	-8.19%	11.23%	15.71%	12.67%	17.86%	3.00%	1.52%	4.00%
CAD	44023	20843	-23180	41711	23953	-17758	43647	28281	-15366	46118	33645	-12473	50097	33363	-16734
	前週比 枚数増減 (枚)			-2312	3110	-5422	1936	4328	-2392	2471	5364	-2893	3979	-282	4261
	前週比 枚数増減 (%)			-5.25%	14.92%	-23.39%	4.64%	18.07%	-13.47%	5.66%	18.97%	-18.83%	8.63%	-0.84%	34.16%
CHF	26807	25861	-946	21216	22931	1715	20426	20319	-107	19996	21541	1545	20921	19036	-1885
	前週比 枚数増減 (枚)			-5591	-2930	769	-790	-2612	-1608	-430	1222	1438	925	-2505	340
	前週比 枚数増減 (%)			-20.86%	-11.33%	281.29%	-3.72%	-11.39%	-106.24%	-2.11%	6.01%	1543.93%	4.63%	-11.63%	-222.01%
NZD	26598	26383	-215	27049	26832	-217	28314	28927	613	28980	29675	695	29926	30804	878
	前週比 枚数増減 (枚)			451	449	2	1265	2095	396	666	748	82	946	1129	183
	前週比 枚数増減 (%)			1.70%	1.70%	0.93%	4.68%	7.81%	-382.49%	2.35%	2.59%	13.38%	3.26%	3.80%	26.33%
MXN	24114	70676	46562	23915	76038	52123	19963	74325	54362	24542	70265	45723	26845	55386	28541
	前週比 枚数増減 (枚)			-199	5362	5561	-3952	-1713	2239	4579	-4060	-8639	2303	-14879	-17182
	前週比 枚数増減 (%)			-0.83%	7.59%	11.94%	-16.53%	-2.25%	4.30%	22.94%	-5.46%	-15.89%	9.38%	-21.18%	-37.58%
Total All 8	391711	540636	148925	386626	536044	149418	394620	538888	144268	415804	540921	125117	430411	509774	79363
	前週比 枚数増減 (枚)			-5085	-4592	493	7994	2844	-5150	21184	2033	-19151	14607	-31147	-45754
	前週比 枚数増減 (%)			-1.30%	-0.85%	0.33%	2.07%	0.53%	-3.45%	5.37%	0.38%	-13.27%	3.51%	-5.76%	-36.57%
Total 7 (MXN除)	367597	469960	102363	362711	460006	97295	374657	464563	89906	391262	470656	79394	403566	454388	50822
	前週比 枚数増減 (枚)			-4886	-9954	-5068	11946	4557	-7389	16605	6093	-10512	12304	-16268	-28572
	前週比 枚数増減 (%)			-1.3%	-2.1%	-5.0%	3.3%	1.0%	-7.6%	4.4%	1.3%	-11.7%	3.1%	-3.5%	-36.0%

直近5週 CFTC IMM主要7通貨の構成

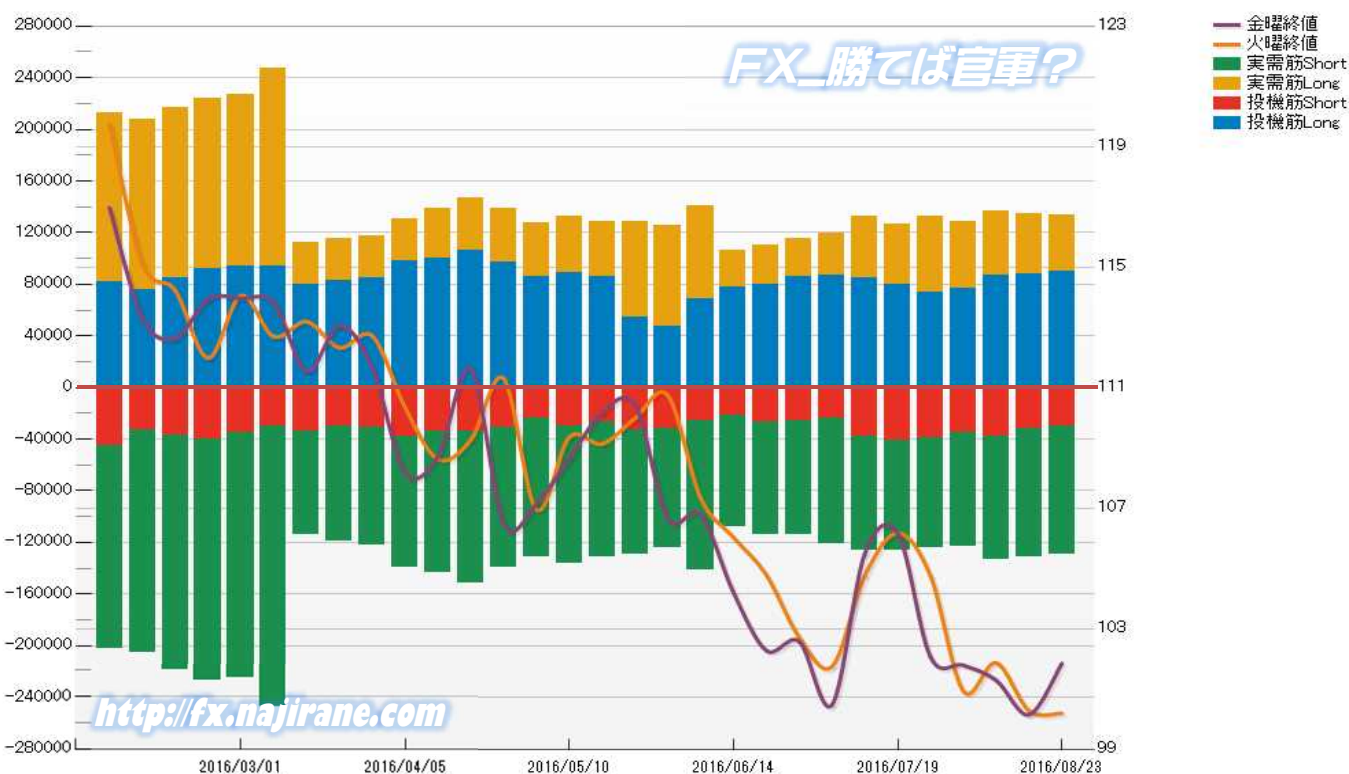


JAPANESE YEN - CHICAGO MERCANTILE EXCHANGE
FUTURES ONLY POSITIONS

Code-097741
2016/08/26 公表値

Date	投機筋集計				実需筋集計				投機筋+実需筋合計				ドル円終値	
	円買い	円売り	売り越し	売買計	円買い	円売り	売り越し	売買計	円買い	円売り	売り越し	売買計	火曜締め	金曜締め
2016/08/23	90387	30071	-60316	120458	43245	99482	56237	142727	133632	129553	-4079	263185	100.19	101.84
2016/08/16	88273	32267	-56006	120540	46280	99196	52916	145476	134553	131463	-3090	266016	100.27	100.14
2016/08/09	86719	37888	-48831	124607	49619	95343	45724	144962	136338	133231	-3107	269569	101.86	101.28
2016/08/02	76575	34875	-41700	111450	51707	88074	36367	139781	128282	122949	-5333	251231	100.92	101.78
2016/07/26	74074	39116	-34958	113190	58947	85458	26511	144405	133021	124574	-8447	257595	104.74	102.05
2016/07/19	79864	40511	-39353	120375	46993	85719	38726	132712	126857	126230	-627	253087	106.17	106.16
2016/07/12	85364	37819	-47545	123183	46842	88850	42008	135692	132206	126669	-5537	258875	104.76	105.49
2016/07/05	87037	23469	-63568	110506	32637	97652	65015	130289	119674	121121	1447	240795	101.74	100.47
2016/06/28	85493	25743	-59750	111236	30249	88316	58067	118565	115742	114059	-1683	229801	102.71	102.57
2016/06/21	79398	27102	-52296	106500	30450	86992	56542	117442	109848	114094	4246	223942	104.78	102.27
2016/06/14	77703	22013	-55690	99716	28678	86062	57384	114740	106381	108075	1694	214456	106.02	104.19
2016/06/07	68237	25384	-42853	93621	72616	116477	43861	189093	140853	141861	1008	282714	107.33	106.78
2016/05/31	46964	32127	-14837	79091	78749	92275	13526	171024	125713	124402	-1311	250115	110.74	106.64
2016/05/24	54792	32733	-22059	87525	73603	96638	23035	170241	128395	129371	976	257766	109.98	110.42
2016/05/17	86165	27246	-58919	113411	41969	104408	62439	146377	128134	131654	3520	259788	109.13	110.16
2016/05/10	88897	29850	-59047	118747	43309	106603	63294	149912	132206	136453	4247	268659	109.35	108.65
2016/05/03	85627	24106	-61521	109733	41904	107399	65495	149303	127531	131505	3974	259036	106.95	107.14
2016/04/26	97470	30972	-66498	128442	40734	108419	67685	149153	138204	139391	1187	277595	111.30	106.48
2016/04/19	105710	33840	-71870	139550	41258	118087	76829	159345	146968	151927	4959	298895	109.27	111.62
2016/04/12	100120	33930	-66190	134050	38652	109410	70758	148062	138772	143340	4568	282112	108.62	108.73
2016/04/05	98130	38057	-60073	136187	32451	101508	69057	133959	130581	139565	8984	270146	110.34	108.17
2016/03/29	84870	30483	-54387	115353	32118	92081	59963	124199	116988	122564	5576	239552	112.71	111.65
2016/03/22	82812	29466	-53346	112278	32265	89776	57511	122041	115077	119242	4165	234319	112.32	113.06
2016/03/15	79426	33937	-45489	113363	32762	79738	46976	112500	112188	113675	1487	225863	113.19	111.54
2016/03/08	93867	29534	-64333	123401	153269	218579	65310	371848	247136	248113	977	495249	112.69	113.81
2016/03/01	94070	34445	-59625	128515	132993	191615	58622	324608	227063	226060	-1003	453123	114.05	113.96
2016/02/23	92376	39642	-52734	132018	131150	188392	57242	319542	223526	228034	4508	451560	111.98	113.94
2016/02/16	84518	36617	-47901	121135	131826	183285	51459	315111	216344	219902	3558	436246	114.22	112.63
2016/02/09	75811	32579	-43232	108390	131862	172663	40801	304525	207673	205242	-2431	412915	115.11	113.30
2016/02/02	82108	44863	-37245	126971	130736	157826	27090	288562	212844	202689	-10155	415533	119.75	116.97

JAPANESE YEN - CHICAGO MERCANTILE EXCHANGE
FUTURES ONLY POSITIONS Code-097741

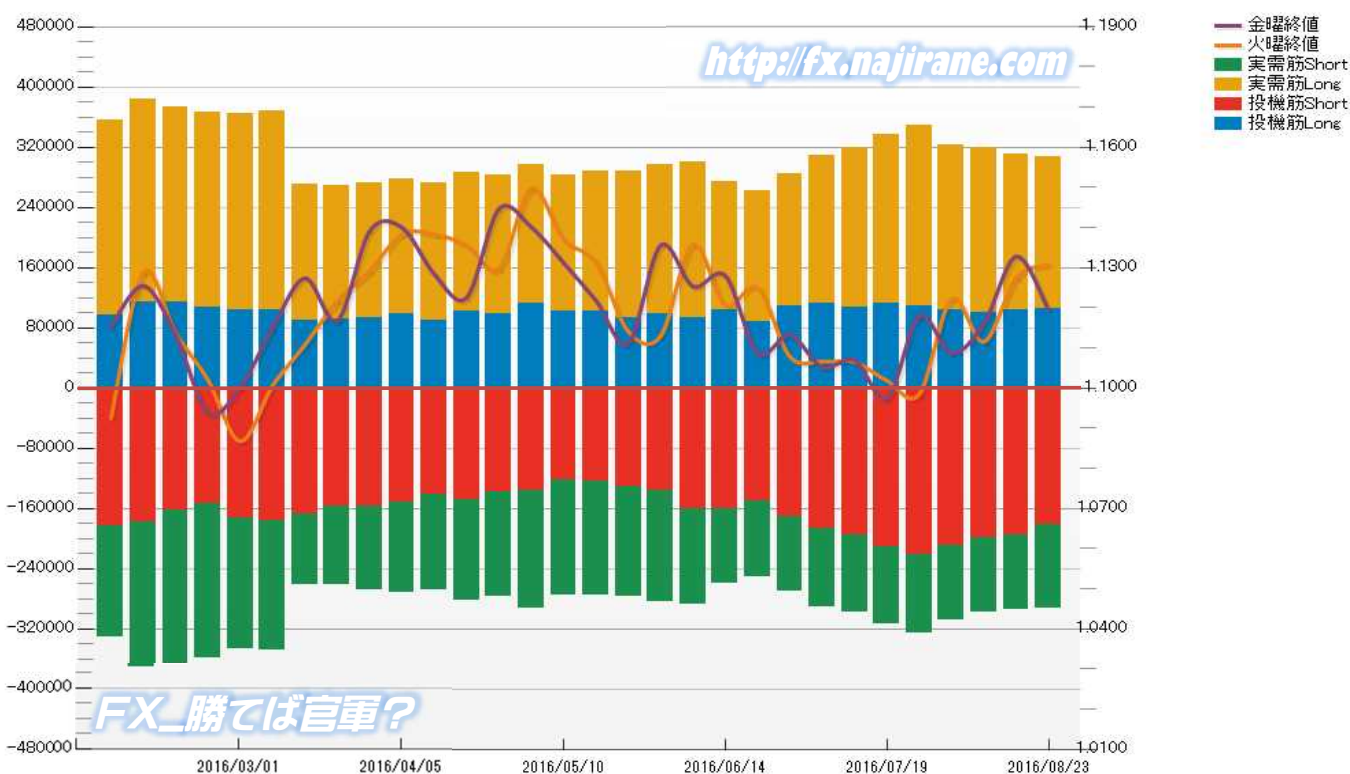


EURO FX - CHICAGO MERCANTILE EXCHANGE
FUTURES ONLY POSITIONS

Code-099741
2016/08/26 公表値

Date	投机筋集計				実需筋集計				投机筋+実需筋合計				ユーロドル終値	
	EUR買い	EUR売り	売り越し	売買計	EUR買い	EUR売り	売り越し	売買計	EUR買い	EUR売り	売り越し	売買計	火曜締め	金曜締め
2016/08/23	105374	182032	76658	287406	202180	111006	-91174	313186	307554	293038	-14516	600592	1.1308	1.1195
2016/08/16	103060	195568	92508	298628	208203	99798	-108405	308001	311263	295366	-15897	606629	1.1275	1.1328
2016/08/09	100442	198841	98399	299283	218984	99470	-119514	318454	319426	298311	-21115	617737	1.1115	1.1161
2016/08/02	104516	208619	104103	313135	218778	99452	-119326	318230	323294	308071	-15223	631365	1.1222	1.1087
2016/07/26	109193	221793	112600	330986	239073	103338	-135735	342411	348266	325131	-23135	673397	1.0985	1.1179
2016/07/19	111578	211469	99891	323047	225909	101654	-124255	327563	337487	313123	-24364	650610	1.1018	1.0974
2016/07/12	107635	195295	87660	302930	211520	103371	-108149	314891	319155	298666	-20489	617821	1.1065	1.1069
2016/07/05	112011	187338	75327	299349	197845	104095	-93750	301940	309856	291433	-18423	601289	1.1066	1.1052
2016/06/28	109580	171514	61934	281094	175747	99094	-76653	274841	285327	270608	-14719	555935	1.1078	1.1132
2016/06/21	88639	149985	61346	238624	174231	100833	-73398	275064	262870	250818	-12052	513688	1.1250	1.1087
2016/06/14	104510	160999	56489	265509	168953	98248	-70705	267201	273463	259247	-14216	532710	1.1207	1.1280
2016/06/07	93492	160604	67112	254096	207448	127910	-79538	335358	300940	288514	-12426	589454	1.1357	1.1253
2016/05/31	98218	135872	37654	234090	198726	148012	-50714	346738	296944	283884	-13060	580828	1.1130	1.1356
2016/05/24	93955	131850	37895	225805	193758	145257	-48501	339015	287713	277107	-10606	564820	1.1141	1.1111
2016/05/17	101723	124310	22587	226033	186065	151949	-34116	338014	287788	276259	-11529	564047	1.1313	1.1218
2016/05/10	101277	123149	21872	224426	181863	152379	-29484	334242	283140	275528	-7612	558668	1.1371	1.1312
2016/05/03	113034	136653	23619	249687	184524	156966	-27558	341490	297558	293619	-3939	591177	1.1497	1.1401
2016/04/26	99072	138739	39667	237811	182996	138270	-44726	321266	282068	277009	-5059	559077	1.1297	1.1446
2016/04/19	101211	148128	46917	249339	185459	133519	-51940	318978	286670	281647	-5023	568317	1.1356	1.1225
2016/04/12	89216	141267	52051	230483	182596	126793	-55803	309389	271812	268060	-3752	539872	1.1383	1.1284
2016/04/05	98014	151501	53487	249515	180268	120531	-59737	300799	278282	272032	-6250	550314	1.1384	1.1400
2016/03/29	93726	157537	63811	251263	178491	111140	-67351	289631	272217	268677	-3540	540894	1.1292	1.1391
2016/03/22	91334	157387	66053	248721	176950	103926	-73024	280876	268284	261313	-6971	529597	1.1217	1.1168
2016/03/15	90353	167908	77555	258261	180672	92859	-87813	273531	271025	260767	-10258	531792	1.1108	1.1274
2016/03/08	104165	176072	71907	280237	263377	173378	-89999	436755	367542	349450	-18092	716992	1.1006	1.1150
2016/03/01	103965	172506	68541	276471	260901	174403	-86498	435304	364866	346909	-17957	711775	1.0867	1.1002
2016/02/23	107566	154423	46857	261989	258954	205427	-53527	464381	366520	359850	-6670	726370	1.1020	1.0938
2016/02/16	113970	162175	48205	276145	258996	205232	-53764	464228	372966	367407	-5559	740373	1.1137	1.1132
2016/02/09	114607	177921	63314	292528	268586	194562	-74024	463148	383193	372483	-10710	755676	1.1288	1.1255
2016/02/02	96012	183085	87073	279097	259869	147872	-111997	407741	355881	330957	-24924	686838	1.0925	1.1153

EURO FX - CHICAGO MERCANTILE EXCHANGE
FUTURES ONLY POSITIONS Code-099741



CME Daily Volume

シカゴ・マーカントイル取引所 取扱高日次データ

FX_勝てば官軍?

<http://fx.najirane.com>

EU Euro		取扱高			当日含む前5営業日計			参考レート	
Date	CALL	PUT	FUTURE	CALL	PUT	FUTURE	Open	Close	
2016/8/25 (木)	4144	5721	104929	27165	25090	565626	1.1263	1.1285	
2016/8/24 (水)	6697	7219	122536	31221	27931	620946	1.1308	1.1264	
2016/8/23 (火)	6579	4263	109059	30453	27129	639072	1.1321	1.1308	
2016/8/22 (月)	4548	5033	104731	42234	34316	740271	1.1318	1.1321	
2016/8/19 (金)	5197	2854	124371	42064	33575	702973	1.1352	1.1328	
2016/8/18 (木)	8200	8562	160249	43278	35640	719089	1.1288	1.1353	
2016/8/17 (水)	5929	6417	140662	43568	35700	662731	1.1275	1.1288	
2016/8/16 (火)	18360	11450	210258	45197	37111	663904	1.1184	1.1275	
2016/8/15 (月)	4378	4292	67433	33272	36822	557841	1.1169	1.1184	
2016/8/12 (金)	6411	4919	140487	35971	40153	561453	1.1141	1.1161	

AUS Dollar		取扱高			当日含む前5営業日計			参考レート	
Date	CALL	PUT	FUTURE	CALL	PUT	FUTURE	Open	Close	
2016/8/25 (木)	1049	1056	60574	6310	8163	348754	0.7614	0.7618	
2016/8/24 (水)	1268	1812	69052	7164	9220	379731	0.7616	0.7613	
2016/8/23 (火)	1497	1813	67259	9588	9785	418025	0.7633	0.7616	
2016/8/22 (月)	1197	619	65966	9897	9536	478252	0.7612	0.7633	
2016/8/19 (金)	1299	2863	85903	9055	10205	475083	0.7685	0.7626	
2016/8/18 (木)	1903	2113	91551	8684	9852	479900	0.7659	0.7685	
2016/8/17 (水)	3692	2377	107346	8040	9048	459489	0.7698	0.7660	
2016/8/16 (火)	1806	1564	127486	7923	12180	448571	0.7676	0.7698	
2016/8/15 (月)	355	1288	62797	7527	11940	396450	0.7657	0.7676	
2016/8/12 (金)	928	2510	90720	7986	12054	394228	0.7699	0.7652	

CHE Franc		取扱高			当日含む前5営業日計			参考レート	
Date	CALL	PUT	FUTURE	CALL	PUT	FUTURE	Open	Close	
2016/8/25 (木)	76	163	16663	436	422	91767	1.0341	1.0334	
2016/8/24 (水)	76	178	19176	396	322	99205	1.0387	1.0340	
2016/8/23 (火)	1	1	13635	342	236	100504	1.0392	1.0387	
2016/8/22 (月)	227	33	17008	545	341	114455	1.0409	1.0391	
2016/8/19 (金)	56	47	25285	341	308	105879	1.0470	1.0424	
2016/8/18 (木)	36	63	24101	306	277	91631	1.0391	1.0470	
2016/8/17 (水)	22	92	20475	365	214	77758	1.0395	1.0392	
2016/8/16 (火)	204	106	27586	428	155	71180	1.0276	1.0395	
2016/8/15 (月)	23	0	8432	254	101	52580	1.0261	1.0278	
2016/8/12 (金)	21	16	11037	241	101	54030	1.0251	1.0256	

JPN Yen		取扱高			当日含む前5営業日計			参考レート	
Date	CALL	PUT	FUTURE	CALL	PUT	FUTURE	Open	Close	
2016/8/25 (木)	2105	2494	58089	10873	18845	372099	100.46	100.54	
2016/8/24 (水)	2486	6742	78444	13010	20622	434600	100.19	100.47	
2016/8/23 (火)	2389	3723	76626	14575	18802	473412	100.32	100.19	
2016/8/22 (月)	1791	1961	83874	20313	21256	529774	100.66	100.33	
2016/8/19 (金)	2102	3925	75066	20109	20390	506070	99.94	100.14	
2016/8/18 (木)	4242	4271	120590	20370	20985	542037	100.23	99.94	
2016/8/17 (水)	4051	4922	117256	17138	17880	481324	100.27	100.23	
2016/8/16 (火)	8127	6177	132988	16404	16313	445822	101.27	100.27	
2016/8/15 (月)	1587	1095	60170	12486	12973	373717	101.24	101.27	
2016/8/12 (金)	2363	4520	111033	17203	19367	387985	101.93	101.28	

CAN Dollar		取扱高			当日含む前5営業日計			参考レート	
Date	CALL	PUT	FUTURE	CALL	PUT	FUTURE	Open	Close	
2016/8/25 (木)	829	928	37403	6029	5330	248562	0.7735	0.7741	
2016/8/24 (水)	965	1061	48324	6247	7108	269719	0.7742	0.7733	
2016/8/23 (火)	995	948	50137	6076	7314	285990	0.7729	0.7742	
2016/8/22 (月)	1931	1353	54148	6243	7789	312245	0.7765	0.7729	
2016/8/19 (金)	1309	1040	58550	5443	7317	299290	0.7828	0.7777	
2016/8/18 (木)	1047	2706	58560	6816	7872	301741	0.7781	0.7828	
2016/8/17 (水)	794	1267	64595	7410	6631	307380	0.7779	0.7780	
2016/8/16 (火)	1162	1423	76392	8823	7439	328724	0.7737	0.7777	
2016/8/15 (月)	1131	881	41193	9880	7120	313878	0.7718	0.7735	
2016/8/12 (金)	2682	1595	61001	9377	7169	323116	0.7699	0.7715	

NZL Dollar		取扱高			当日含む前5営業日計			参考レート	
Date	CALL	PUT	FUTURE	CALL	PUT	FUTURE	Open	Close	
2016/8/25 (木)	0	0	21871	0	0	89373	0.7308	0.7300	
2016/8/24 (水)	0	0	20837	0	0	93247	0.7294	0.7308	
2016/8/23 (火)	0	0	18071	0	0	94355	0.7291	0.7294	
2016/8/22 (月)	0	0	16191	0	0	98849	0.7255	0.7291	
2016/8/19 (金)	0	0	16277	0	0	93295	0.7288	0.7275	
2016/8/18 (木)	0	0	22979	0	0	96604	0.7256	0.7288	
2016/8/17 (水)	0	0	25331	0	0	102385	0.7283	0.7255	
2016/8/16 (火)	0	0	12517	0	0	103022	0.7217	0.7283	
2016/8/15 (月)	0	0	19500	0	0	91265	0.7193	0.7217	
2016/8/12 (金)	0	0	22058	0	0	90609	0.7210	0.7201	

MEX Peso		取扱高			当日含む前5営業日計			参考レート	
Date	CALL	PUT	FUTURE	CALL	PUT	FUTURE	Open	Close	
2016/8/25 (木)	0	13	34727	511	171	217182	5.4171	5.4357	
2016/8/24 (水)	15	7	48859	545	158	230718	5.4038	5.4130	
2016/8/23 (火)	473	143	55254	583	303	249781	5.4751	5.3965	
2016/8/22 (月)	21	4	34798	397	414	248193	5.4605	5.4634	
2016/8/19 (金)	2	4	43544	469	414	258987	5.4536	5.4806	
2016/8/18 (木)	34	0	48263	483	634	268715	5.5332	5.5106	
2016/8/17 (水)	53	152	67922	1269	791	281907	5.5063	5.5025	
2016/8/16 (火)	287	254	53666	1281	674	260485	5.5578	5.5450	
2016/8/15 (月)	93	4	45592	1133	463	257329	5.5037	5.5297	
2016/8/12 (金)	16	224	53272	1081	474	247717	5.4709	5.4787	

IMM扱い8通貨/ダウ/日経/金/オイル/主要クロス円の過去5日及び過去5週の4本値

AUDUSD 5					CADUSD 5					CHFUSD 5				
Date	Open	High	Low	Close	Date	Open	High	Low	Close	Date	Open	High	Low	Close
2016/08/26	0.7618	0.7691	0.7552	0.7561	2016/08/26	0.7741	0.7793	0.7686	0.7692	2016/08/26	1.0334	1.0382	1.0212	1.0221
2016/08/25	0.7614	0.7639	0.7602	0.7618	2016/08/25	0.7734	0.7752	0.7728	0.7741	2016/08/25	1.0341	1.0372	1.0323	1.0334
2016/08/24	0.7616	0.7634	0.7589	0.7613	2016/08/24	0.7742	0.7751	0.7717	0.7734	2016/08/24	1.0387	1.0388	1.0326	1.0340
2016/08/23	0.7633	0.7655	0.7613	0.7616	2016/08/23	0.7729	0.7776	0.7724	0.7742	2016/08/23	1.0392	1.0423	1.0369	1.0387
2016/08/22	0.7612	0.7645	0.7584	0.7633	2016/08/22	0.7765	0.7768	0.7713	0.7729	2016/08/22	1.0409	1.0417	1.0364	1.0391

CNYUSD 5					EURUSD 5					GBPUSD 5				
Date	Open	High	Low	Close	Date	Open	High	Low	Close	Date	Open	High	Low	Close
2016/08/26	0.1499	0.1500	0.1496	0.1496	2016/08/26	1.1285	1.1340	1.1181	1.1195	2016/08/26	1.3188	1.3277	1.3122	1.3134
2016/08/25	0.1499	0.1500	0.1499	0.1500	2016/08/25	1.1263	1.1298	1.1260	1.1285	2016/08/25	1.3232	1.3264	1.3169	1.3188
2016/08/24	0.1502	0.1502	0.1500	0.1500	2016/08/24	1.1308	1.1312	1.1246	1.1264	2016/08/24	1.3202	1.3273	1.3162	1.3232
2016/08/23	0.1501	0.1504	0.1501	0.1502	2016/08/23	1.1321	1.1355	1.1303	1.1308	2016/08/23	1.3139	1.3211	1.3130	1.3202
2016/08/22	0.1501	0.1502	0.1498	0.1500	2016/08/22	1.1318	1.1330	1.1271	1.1321	2016/08/22	1.3071	1.3157	1.3035	1.3139

JPYUSD 5					MXNUSD 5					NZDUSD 5				
Date	Open	High	Low	Close	Date	Open	High	Low	Close	Date	Open	High	Low	Close
2016/08/26	0.9946	0.9992	0.9809	0.9819	2016/08/26	0.0544	0.0550	0.0538	0.0539	2016/08/26	0.7300	0.7380	0.7221	0.7229
2016/08/25	0.9954	0.9970	0.9939	0.9946	2016/08/25	0.0542	0.0544	0.0541	0.0544	2016/08/25	0.7308	0.7336	0.7287	0.7300
2016/08/24	0.9981	0.9990	0.9939	0.9954	2016/08/24	0.0540	0.0542	0.0538	0.0541	2016/08/24	0.7294	0.7335	0.7270	0.7308
2016/08/23	0.9968	1.0005	0.9961	0.9981	2016/08/23	0.0548	0.0549	0.0540	0.0540	2016/08/23	0.7291	0.7344	0.7274	0.7294
2016/08/22	0.9934	0.9978	0.9908	0.9967	2016/08/22	0.0546	0.0547	0.0544	0.0546	2016/08/22	0.7255	0.7326	0.7210	0.7291

Nikkei 225 - Japonia (NIKKEI) 5						
Date	Open	High	Low	Close	(ドル建て終値)	出来高
2016/08/26	16485.55	16490.53	16320.43	16360.71	162.92	0 1546086200
2016/08/25	16580.15	16628.79	16520.84	16555.95	164.88	929037120 1349195500
2016/08/24	16550.21	16648.07	16544.39	16597.30	165.51	911062016 1322878800
2016/08/23	16549.82	16663.64	16452.01	16497.36	164.81	1075619200 1582547400
2016/08/22	16599.26	16631.23	16540.94	16598.19	164.70	952953600 1408194000
週4本値	16599.26	16663.64	16320.43	16360.71	162.92	(N225銘柄計) (東証一部全体計)

XAUUSD 5					
Date	Open	High	Low	Close	Volume
2016/08/19	1352.56	1352.80	1337.64	1340.55	0
2016/08/18	1348.99	1356.24	1345.96	1351.95	0
2016/08/17	1346.04	1351.89	1337.18	1349.19	0
2016/08/16	1339.83	1358.39	1339.60	1346.46	0
2016/08/15	1338.44	1343.93	1335.81	1339.40	0
週4本値	1338.44	1358.39	1335.81	1340.55	

Dow Jones Industrial - USA (DJIA) 5					
Date	Open	High	Low	Close	出来高
2016/08/26	18467.92	18572.09	18335.34	18395.40	78727278
2016/08/25	18471.21	18497.68	18431.46	18448.41	64480387
2016/08/24	18537.50	18539.15	18448.27	18481.48	72267424
2016/08/23	18568.94	18631.60	18545.52	18547.30	73988081
2016/08/22	18535.86	18570.92	18466.86	18529.42	73454184
週4本値	18535.86	18631.60	18335.34	18395.40	78727278

Historical Data by **Stooq**
 Historical Data by **MarketNewsline** (ダウと日経)
 Arrangement by **FX_勝てば官軍?**

Crude Light Oil 5						
Date	Open	High	Low	Close	Volume	
2016/08/26	47.38	48.45	46.99	47.33	0	
2016/08/25	46.79	47.44	46.43	47.37	0	
2016/08/24	47.56	47.73	46.47	46.78	1329160	
2016/08/23	47.38	48.28	46.63	47.62	1003835	
2016/08/22	48.89	48.93	47.34	47.38	801808	
週4本値	48.89	48.93	46.43	47.33		

USDJPY 5					EURJPY 5					GBPJPY 5				
日付	始値	高値	安値	終値	日付	始値	高値	安値	終値	日付	始値	高値	安値	終値
2016/08/26	100.54	101.94	100.08	101.84	2016/08/26	113.46	114.13	113.15	114.01	2016/08/26	132.60	133.88	132.39	133.76
2016/08/25	100.46	100.62	100.31	100.54	2016/08/25	113.16	113.58	113.10	113.46	2016/08/25	132.93	133.29	132.40	132.60
2016/08/24	100.19	100.61	100.10	100.47	2016/08/24	113.30	113.57	112.80	113.17	2016/08/24	132.28	133.31	131.98	132.93
2016/08/23	100.32	100.39	99.95	100.19	2016/08/23	113.57	113.73	113.22	113.30	2016/08/23	131.81	132.33	131.47	132.28
2016/08/22	100.66	100.93	100.23	100.33	2016/08/22	113.94	113.94	113.42	113.58	2016/08/22	131.58	132.16	131.16	131.82

USDJPY Weekly 28					EURJPY Weekly 28					GBPJPY Weekly 28				
日付	始値	高値	安値	終値	日付	始値	高値	安値	終値	日付	始値	高値	安値	終値
2016/08/26	100.66	101.94	99.95	101.84	2016/08/26	113.94	114.13	112.80	114.01	2016/08/26	131.58	133.88	131.16	133.76
2016/08/19	101.24	101.45	99.55	100.14	2016/08/19	113.08	113.93	112.37	113.44	2016/08/19	130.83	132.22	129.26	131.03
2016/08/12	101.93	102.65	100.85	101.28	2016/08/12	113.01	114.03	112.71	113.04	2016/08/12	133.32	134.03	130.40	130.74
2016/08/05	102.20	102.82	100.68	101.78	2016/08/05	114.27	114.81	112.32	112.84	2016/08/05	135.34	136.27	132.26	133.05
2016/07/29	106.20	106.72	101.98	102.05	2016/07/29	116.51	117.15	113.88	114.08	2016/07/29	139.38	140.14	134.95	135.12

先週のIMM取り扱い対ドル8通貨チャート

※ 赤点線は週最高値/青点線は週最低安値、BB中心線はSMA21

2016/08/22 ~ 2016/08/26

Chart by OANDA Japan MetaTrader4

