

JAPANESE YEN - CHICAGO MERCANTILE EXCHANGE

Code-097741

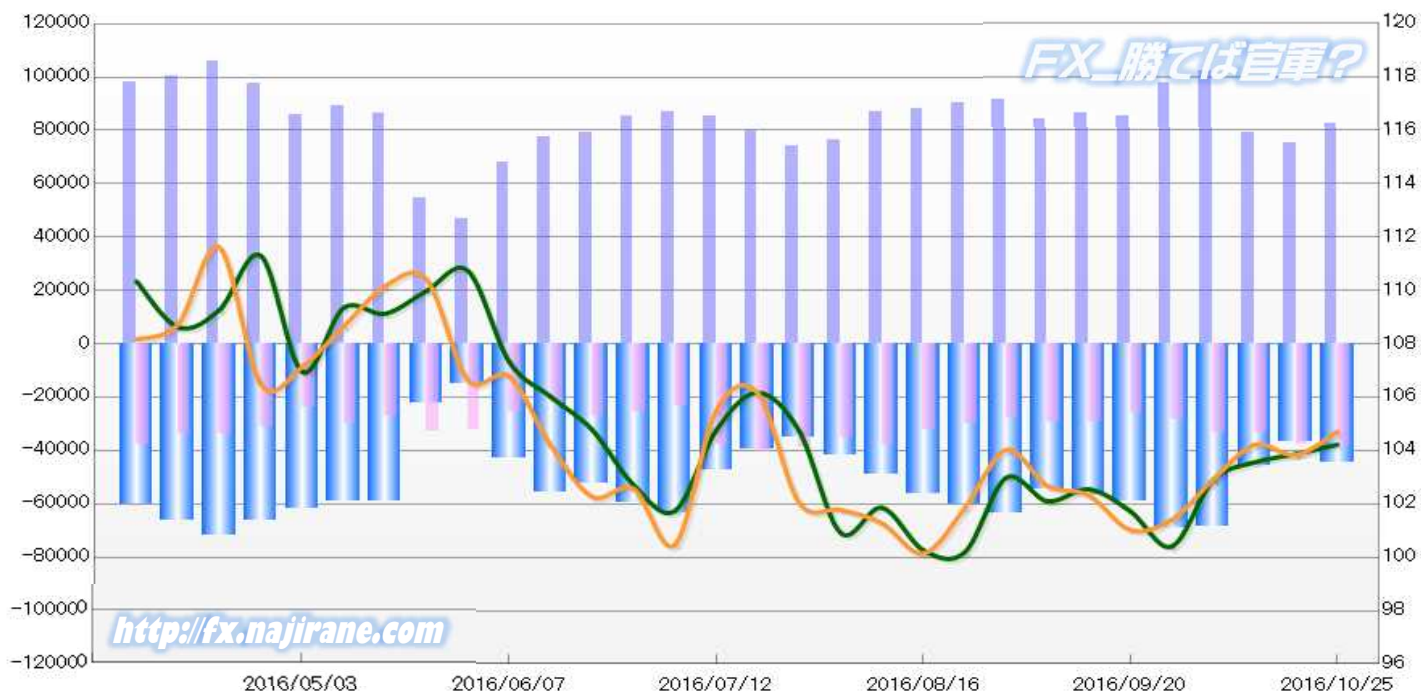
2016/05/03 ~ 2016/10/25

2016/10/28 NYクロース時公表値

Report_Date	Non Commercial Positions												火曜日 引け値	金曜日 引け値
	Long	増減	増減(%)	Short	増減	増減(%)	売り越し	増減	増減(%)	売買計	増減	増減(%)		
2016/10/25	82385	7419	9.9%	37790	-185	-0.5%	-44595	7604	20.6%	120175	7234	6.4%	104.22	104.71
2016/10/18	74966	-4313	-5.4%	37975	4605	13.8%	-36991	-8918	-19.4%	112941	292	0.3%	103.87	103.83
2016/10/11	79279	-22707	-22.3%	33370	79	0.2%	-45909	-22786	-33.2%	112649	-22628	-16.7%	103.56	104.22
2016/10/04	101986	4554	4.7%	33291	4751	16.6%	-68695	-197	-0.3%	135277	9305	7.4%	102.90	102.91
2016/09/27	97432	12315	14.5%	28540	2208	8.4%	-68892	10107	17.2%	125972	14523	13.0%	100.41	101.41
2016/09/20	85117	-1023	-1.2%	26332	-2962	-10.1%	-58785	1939	3.4%	111449	-3985	-3.5%	101.73	101.03
2016/09/13	86140	2172	2.6%	29294	-185	-0.6%	-56846	2357	4.3%	115434	1987	1.8%	102.55	102.32
2016/09/06	83968	-7602	-8.3%	29479	1570	5.6%	-54489	-9172	-14.4%	113447	-6032	-5.0%	102.10	102.68
2016/08/30	91570	1183	1.3%	27909	-2162	-7.2%	-63661	3345	5.5%	119479	-979	-0.8%	102.98	104.03
2016/08/23	90387	2114	2.4%	30071	-2196	-6.8%	-60316	4310	7.7%	120458	-82	-0.1%	100.19	101.84
2016/08/16	88273	1554	1.8%	32267	-5621	-14.8%	-56006	7175	14.7%	120540	-4067	-3.3%	100.27	100.14
2016/08/09	86719	10144	13.2%	37888	3013	8.6%	-48831	7131	17.1%	124607	13157	11.8%	101.86	101.28
2016/08/02	76575	2501	3.4%	34875	-4241	-10.8%	-41700	6742	19.3%	111450	-1740	-1.5%	100.92	101.78
2016/07/26	74074	-5790	-7.2%	39116	-1395	-3.4%	-34958	-4395	-11.2%	113190	-7185	-6.0%	104.74	102.05
2016/07/19	79864	-5500	-6.4%	40511	2692	7.1%	-39353	-8192	-17.2%	120375	-2808	-2.3%	106.17	106.16
2016/07/12	85364	-1673	-1.9%	37819	14350	61.1%	-47545	-16023	-25.2%	123183	12677	11.5%	104.76	105.49
2016/07/05	87037	1544	1.8%	23469	-2274	-8.8%	-63568	3818	6.4%	110506	-730	-0.7%	101.74	100.47
2016/06/28	85493	6095	7.7%	25743	-1359	-5.0%	-59750	7454	14.3%	111236	4736	4.4%	102.71	102.57
2016/06/21	79398	1695	2.2%	27102	5089	23.1%	-52296	-3394	-6.1%	106500	6784	6.8%	104.78	102.27
2016/06/14	77703	9466	13.9%	22013	-3371	-13.3%	-55690	12837	30.0%	99716	6095	6.5%	106.02	104.19
2016/06/07	68237	21273	45.3%	25384	-6743	-21.0%	-42853	28016	188.8%	93621	14530	18.4%	107.33	106.78
2016/05/31	46964	-7828	-14.3%	32127	-606	-1.9%	-14837	-7222	-32.7%	79091	-8434	-9.6%	110.74	106.64
2016/05/24	54792	-31373	-36.4%	32733	5487	20.1%	-22059	-36860	-62.6%	87525	-25886	-22.8%	109.98	110.42
2016/05/17	86165	-2732	-3.1%	27246	-2604	-8.7%	-58919	-128	-0.2%	113411	-5336	-4.5%	109.13	110.16
2016/05/10	88897	3270	3.8%	29850	5744	23.8%	-59047	-2474	-4.0%	118747	9014	8.2%	109.35	108.65
2016/05/03	85627			24106			-61521			109733			106.95	107.14

JAPANESE YEN - CHICAGO MERCANTILE EXCHANGE
FUTURES ONLY POSITIONS

— 金曜終値 — 火曜終値 — Short枚数 — Long枚数 ■ 売り越し枚数(マイナスの場合は買越しと読替え)



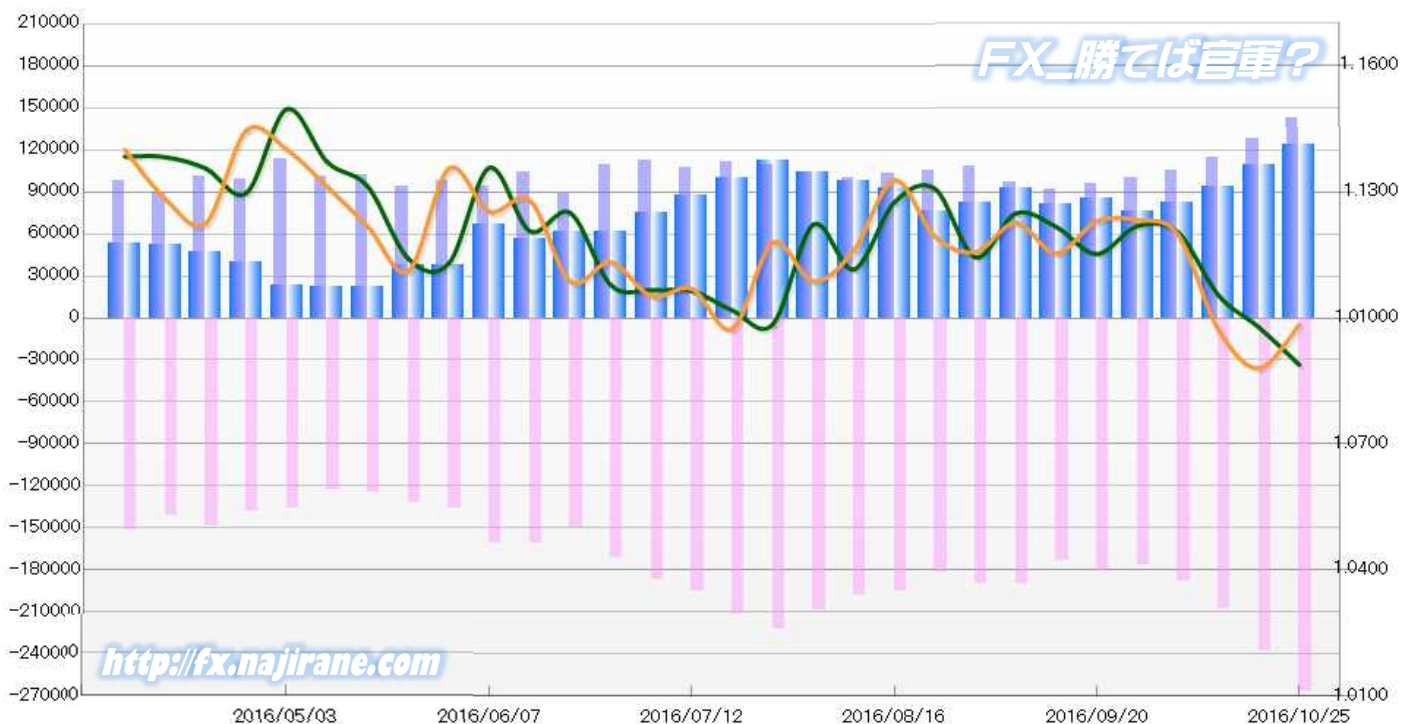
EURO FX - CHICAGO MERCANTILE EXCHANGE
2016/05/03 ~ 2016/10/25

Code-099741
2016/10/28 NYクローズ時公表値

Report_Date	Non Commercial Positions												火曜日 引け値	金曜日 引け値
	Long	増減		Short	増減		売り越し	増減		売買計	増減			
2016/10/25	142881	14700	11.5%	266737	29288	12.3%	123856	14588	13.4%	409618	43988	12.0%	1.0889	1.0984
2016/10/18	128181	13897	12.2%	237449	29693	14.3%	109268	15796	16.9%	365630	43590	13.5%	1.0978	1.0880
2016/10/11	114284	8650	8.2%	207756	20063	10.7%	93472	11413	13.9%	322040	28713	9.8%	1.1054	1.0972
2016/10/04	105634	5142	5.1%	187693	11171	6.3%	82059	6029	7.9%	293327	16313	5.9%	1.1204	1.1199
2016/09/27	100492	4794	5.0%	176522	-4201	-2.3%	76030	-8995	-10.6%	277014	593	0.2%	1.1219	1.1233
2016/09/20	95698	3915	4.3%	180723	7465	4.3%	85025	3550	4.4%	276421	11380	4.3%	1.1152	1.1230
2016/09/13	91783	-5541	-5.7%	173258	-16696	-8.8%	81475	-11155	-12.0%	265041	-22237	-7.7%	1.1217	1.1154
2016/09/06	97324	-10937	-10.1%	189954	-232	-0.1%	92630	10705	13.1%	287278	-11169	-3.7%	1.1249	1.1226
2016/08/30	108261	2887	2.7%	190186	8154	4.5%	81925	5267	6.9%	298447	11041	3.8%	1.1144	1.1157
2016/08/23	105374	2314	2.2%	182032	-13536	-6.9%	76658	-15850	-17.1%	287406	-11222	-3.8%	1.1308	1.1195
2016/08/16	103060	2618	2.6%	195568	-3273	-1.6%	92508	-5891	-6.0%	298628	-655	-0.2%	1.1275	1.1328
2016/08/09	100442	-4074	-3.9%	198841	-9778	-4.7%	98399	-5704	-5.5%	299283	-13852	-4.4%	1.1115	1.1161
2016/08/02	104516	-4677	-4.3%	208619	-13174	-5.9%	104103	-8497	-7.5%	313135	-17851	-5.4%	1.1222	1.1087
2016/07/26	109193	-2385	-2.1%	221793	10324	4.9%	112600	12709	12.7%	330986	7939	2.5%	1.0985	1.1179
2016/07/19	111578	3943	3.7%	211469	16174	8.3%	99891	12231	14.0%	323047	20117	6.6%	1.1018	1.0974
2016/07/12	107635	-4376	-3.9%	195295	7957	4.2%	87660	12333	16.4%	302930	3581	1.2%	1.1065	1.1069
2016/07/05	112011	2431	2.2%	187338	15824	9.2%	75327	13393	21.6%	299349	18255	6.5%	1.1066	1.1052
2016/06/28	109580	20941	23.6%	171514	21529	14.4%	61934	588	1.0%	281094	42470	17.8%	1.1078	1.1132
2016/06/21	88639	-15871	-15.2%	149985	-11014	-6.8%	61346	4857	8.6%	238624	-26885	-10.1%	1.1250	1.1087
2016/06/14	104510	11018	11.8%	160999	395	0.2%	56489	-10623	-15.8%	265509	11413	4.5%	1.1207	1.1280
2016/06/07	93492	-4726	-4.8%	160604	24732	18.2%	67112	29458	78.2%	254096	20006	8.5%	1.1357	1.1253
2016/05/31	98218	4263	4.5%	135872	4022	3.1%	37654	-241	-0.6%	234090	8285	3.7%	1.1130	1.1356
2016/05/24	93955	-7768	-7.6%	131850	7540	6.1%	37895	15308	67.8%	225805	-228	-0.1%	1.1141	1.1111
2016/05/17	101723	446	0.4%	124310	1161	0.9%	22587	715	3.3%	226033	1607	0.7%	1.1313	1.1218
2016/05/10	101277	-11757	-10.4%	123149	-13504	-9.9%	21872	-1747	-7.4%	224426	-25261	-10.1%	1.1371	1.1312
2016/05/03	113034			136653			23619			249687			1.1497	1.1401

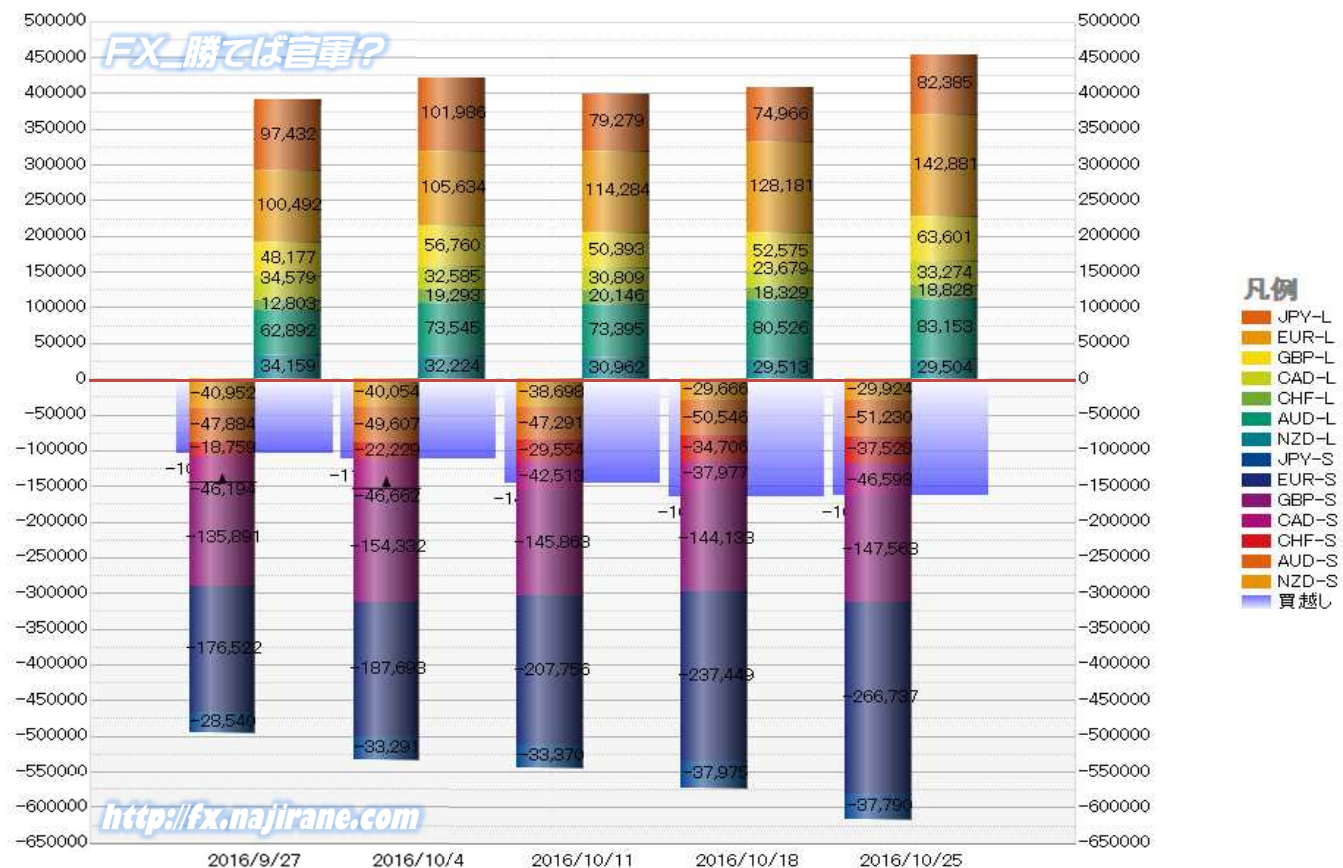
EURO FX - CHICAGO MERCANTILE EXCHANGE
FUTURES ONLY POSITIONS

— 金曜締め週終値 — 火曜締め週終値 — Short枚数 — Long枚数 — 売り越し枚数(マイナスの場合は買越しと読替え)



	2016/09/27			2016/10/04			2016/10/11			2016/10/18			2016/10/25		
	Long	Short	売り越し	Long	Short	売り越し	Long	Short	売り越し	Long	Short	売り越し	Long	Short	売り越し
JPY	97432	28540	-68892	101986	33291	-68695	79279	33370	-45909	74966	37975	-36991	82385	37790	-44595
	前週比 枚数増減 (枚)			4554	4751	-197	-22707	79	-22786	-4313	4605	-8918	7419	-185	7604
	前週比 枚数増減 (%)			4.67%	16.65%	-0.29%	-22.26%	0.24%	-33.17%	-5.44%	13.80%	-19.43%	9.90%	-0.49%	20.56%
EUR	100492	176522	76030	105634	187693	82059	114284	207756	93472	128181	237449	109268	142881	266737	123856
	前週比 枚数増減 (枚)			5142	11171	6029	8650	20063	11413	13897	29693	15796	14700	29288	14588
	前週比 枚数増減 (%)			5.12%	6.33%	7.93%	8.19%	10.69%	13.91%	12.16%	14.29%	16.90%	11.47%	12.33%	13.35%
GBP	48177	135891	87714	56760	154332	97572	50393	145863	95470	52575	144133	91558	63601	147563	83962
	前週比 枚数増減 (枚)			8583	18441	9858	-6367	-8469	-2102	2182	-1730	-3912	11026	3430	-7596
	前週比 枚数増減 (%)			17.82%	13.57%	11.24%	-11.22%	-5.49%	-2.15%	4.33%	-1.19%	-4.10%	20.97%	2.38%	-8.30%
AUD	62892	47884	-15008	73545	49607	-23938	73395	47291	-26104	80526	50546	-29980	83153	51230	-31923
	前週比 枚数増減 (枚)			10653	1723	8930	-150	-2316	2166	7131	3255	3876	2627	684	1943
	前週比 枚数増減 (%)			16.94%	3.60%	59.50%	-0.20%	-4.67%	9.05%	9.72%	6.88%	14.85%	3.26%	1.35%	6.48%
CAD	34579	46194	11615	32585	46662	14077	30809	42513	11704	23679	37977	14298	33274	46598	13324
	前週比 枚数増減 (枚)			-1994	468	2462	-1776	-4149	-2373	-7130	-4536	2594	9595	8621	-974
	前週比 枚数増減 (%)			-5.77%	1.01%	21.20%	-5.45%	-8.89%	-16.86%	-23.14%	-10.67%	22.16%	40.52%	22.70%	-6.81%
CHF	12803	18759	5956	19293	22229	2936	20146	29554	9408	18329	34706	16377	18828	37528	18700
	前週比 枚数増減 (枚)			6490	3470	-3020	853	7325	6472	-1817	5152	6969	499	2822	2323
	前週比 枚数増減 (%)			50.69%	18.50%	-50.71%	4.42%	32.95%	220.44%	-9.02%	17.43%	74.08%	2.72%	8.13%	14.18%
NZD	34159	40952	6793	32224	40054	7830	30962	38698	7736	29513	29666	153	29504	29924	420
	前週比 枚数増減 (枚)			-1935	-898	1037	-1262	-1356	-94	-1449	-9032	-7583	-9	258	267
	前週比 枚数増減 (%)			-5.66%	-2.19%	15.27%	-3.92%	-3.39%	-1.20%	-4.68%	-23.34%	-98.02%	-0.03%	0.87%	174.51%
MXN	24865	110738	85873	22358	108250	85892	38060	89852	51792	33364	64083	30719	28677	54020	25343
	前週比 枚数増減 (枚)			-2507	-2488	19	15702	-18398	-34100	-4696	-25769	-21073	-4687	-10063	-5376
	前週比 枚数増減 (%)			-10.08%	-2.25%	0.02%	70.23%	-17.00%	-39.70%	-12.34%	-28.68%	-40.69%	-14.05%	-15.70%	-17.50%
Total All 8	415399	605480	190081	444385	642118	197733	437328	634897	197569	441133	636535	195402	482303	671390	189087
	前週比 枚数増減 (枚)			28986	36638	7652	-7057	-7221	-164	3805	1638	-2167	41170	34855	-6315
	前週比 枚数増減 (%)			6.98%	6.05%	4.03%	-1.59%	-1.12%	-0.08%	0.87%	0.26%	-1.10%	9.33%	5.48%	-3.23%
Total 7 (MXN除)	390534	494742	104208	422027	533868	111841	399268	545045	145777	407769	572452	164683	453626	617370	163744
	前週比 枚数増減 (枚)			31493	39126	7633	-22759	11177	33936	8501	27407	18906	45857	44918	-939
	前週比 枚数増減 (%)			8.1%	7.9%	7.3%	-5.4%	2.1%	30.3%	2.1%	5.0%	13.0%	11.2%	7.8%	-0.6%

直近5週 CFTC IMM主要7通貨の構成

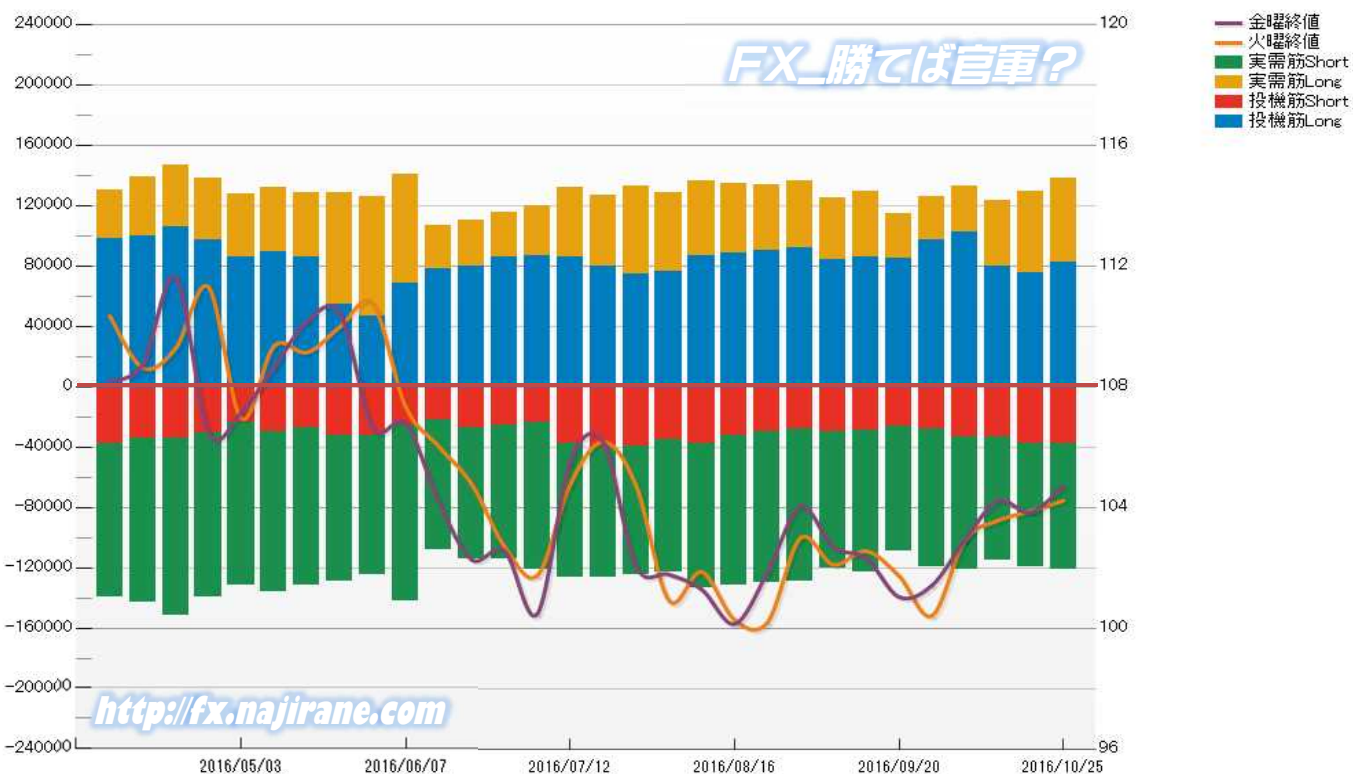


JAPANESE YEN - CHICAGO MERCANTILE EXCHANGE
FUTURES ONLY POSITIONS

Code-097741
2016/10/28 公表値

Date	投機筋集計				実需筋集計				投機筋+実需筋合計				ドル円終値	
	円買い	円売り	売り越し	売買計	円買い	円売り	売り越し	売買計	円買い	円売り	売り越し	売買計	火曜締め	金曜締め
2016/10/25	82385	37790	-44595	120175	55555	83712	28157	139267	137940	121502	-16438	259442	104.22	104.71
2016/10/18	74966	37975	-36991	112941	54359	81884	27525	136243	129325	119859	-9466	249184	103.87	103.83
2016/10/11	79279	33370	-45909	112649	43806	81544	37738	125350	123085	114914	-8171	237999	103.56	104.22
2016/10/04	101986	33291	-68695	135277	30627	87820	57193	118447	132613	121111	-11502	253724	102.90	102.91
2016/09/27	97432	28540	-68892	125972	28326	90589	62263	118915	125758	119129	-6629	244887	100.41	101.41
2016/09/20	85117	26332	-58785	111449	29715	83021	53306	112736	114832	109353	-5479	224185	101.73	101.03
2016/09/13	86140	29294	-56846	115434	43492	93700	50208	137192	129632	122994	-6638	252626	102.55	102.32
2016/09/06	83968	29479	-54489	113447	41120	91024	49904	132144	125088	120503	-4585	245591	102.10	102.68
2016/08/30	91570	27909	-63661	119479	44366	101570	57204	145936	135936	129479	-6457	265415	102.98	104.03
2016/08/23	90387	30071	-60316	120458	43245	99482	56237	142727	133632	129553	-4079	263185	100.19	101.84
2016/08/16	88273	32267	-56006	120540	46280	99196	52916	145476	134553	131463	-3090	266016	100.27	100.14
2016/08/09	86719	37888	-48831	124607	49619	95343	45724	144962	136338	133231	-3107	269569	101.86	101.28
2016/08/02	76575	34875	-41700	111450	51707	88074	36367	139781	128282	122949	-5333	251231	100.92	101.78
2016/07/26	74074	39116	-34958	113190	58947	85458	26511	144405	133021	124574	-8447	257595	104.74	102.05
2016/07/19	79864	40511	-39353	120375	46993	85719	38726	132712	126857	126230	-627	253087	106.17	106.16
2016/07/12	85364	37819	-47545	123183	46842	88850	42008	135692	132206	126669	-5537	258875	104.76	105.49
2016/07/05	87037	23469	-63568	110506	32637	97652	65015	130289	119674	121121	1447	240795	101.74	100.47
2016/06/28	85493	25743	-59750	111236	30249	88316	58067	118565	115742	114059	-1683	229801	102.71	102.57
2016/06/21	79398	27102	-52296	106500	30450	86992	56542	117442	109848	114094	4246	223942	104.78	102.27
2016/06/14	77703	22013	-55690	99716	28678	86062	57384	114740	106381	108075	1694	214456	106.02	104.19
2016/06/07	68237	25384	-42853	93621	72616	116477	43861	189093	140853	141861	1008	282714	107.33	106.78
2016/05/31	46964	32127	-14837	79091	78749	92275	13526	171024	125713	124402	-1311	250115	110.74	106.64
2016/05/24	54792	32733	-22059	87525	73603	96638	23035	170241	128395	129371	976	257766	109.98	110.42
2016/05/17	86165	27246	-58919	113411	41969	104408	62439	146377	128134	131654	3520	259788	109.13	110.16
2016/05/10	88897	29850	-59047	118747	43309	106603	63294	149912	132206	136453	4247	268659	109.35	108.65
2016/05/03	85627	24106	-61521	109733	41904	107399	65495	149303	127531	131505	3974	259036	106.95	107.14
2016/04/26	97470	30972	-66498	128442	40734	108419	67685	149153	138204	139391	1187	277595	111.30	106.48
2016/04/19	105710	33840	-71870	139550	41258	118087	76829	159345	146968	151927	4959	298895	109.27	111.62
2016/04/12	100120	33930	-66190	134050	38652	109410	70758	148062	138772	143340	4568	282112	108.62	108.73
2016/04/05	98130	38057	-60073	136187	32451	101508	69057	133959	130581	139565	8984	270146	110.34	108.17

JAPANESE YEN - CHICAGO MERCANTILE EXCHANGE
FUTURES ONLY POSITIONS Code-097741



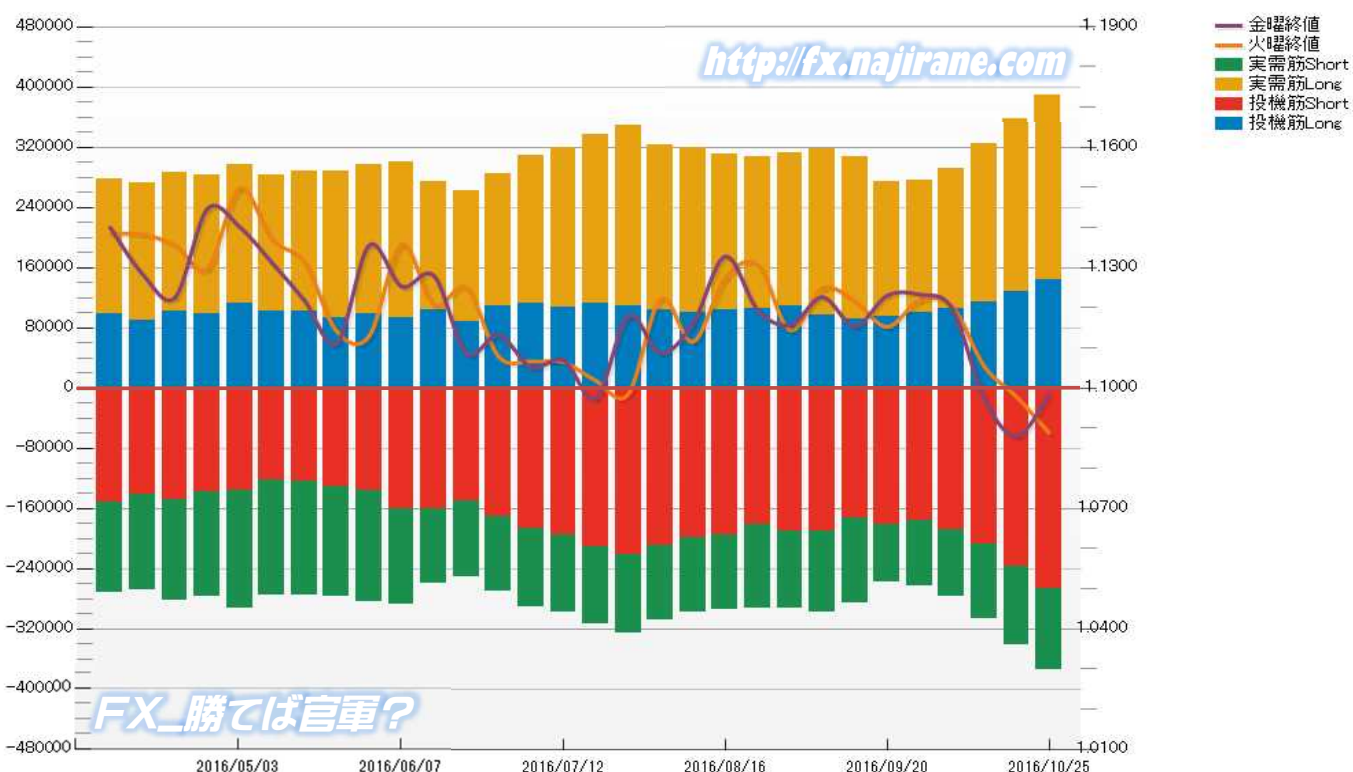
<http://fx.najirane.com>

**EURO FX - CHICAGO MERCANTILE EXCHANGE
FUTURES ONLY POSITIONS**

**Code-099741
2016/10/28 公表値**

Date	投机筋集計				実需筋集計				投机筋+実需筋合計				ユーロドル終値	
	EUR買い	EUR売り	売り越し	売買計	EUR買い	EUR売り	売り越し	売買計	EUR買い	EUR売り	売り越し	売買計	火曜締め	金曜締め
2016/10/25	142881	266737	123856	409618	246230	108147	-138083	354377	389111	374884	-14227	763995	1.0889	1.0984
2016/10/18	128181	237449	109268	365630	230197	104790	-125407	334987	358378	342239	-16139	700617	1.0978	1.0880
2016/10/11	114284	207756	93472	322040	209879	99131	-110748	309010	324163	306887	-17276	631050	1.1054	1.0972
2016/10/04	105634	187693	82059	293327	186827	89483	-97344	276310	292461	277176	-15285	569637	1.1204	1.1199
2016/09/27	100492	176522	76030	277014	174828	86986	-87842	261814	275320	263508	-11812	538828	1.1219	1.1233
2016/09/20	95698	180723	85025	276421	177910	77967	-99943	255877	273608	258690	-14918	532298	1.1152	1.1230
2016/09/13	91783	173258	81475	265041	216048	112825	-103223	328873	307831	286083	-21748	593914	1.1217	1.1154
2016/09/06	97324	189954	92630	287278	220781	107441	-113340	328222	318105	297395	-20710	615500	1.1249	1.1226
2016/08/30	108261	190186	81925	298447	204241	103433	-100808	307674	312502	293619	-18883	606121	1.1144	1.1157
2016/08/23	105374	182032	76658	287406	202180	111006	-91174	313186	307554	293038	-14516	600592	1.1308	1.1195
2016/08/16	103060	195568	92508	298628	208203	99798	-108405	308001	311263	295366	-15897	606629	1.1275	1.1328
2016/08/09	100442	198841	98399	299283	218984	99470	-119514	318454	319426	298311	-21115	617737	1.1115	1.1161
2016/08/02	104516	208619	104103	313135	218778	99452	-119326	318230	323294	308071	-15223	631365	1.1222	1.1087
2016/07/26	109193	221793	112600	330986	239073	103338	-135735	342411	348266	325131	-23135	673397	1.0985	1.1179
2016/07/19	111578	211469	99891	323047	225909	101654	-124255	327563	337487	313123	-24364	650610	1.1018	1.0974
2016/07/12	107635	195295	87660	302930	211520	103371	-108149	314891	319155	298666	-20489	617821	1.1065	1.1069
2016/07/05	112011	187338	75327	299349	197845	104095	-93750	301940	309856	291433	-18423	601289	1.1066	1.1052
2016/06/28	109580	171514	61934	281094	175747	99094	-76653	274841	285327	270608	-14719	555935	1.1078	1.1132
2016/06/21	88639	149985	61346	238624	174231	100833	-73398	275064	262870	250818	-12052	513688	1.1250	1.1087
2016/06/14	104510	160999	56489	265509	168953	98248	-70705	267201	273463	259247	-14216	532710	1.1207	1.1280
2016/06/07	93492	160604	67112	254096	207448	127910	-79538	335358	300940	288514	-12426	589454	1.1357	1.1253
2016/05/31	98218	135872	37654	234090	198726	148012	-50714	346738	296944	283884	-13060	580828	1.1130	1.1356
2016/05/24	93955	131850	37895	225805	193758	145257	-48501	339015	287713	277107	-10606	564820	1.1141	1.1111
2016/05/17	101723	124310	22587	226033	186065	151949	-34116	338014	287788	276259	-11529	564047	1.1313	1.1218
2016/05/10	101277	123149	21872	224426	181863	152379	-29484	334242	283140	275528	-7612	558668	1.1371	1.1312
2016/05/03	113034	136653	23619	249687	184524	156966	-27558	341490	297558	293619	-3939	591177	1.1497	1.1401
2016/04/26	99072	138739	39667	237811	182996	138270	-44726	321266	282068	277009	-5059	559077	1.1297	1.1446
2016/04/19	101211	148128	46917	249339	185459	133519	-51940	318978	286670	281647	-5023	568317	1.1356	1.1225
2016/04/12	89216	141267	52051	230483	182596	126793	-55803	309389	271812	268060	-3752	539872	1.1383	1.1284
2016/04/05	98014	151501	53487	249515	180268	120531	-59737	300799	278282	272032	-6250	550314	1.1384	1.1400

**EURO FX - CHICAGO MERCANTILE EXCHANGE
FUTURES ONLY POSITIONS Code-099741**



CME Daily Volume

シカゴ・マーカントイル取引所 取扱高日次データ

FX_勝てば官軍?

<http://fx.najirane.com>

EU Euro	取扱高			当日含む前5営業日計			参考レート	
	CALL	PUT	FUTURE	CALL	PUT	FUTURE	Open	Close
2016/10/27 (木)	5841	12100	150813	42357	51360	732074	1.0907	1.0898
2016/10/26 (水)	7020	5754	161784	54274	55959	787479	1.0888	1.0907
2016/10/25 (火)	8474	8215	152199	53769	58354	744628	1.0875	1.0889
2016/10/24 (月)	6464	3284	115426	51326	57097	724289	1.0881	1.0875
2016/10/21 (金)	14558	22007	151852	47851	57111	719443	1.0925	1.0880
2016/10/20 (木)	17758	16699	206218	41241	44693	733522	1.0974	1.0925
2016/10/19 (水)	6515	8149	118933	32625	35041	712733	1.0979	1.0974
2016/10/18 (火)	6031	6958	131860	38234	40005	784587	1.0999	1.0978
2016/10/17 (月)	2989	3298	110580	44033	52872	838700	1.0970	1.1000
2016/10/14 (金)	7948	9589	165931	44776	54209	817150	1.1055	1.0972

AUS Dollar	取扱高			当日含む前5営業日計			参考レート	
	CALL	PUT	FUTURE	CALL	PUT	FUTURE	Open	Close
2016/10/27 (木)	791	974	82059	6659	6739	406213	0.7645	0.7589
2016/10/26 (水)	1055	1483	110679	7521	7789	438069	0.7645	0.7645
2016/10/25 (火)	1822	1636	79135	8761	8023	419597	0.7599	0.7646
2016/10/24 (月)	1496	1347	58064	7802	8241	427803	0.7605	0.7600
2016/10/21 (金)	1495	1299	76276	7070	8415	433113	0.7625	0.7600
2016/10/20 (木)	1653	2024	113915	8510	10025	473743	0.7719	0.7626
2016/10/19 (水)	2295	1717	92207	8545	9985	470950	0.7673	0.7719
2016/10/18 (火)	863	1854	87341	7805	13088	472440	0.7633	0.7672
2016/10/17 (月)	764	1521	63374	10315	13990	479200	0.7618	0.7634
2016/10/14 (金)	2935	2909	116906	10167	13260	473496	0.7566	0.7607

CHE Franc	取扱高			当日含む前5営業日計			参考レート	
	CALL	PUT	FUTURE	CALL	PUT	FUTURE	Open	Close
2016/10/27 (木)	14	0	9	466	0	826	1.0065	1.0064
2016/10/26 (水)	166	0	229	829	0	895	1.0058	1.0065
2016/10/25 (火)	161	0	472	663	0	826	1.0060	1.0058
2016/10/24 (月)	21	0	13	547	0	356	1.0057	1.0061
2016/10/21 (金)	104	0	103	678	0	493	1.0071	1.0065
2016/10/20 (木)	377	0	78	586	0	391	1.0112	1.0071
2016/10/19 (水)	0	0	160	286	0	378	1.0100	1.0112
2016/10/18 (火)	45	0	2	287	0	233	1.0110	1.0101
2016/10/17 (月)	152	0	150	267	0	501	1.0099	1.0112
2016/10/14 (金)	12	0	1	329	0	643	1.0138	1.0097

JPN Yen	取扱高			当日含む前5営業日計			参考レート	
	CALL	PUT	FUTURE	CALL	PUT	FUTURE	Open	Close
2016/10/27 (木)	3514	8478	112526	14930	25658	499510	104.48	105.26
2016/10/26 (水)	2186	5058	87890	14646	26769	483189	104.22	104.48
2016/10/25 (火)	3573	7345	125805	15749	24467	479212	104.24	104.22
2016/10/24 (月)	2724	2124	83848	14663	19076	440009	103.85	104.23
2016/10/21 (金)	2933	2653	89441	14753	20708	455317	103.99	103.83
2016/10/20 (木)	3230	9589	96205	14634	21744	490006	103.39	103.97
2016/10/19 (水)	3289	2756	83913	16495	18230	528860	103.89	103.39
2016/10/18 (火)	2487	1954	86602	16701	21820	561935	103.91	103.87
2016/10/17 (月)	2814	3756	99156	18171	23351	597644	104.35	103.90
2016/10/14 (金)	2814	3689	124130	16382	22313	565206	103.67	104.22

CAN Dollar	取扱高			当日含む前5営業日計			参考レート	
	CALL	PUT	FUTURE	CALL	PUT	FUTURE	Open	Close
2016/10/27 (木)	956	1485	70789	8799	8806	378785	0.7475	0.7468
2016/10/26 (水)	1134	1580	69175	9762	9002	379437	0.7487	0.7475
2016/10/25 (火)	1319	574	65295	10198	9191	412461	0.7490	0.7487
2016/10/24 (月)	2277	2400	73765	9739	9345	412763	0.7495	0.7490
2016/10/21 (金)	3113	2767	99761	9066	8076	391227	0.7558	0.7503
2016/10/20 (木)	1919	1681	71441	7237	6638	371543	0.7620	0.7558
2016/10/19 (水)	1570	1769	102199	8671	5777	371118	0.7629	0.7620
2016/10/18 (火)	860	728	65597	9394	5872	333863	0.7617	0.7627
2016/10/17 (月)	1604	1131	52229	9658	6403	337015	0.7612	0.7617
2016/10/14 (金)	1284	1329	80077	9362	6789	347030	0.7579	0.7608

NZL Dollar	取扱高			当日含む前5営業日計			参考レート	
	CALL	PUT	FUTURE	CALL	PUT	FUTURE	Open	Close
2016/10/27 (木)	0	0	21546	0	0	92418	0.7149	0.7119
2016/10/26 (水)	0	0	19280	0	0	96217	0.7164	0.7149
2016/10/25 (火)	0	0	13850	0	0	98409	0.7119	0.7164
2016/10/24 (月)	0	0	16994	0	0	104800	0.7158	0.7119
2016/10/21 (金)	0	0	24547	0	0	108154	0.7188	0.7161
2016/10/20 (木)	0	0	23738	0	0	113573	0.7229	0.7189
2016/10/19 (水)	0	0	25671	0	0	117102	0.7196	0.7229
2016/10/18 (火)	0	0	17204	0	0	116285	0.7172	0.7196
2016/10/17 (月)	0	0	22413	0	0	118605	0.7093	0.7172
2016/10/14 (金)	0	0	28076	0	0	113978	0.7088	0.7082

MEX Peso	取扱高			当日含む前5営業日計			参考レート	
	CALL	PUT	FUTURE	CALL	PUT	FUTURE	Open	Close
2016/10/27 (木)	15	15	56811	413	789	249905	5.3203	5.3120
2016/10/26 (水)	365	198	51715	435	957	267811	5.3696	5.3400
2016/10/25 (火)	18	246	38545	140	794	275104	5.4036	5.3990
2016/10/24 (月)	0	7	36620	341	709	282098	5.3929	5.3919
2016/10/21 (金)	15	323	66214	431	740	279767	5.3710	5.3697
2016/10/20 (木)	37	183	74717	603	421	265480	5.3978	5.3755
2016/10/19 (水)	70	35	59008	603	280	236510	5.3794	5.3917
2016/10/18 (火)	219	161	45539	533	254	214720	5.3373	5.3726
2016/10/17 (月)	90	38	34289	577	156	213004	5.2523	5.2995
2016/10/14 (金)	187	4	51927	840	495	237678	5.2868	5.2677

IMM扱い8通貨/ダウ/日経/金/オイル/主要クロス円の過去5日及び過去5週の4本値

AUDUSD					CADUSD					CHFUSD				
Date	Open	High	Low	Close	Date	Open	High	Low	Close	Date	Open	High	Low	Close
2016/10/28	0.7588	0.7608	0.7559	0.7600	2016/10/28	0.7468	0.7489	0.7445	0.7472	2016/10/28	1.0063	1.0144	1.0050	1.0125
2016/10/27	0.7645	0.7653	0.7582	0.7589	2016/10/27	0.7475	0.7489	0.7459	0.7468	2016/10/27	1.0065	1.0089	1.0049	1.0064
2016/10/26	0.7645	0.7709	0.7631	0.7645	2016/10/26	0.7487	0.7510	0.7471	0.7475	2016/10/26	1.0058	1.0097	1.0042	1.0065
2016/10/25	0.7599	0.7655	0.7589	0.7646	2016/10/25	0.7490	0.7515	0.7479	0.7487	2016/10/25	1.0060	1.0068	1.0001	1.0058
2016/10/24	0.7605	0.7641	0.7592	0.7600	2016/10/24	0.7494	0.7531	0.7464	0.7490	2016/10/24	1.0057	1.0085	1.0044	1.0061

CNYUSD					EURUSD					GBPUSD				
Date	Open	High	Low	Close	Date	Open	High	Low	Close	Date	Open	High	Low	Close
2016/10/28	0.1472	0.1473	0.1471	0.1472	2016/10/28	1.0897	1.0991	1.0893	1.0984	2016/10/28	1.2167	1.2212	1.2116	1.2192
2016/10/27	0.1474	0.1474	0.1472	0.1473	2016/10/27	1.0907	1.0942	1.0883	1.0898	2016/10/27	1.2238	1.2271	1.2150	1.2164
2016/10/26	0.1476	0.1476	0.1474	0.1475	2016/10/26	1.0888	1.0946	1.0875	1.0907	2016/10/26	1.2182	1.2249	1.2157	1.2238
2016/10/25	0.1474	0.1475	0.1473	0.1474	2016/10/25	1.0875	1.0905	1.0851	1.0889	2016/10/25	1.2223	1.2244	1.2084	1.2182
2016/10/24	0.1476	0.1476	0.1474	0.1475	2016/10/24	1.0881	1.0900	1.0860	1.0875	2016/10/24	1.2224	1.2249	1.2186	1.2223

JPYUSD					MXNUSD					NZDUSD				
Date	Open	High	Low	Close	Date	Open	High	Low	Close	Date	Open	High	Low	Close
2016/10/28	0.9502	0.9572	0.9476	0.9550	2016/10/28	0.0531	0.0535	0.0524	0.0528	2016/10/28	0.7119	0.7160	0.7114	0.7159
2016/10/27	0.9571	0.9588	0.9492	0.9501	2016/10/27	0.0532	0.0535	0.0530	0.0531	2016/10/27	0.7149	0.7167	0.7108	0.7119
2016/10/26	0.9595	0.9613	0.9559	0.9571	2016/10/26	0.0537	0.0537	0.0534	0.0534	2016/10/26	0.7164	0.7184	0.7147	0.7149
2016/10/25	0.9594	0.9604	0.9535	0.9595	2016/10/25	0.0540	0.0541	0.0539	0.0540	2016/10/25	0.7119	0.7173	0.7110	0.7164
2016/10/24	0.9629	0.9641	0.9586	0.9594	2016/10/24	0.0539	0.0540	0.0537	0.0539	2016/10/24	0.7158	0.7177	0.7119	0.7119

Nikkei 225 - Japonia (NIKKEI)					出来高	
Date	Open	High	Low	Close	(ドル建て終値)	出来高
2016/10/28	17448.25	17461.03	17406.72	17446.41	165.73	0 2628819400
2016/10/27	17346.39	17414.21	17278.12	17336.42	165.71	1076370816 1701209000
2016/10/26	17329.03	17391.84	17295.46	17391.84	166.96	980810880 1589046000
2016/10/25	17298.63	17381.80	17298.63	17365.25	166.24	1084033664 1762228400
2016/10/24	17216.56	17244.74	17162.21	17234.42	165.84	877176320 1407137400
週4本値	17216.56	17461.03	17162.21	17446.41	165.73	(N225銘柄計) (東証一部全体計)

XAUUSD					
Date	Open	High	Low	Close	Volume
2016/10/28	1268.41	1284.02	1262.19	1274.68	0
2016/10/27	1266.80	1272.45	1265.22	1268.41	0
2016/10/26	1273.10	1276.34	1264.62	1266.69	0
2016/10/25	1264.88	1276.51	1261.98	1274.10	0
2016/10/24	1265.64	1271.65	1260.27	1264.23	0
週4本値	1265.64	1284.02	1260.27	1274.68	

Dow Jones Industrial - USA (DJIA)					
Date	Open	High	Low	Close	出来高
2016/10/28	18193.79	18257.06	18094.97	18161.19	107846120
2016/10/27	18234.81	18253.20	18149.20	18169.68	83534248
2016/10/26	18103.80	18236.04	18062.30	18199.33	86335851
2016/10/25	18206.52	18241.69	18151.70	18169.27	83193208
2016/10/24	18197.14	18275.04	18191.18	18223.03	88549048
週4本値	18197.14	18275.04	18062.30	18161.19	107846120

Historical Data by **Stooq**
 Historical Data by **MarketNewsline** (ダウと日経)
 Arrangement by **FX_勝てば官軍?**

Crude Light Oil						
Date	Open	High	Low	Close	Volume	
2016/10/28	49.61	49.81	48.45	48.67	0	
2016/10/27	49.22	50.04	49.03	49.62	1204374	
2016/10/26	49.35	50.08	48.89	49.23	1204374	
2016/10/25	50.44	50.93	49.29	49.32	874343	
2016/10/24	50.90	50.98	49.67	50.49	1047748	
週4本値	50.90	50.98	48.45	48.67		

USDJPY					EURJPY					GBPJPY				
日付	始値	高値	安値	終値	日付	始値	高値	安値	終値	日付	始値	高値	安値	終値
2016/10/28	105.26	105.53	104.48	104.71	2016/10/28	114.69	115.33	114.59	115.02	2016/10/28	128.02	128.28	127.45	127.66
2016/10/27	104.48	105.35	104.30	105.26	2016/10/27	113.96	114.85	113.71	114.71	2016/10/27	127.86	128.42	127.43	128.03
2016/10/26	104.22	104.62	104.03	104.48	2016/10/26	113.48	114.20	113.27	113.96	2016/10/26	126.96	127.98	126.65	127.86
2016/10/25	104.24	104.87	104.12	104.22	2016/10/25	113.36	113.91	113.34	113.48	2016/10/25	127.40	127.95	126.61	126.96
2016/10/24	103.85	104.32	103.72	104.23	2016/10/24	113.00	113.58	112.84	113.36	2016/10/24	126.94	127.57	126.63	127.40

USDJPY Weekly					EURJPY Weekly					GBPJPY Weekly				
日付	始値	高値	安値	終値	日付	始値	高値	安値	終値	日付	始値	高値	安値	終値
2016/10/28	103.85	105.53	103.72	104.71	2016/10/28	113.00	115.33	112.84	115.02	2016/10/28	126.94	128.42	126.61	127.66
2016/10/21	104.35	104.37	103.18	103.83	2016/10/21	114.46	114.68	112.61	112.97	2016/10/21	127.00	128.16	126.13	126.91
2016/10/14	103.13	104.63	102.82	104.22	2016/10/14	115.41	115.79	113.92	114.36	2016/10/14	128.23	128.61	124.85	126.87
2016/10/07	101.33	104.16	101.21	102.91	2016/10/07	113.90	116.29	113.64	115.25	2016/10/07	131.16	132.23	123.29	128.02
2016/09/30	101.02	101.84	100.10	101.41	2016/09/30	113.43	114.19	112.25	113.91	2016/09/30	130.99	132.44	129.66	131.45

先週のIMM取り扱い対ドル8通貨チャート

※ 赤点線は週最高値/青天線は週最低値、BB中心線はSMA21

2016/10/24 ~ 2016/10/28

Chart by OANDA Japan MetaTrader4

