

JAPANESE YEN - CHICAGO MERCANTILE EXCHANGE
2017/10/31 ~ 2018/04/24

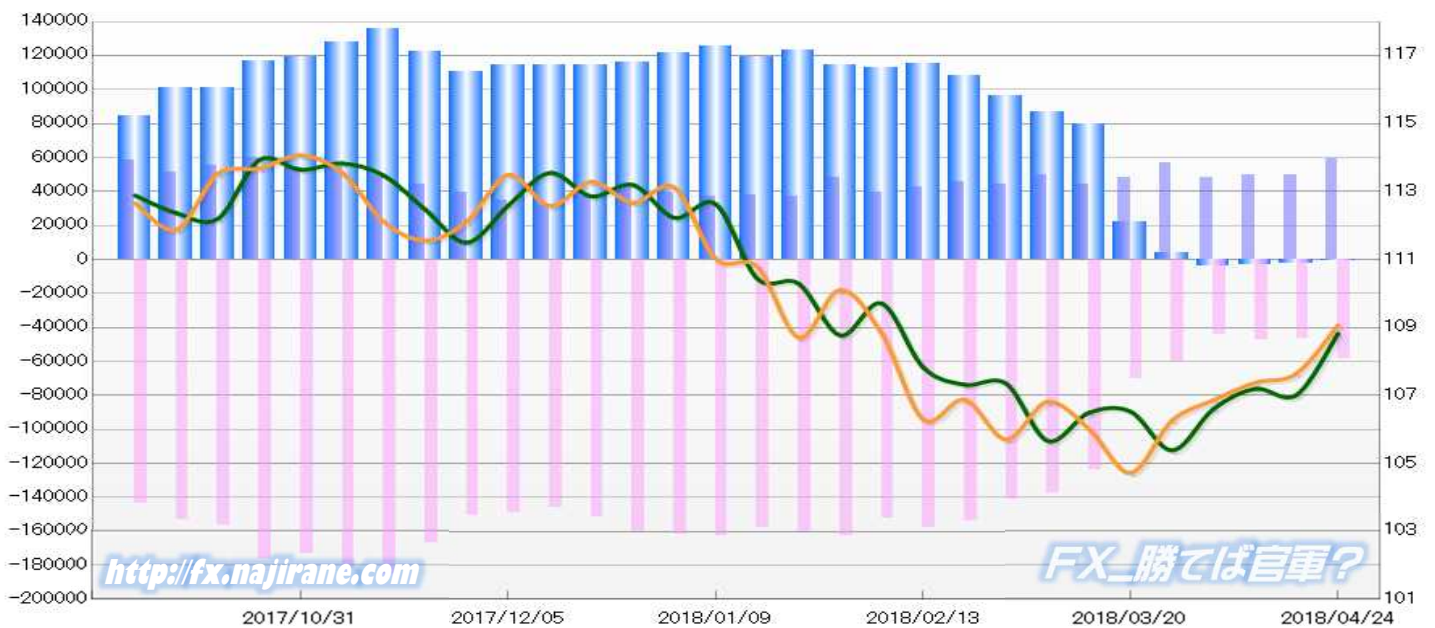
Code-097741

2018/04/27 NYクローズ時公表値

Report_Date	Non Commercial Positions												火曜日 引け値	金曜日 引け値
	Long	増減	増減(%)	Short	増減	増減(%)	売り越し	増減	増減(%)	売買計	増減	増減(%)		
2018/04/24	59253	9820	19.9%	58670	11828	25.3%	-583	-2008	-77.5%	117923	21648	22.5%	108.82	109.07
2018/04/17	49433	-422	-0.8%	46842	-252	-0.5%	-2591	-170	-6.2%	96275	-674	-0.7%	107.02	107.65
2018/04/10	49855	1802	3.8%	47094	2613	5.9%	-2761	-811	-22.7%	96949	4415	4.8%	107.20	107.38
2018/04/03	48053	-8491	-15.0%	44481	-15731	-26.1%	-3572	-7240	-197.4%	92534	-24222	-20.7%	106.61	106.87
2018/03/27	56544	8642	18.0%	60212	-9689	-13.9%	3668	-18331	-83.3%	116756	-1047	-0.9%	105.39	106.27
2018/03/20	47902	3606	8.1%	69901	-53934	-43.6%	21999	-57540	-72.3%	117803	-50328	-29.9%	106.53	104.73
2018/03/13	44296	-5761	-11.5%	123835	-13067	-9.5%	79539	-7306	-8.4%	168131	-18828	-10.1%	106.50	106.01
2018/03/06	50057	5518	12.4%	136902	-4288	-3.0%	86845	-9806	-10.1%	186959	1230	0.7%	105.67	106.82
2018/02/27	44539	-1095	-2.4%	141190	-12782	-8.3%	96651	-11687	-10.8%	185729	-13877	-7.0%	107.35	105.71
2018/02/20	45634	3335	7.9%	153972	-3836	-2.4%	108338	-7171	-6.2%	199606	-501	-0.3%	107.32	106.88
2018/02/13	42299	3191	8.2%	157808	5824	3.8%	115509	2633	2.3%	200107	9015	4.7%	107.83	106.30
2018/02/06	39108	-8720	-18.2%	151984	-10540	-6.5%	112876	-1820	-1.6%	191092	-19260	-9.2%	109.71	108.82
2018/01/30	47828	10568	28.4%	162524	2394	1.5%	114696	-8174	-6.7%	210352	12962	6.6%	108.77	110.11
2018/01/23	37260	-892	-2.3%	160130	2628	1.7%	122870	3520	2.9%	197390	1736	0.9%	110.29	108.71
2018/01/16	38152	776	2.1%	157502	-5410	-3.3%	119350	-6186	-4.9%	195654	-4634	-2.3%	110.44	110.79
2018/01/09	37376	-2216	-5.6%	162912	1554	1.0%	125536	3770	3.1%	200288	-662	-0.3%	112.63	111.02
2018/01/02	39592	-4677	-10.6%	161358	1003	0.6%	121766	5680	4.9%	200950	-3674	-1.8%	112.23	113.12
2017/12/26	44269	7395	20.1%	160355	9108	6.0%	116086	1713	1.5%	204624	16503	8.8%	113.20	112.67
2017/12/19	36874	5127	16.1%	151247	5377	3.7%	114373	250	0.2%	188121	10504	5.9%	112.86	113.29
2017/12/12	31747	-3019	-8.7%	145870	-3163	-2.1%	114123	-144	-0.1%	177617	-6182	-3.4%	113.55	112.58
2017/12/05	34766	-5027	-12.6%	149033	-1400	-0.9%	114267	3627	3.3%	183799	-6427	-3.4%	112.59	113.49
2017/11/28	39793	-4589	-10.3%	150433	-16551	-9.9%	110640	-11962	-9.8%	190226	-21140	-10.0%	111.50	112.12
2017/11/21	44382	-4965	-10.1%	166984	-18362	-9.9%	122602	-13397	-9.9%	211366	-23327	-9.9%	112.47	111.56
2017/11/14	49347	-4989	-9.2%	185346	3162	1.7%	135999	8151	6.4%	234693	-1827	-0.8%	113.47	112.11
2017/11/07	54336	-249	-0.5%	182184	8730	5.0%	127848	8979	7.6%	236520	8481	3.7%	113.83	113.55
2017/10/31	54585			173454			118869			228039			113.64	114.07

JAPANESE YEN - CHICAGO MERCANTILE EXCHANGE
FUTURES ONLY POSITIONS

— 金曜終値 — 火曜終値 — Short枚数 — Long枚数 — 売り越し枚数(マイナスの場合は買越しと読替え)



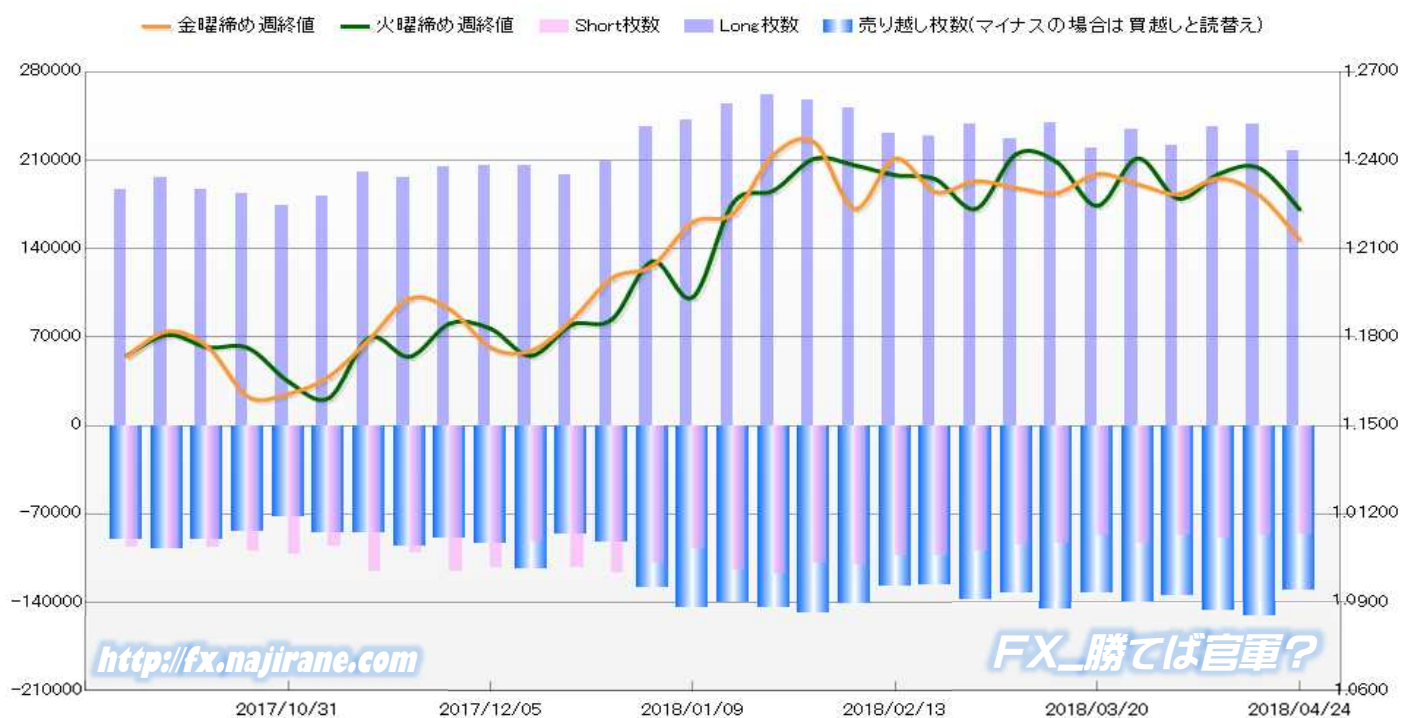
EURO FX - CHICAGO MERCANTILE EXCHANGE
2017/10/31 ~ 2018/04/24

Code-099741

2018/04/27 NYクローズ時公表値

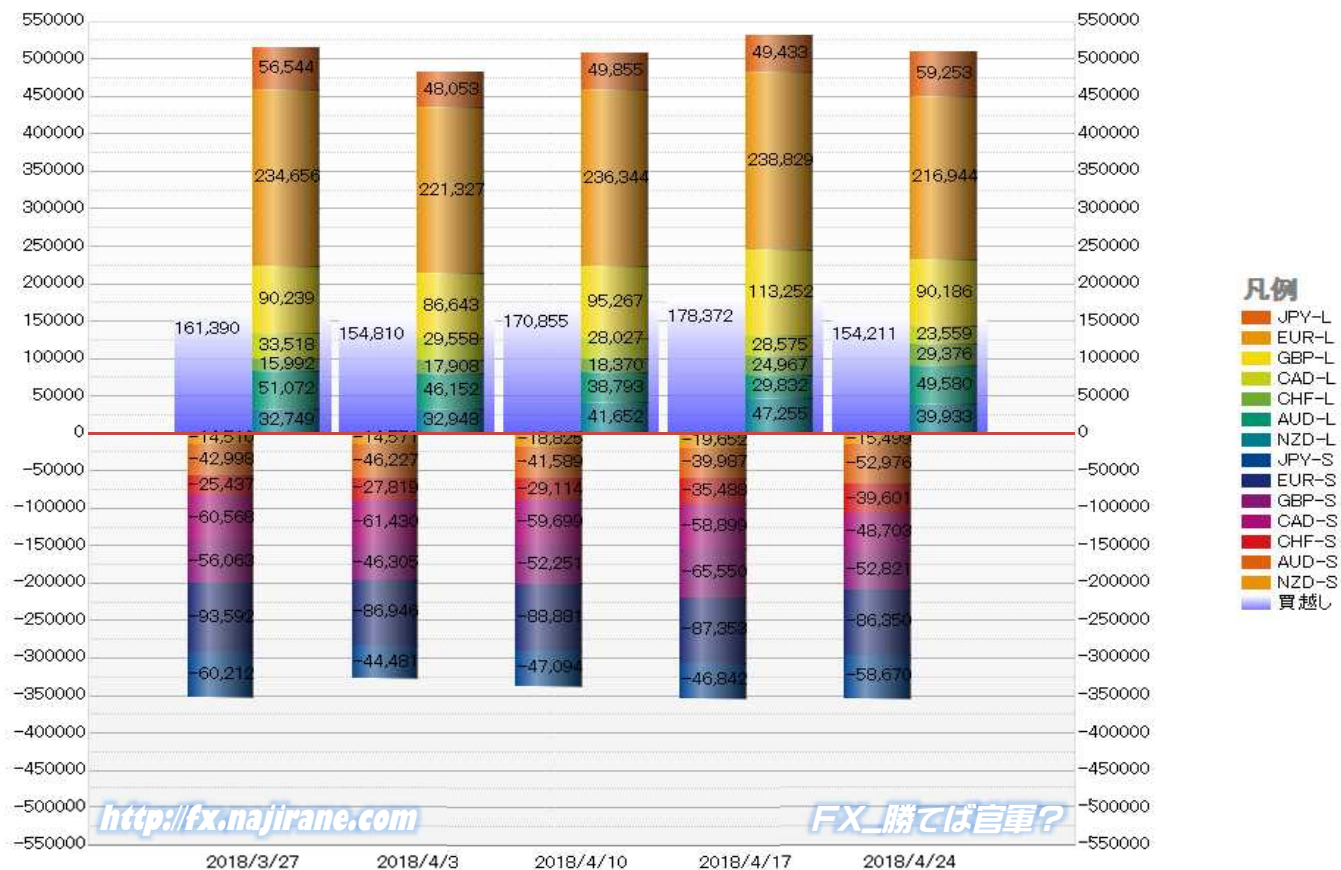
Report_Date	Non Commercial Positions										火曜日 引け値	金曜日 引け値		
	Long	増減		Short	増減		売り越し	増減		売買計			増減	
2018/04/24	216944	-21885	-9.2%	86350	-1003	-1.1%	-130594	-20882	-13.8%	303294	-22888	-7.0%	1.2234	1.2130
2018/04/17	238829	2485	1.1%	87353	-1528	-1.7%	-151476	4013	2.7%	326182	957	0.3%	1.2374	1.2283
2018/04/10	236344	15017	6.8%	88881	1935	2.2%	-147463	13082	9.7%	325225	16952	5.5%	1.2354	1.2339
2018/04/03	221327	-13329	-5.7%	86946	-6646	-7.1%	-134381	-6683	-4.7%	308273	-19975	-6.1%	1.2270	1.2285
2018/03/27	234656	15222	6.9%	93592	6897	8.0%	-141064	8325	6.3%	328248	22119	7.2%	1.2407	1.2319
2018/03/20	219434	-20019	-8.4%	86695	-6378	-6.9%	-132739	-13641	-9.3%	306129	-26397	-7.9%	1.2246	1.2354
2018/03/13	239453	12099	5.3%	93073	-1309	-1.4%	-146380	13408	10.1%	332526	10790	3.4%	1.2394	1.2289
2018/03/06	227354	-10933	-4.6%	94382	-5928	-5.9%	-132972	-5005	-3.6%	321736	-16861	-5.0%	1.2421	1.2306
2018/02/27	238287	9014	3.9%	100310	-2837	-2.8%	-137977	11851	9.4%	338597	6177	1.9%	1.2236	1.2329
2018/02/20	229273	-1512	-0.7%	103147	-349	-0.3%	-126126	-1163	-0.9%	332420	-1861	-0.6%	1.2336	1.2292
2018/02/13	230785	-20584	-8.2%	103496	-7050	-6.4%	-127289	-13534	-9.6%	334281	-27634	-7.6%	1.2350	1.2406
2018/02/06	251369	-6653	-2.6%	110546	1266	1.2%	-140823	-7919	-5.3%	361915	-5387	-1.5%	1.2383	1.2235
2018/01/30	258022	-4153	-1.6%	109280	-8178	-7.0%	-148742	4025	2.8%	367302	-12331	-3.2%	1.2405	1.2461
2018/01/23	262175	7831	3.1%	117458	2604	2.3%	-144717	5227	3.7%	379633	10435	2.8%	1.2298	1.2419
2018/01/16	254344	12291	5.1%	114854	17492	18.0%	-139490	-5201	-3.6%	369198	29783	8.8%	1.2256	1.2220
2018/01/09	242053	5245	2.2%	97362	-11578	-10.6%	-144691	16823	13.2%	339415	-6333	-1.8%	1.1936	1.2190
2018/01/02	236808	27895	13.4%	108940	-7825	-6.7%	-127868	35720	38.8%	345748	20070	6.2%	1.2058	1.2042
2017/12/26	208913	10515	5.3%	116765	4591	4.1%	-92148	5924	6.9%	325678	15106	4.9%	1.1861	1.2001
2017/12/19	198398	-7629	-3.7%	112174	20036	21.7%	-86224	-27665	-24.3%	310572	12407	4.2%	1.1842	1.1857
2017/12/12	206027	627	0.3%	92138	-20156	-17.9%	-113889	20783	22.3%	298165	-19529	-6.1%	1.1737	1.1754
2017/12/05	205400	240	0.1%	112294	-3185	-2.8%	-93106	3425	3.8%	317694	-2945	-0.9%	1.1829	1.1765
2017/11/28	205160	9251	4.7%	115479	15007	14.9%	-89681	-5756	-6.0%	320639	24258	8.2%	1.1847	1.1894
2017/11/21	195909	-4114	-2.1%	100472	-14965	-13.0%	-95437	10851	12.8%	296381	-19079	-6.0%	1.1734	1.1931
2017/11/14	200023	18688	10.3%	115437	19557	20.4%	-84586	-869	-1.0%	315460	38245	13.8%	1.1798	1.1793
2017/11/07	181335	7665	4.4%	95880	-5693	-5.6%	-85455	13358	18.5%	277215	1972	0.7%	1.1593	1.1666
2017/10/31	173670			101573			-72097			275243			1.1650	1.1608

EURO FX - CHICAGO MERCANTILE EXCHANGE
FUTURES ONLY POSITIONS



	2018/03/27			2018/04/03			2018/04/10			2018/04/17			2018/04/24		
	Long	Short	売り越し	Long	Short	売り越し	Long	Short	売り越し	Long	Short	売り越し	Long	Short	売り越し
JPY	56544	60212	3668	48053	44481	-3572	49855	47094	-2761	49433	46842	-2591	59253	58670	-583
	前週比 枚数増減 (枚)			-8491	-15731	7240	1802	2613	-811	-422	-252	-170	9820	11828	-2008
	前週比 枚数増減 (%)			-15.0%	-26.1%	197.4%	3.8%	5.9%	-22.7%	-0.8%	-0.5%	-6.2%	19.9%	25.3%	-77.5%
EUR	234656	93592	-141064	221327	86946	-134381	236344	88881	-147463	238829	87353	-151476	216944	86350	-130594
	前週比 枚数増減 (枚)			-13329	-6646	-6683	15017	1935	13082	2485	-1528	4013	-21885	-1003	-20882
	前週比 枚数増減 (%)			-5.7%	-7.1%	-4.7%	6.8%	2.2%	9.7%	1.1%	-1.7%	2.7%	-9.2%	-1.1%	-13.8%
GBP	90239	56063	-34176	86643	46305	-40338	95267	52251	-43016	113252	65550	-47702	90186	52821	-37365
	前週比 枚数増減 (枚)			-3596	-9758	6162	8624	5946	2678	17985	13299	4686	-23066	-12729	-10337
	前週比 枚数増減 (%)			-4.0%	-17.4%	18.0%	10.0%	12.8%	6.6%	18.9%	25.5%	10.9%	-20.4%	-19.4%	-21.7%
AUD	51072	42998	-8074	46152	46227	75	38793	41589	2796	29832	39987	10155	49580	52976	3396
	前週比 枚数増減 (枚)			-4920	3229	8149	-7359	-4638	2721	-8961	-1602	7359	19748	12989	-6759
	前週比 枚数増減 (%)			-9.6%	7.5%	100.9%	-15.9%	-10.0%	3628.0%	-23.1%	-3.9%	263.2%	66.2%	32.5%	-66.6%
CAD	33518	60568	27050	29558	61430	31872	28027	59699	31672	28575	58899	30324	23559	48703	25144
	前週比 枚数増減 (枚)			-3960	862	4822	-1531	-1731	-200	548	-800	-1348	-5016	-10196	-5180
	前週比 枚数増減 (%)			-11.8%	1.4%	17.8%	-5.2%	-2.8%	-0.6%	2.0%	-1.3%	-4.3%	-17.6%	-17.3%	-17.1%
CHF	15992	25437	9445	17908	27819	9911	18370	29114	10744	24967	35488	10521	29376	39601	10225
	前週比 枚数増減 (枚)			1916	2382	466	462	1295	833	6597	6374	-223	4409	4113	-296
	前週比 枚数増減 (%)			12.0%	9.4%	4.9%	2.6%	4.7%	8.4%	35.9%	21.9%	-2.1%	17.7%	11.6%	-2.8%
NZD	32749	14510	-18239	32948	14571	-18377	41652	18825	-22827	47255	19652	-27603	39933	15499	-24434
	前週比 枚数増減 (枚)			199	61	138	8704	4254	4450	5603	827	4776	-7322	-4153	-3169
	前週比 枚数増減 (%)			0.6%	0.4%	0.8%	26.4%	29.2%	24.2%	13.5%	4.4%	20.9%	-15.5%	-21.1%	-11.5%
MXN	130264	40477	-89787	136812	37732	-99080	147519	45301	-102218	155624	53783	-101841	140739	51956	-88783
	前週比 枚数増減 (枚)			6548	-2745	9293	10707	7569	3138	8105	8482	-377	-14885	-1827	-13058
	前週比 枚数増減 (%)			5.0%	-6.8%	10.4%	7.8%	20.1%	3.2%	5.5%	18.7%	-0.4%	-9.6%	-3.4%	-12.8%
Total All 8	645034	393857	-251177	619401	365511	-253890	655827	382754	-273073	687767	407554	-280213	649570	406576	-242994
	前週比 枚数増減 (枚)			-25633	-28346	2713	36426	17243	19183	31940	24800	7140	-38197	-978	-37219
	前週比 枚数増減 (%)			-4.0%	-7.2%	1.1%	5.9%	4.7%	7.6%	4.9%	6.5%	2.6%	-5.6%	-0.2%	-13.3%
Total 7 (MXN除)	514770	353380	-161390	482589	327779	-154810	508308	337453	-170855	532143	353771	-178372	508831	354620	-154211
	前週比 枚数増減 (枚)			-32181	-25601	-6580	25719	9674	16045	23835	16318	7517	-23312	849	-24161
	前週比 枚数増減 (%)			-6.3%	-7.2%	-4.1%	5.3%	3.0%	10.4%	4.7%	4.8%	4.4%	-4.4%	0.2%	-13.5%

直近5週 CFTC IMM主要7通貨の構成

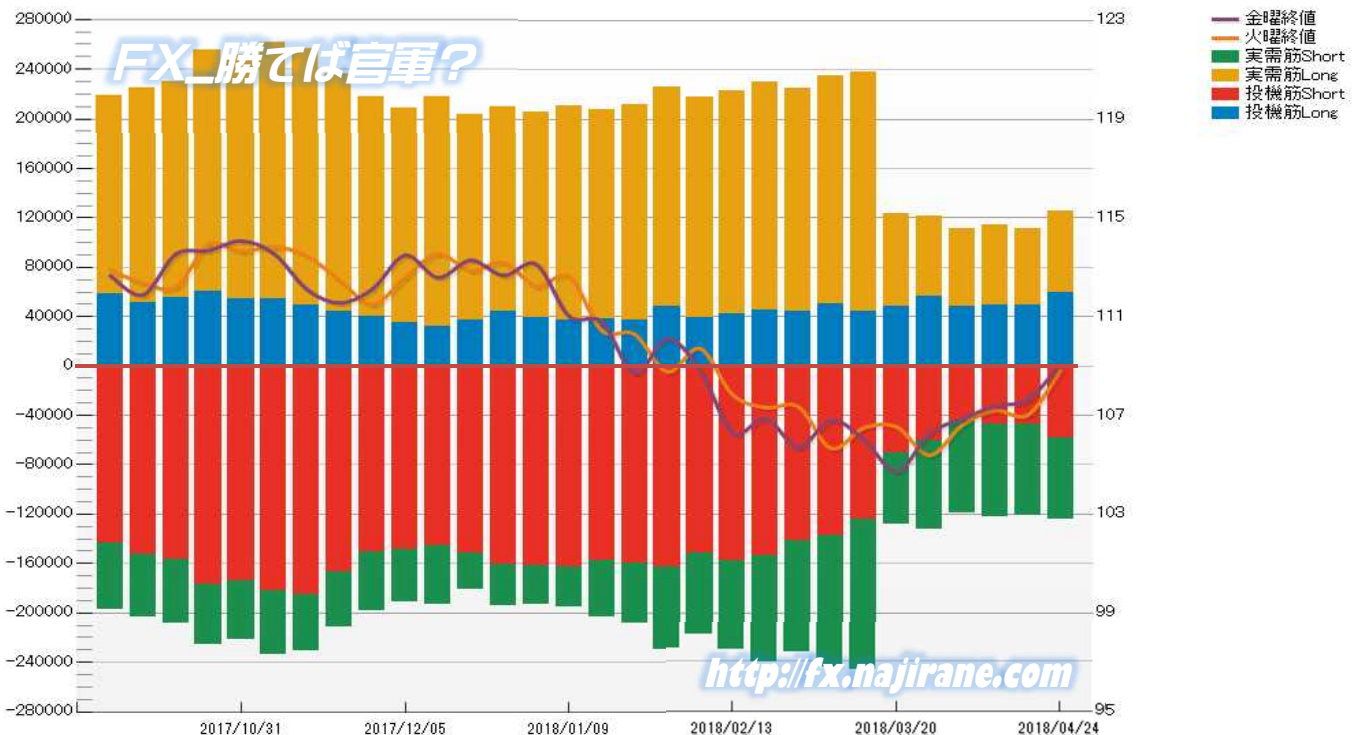


JAPANESE YEN - CHICAGO MERCANTILE EXCHANGE
FUTURES ONLY POSITIONS

Code-097741
2018/04/27 公表値

Date	投機筋集計				実需筋集計				投機筋+実需筋合計				ドル円終値	
	円買い	円売り	売り越し	売買計	円買い	円売り	売り越し	売買計	円買い	円売り	売り越し	売買計	火曜締め	金曜締め
2018/04/24	59253	58670	-583	117923	66251	65056	-1195	131307	125504	123726	-1778	249230	108.82	109.07
2018/04/17	49433	46842	-2591	96275	61662	73859	12197	135521	111095	120701	9606	231796	107.02	107.65
2018/04/10	49855	47094	-2761	96949	64798	75124	10326	139922	114653	122218	7565	236871	107.20	107.38
2018/04/03	48053	44481	-3572	92534	63665	74952	11287	138617	111718	119433	7715	231151	106.61	106.87
2018/03/27	56544	60212	3668	116756	64904	72327	7423	137231	121448	132539	11091	253987	105.39	106.27
2018/03/20	47902	69901	21999	117803	75371	57968	-17403	133339	123273	127869	4596	251142	106.53	104.73
2018/03/13	44296	123835	79539	168131	193621	122875	-70746	316496	237917	246710	8793	484627	106.50	106.01
2018/03/06	50057	136902	86845	186959	184721	107840	-76881	292561	234778	244742	9964	479520	105.67	106.82
2018/02/27	44539	141190	96651	185729	180046	91470	-88576	271516	224585	232660	8075	457245	107.35	105.71
2018/02/20	45634	153972	108338	199606	184131	86808	-97323	270939	229765	240780	11015	470545	107.32	106.88
2018/02/13	42299	157808	115509	200107	180507	73346	-107161	253853	222806	231154	8348	453960	107.83	106.30
2018/02/06	39108	151984	112876	191092	179016	66717	-112299	245733	218124	218701	577	436825	109.71	108.82
2018/01/30	47828	162524	114696	210352	177727	67523	-110204	245250	225555	230047	4492	455602	108.77	110.11
2018/01/23	37260	160130	122870	197390	174505	47872	-126633	222377	211765	208002	-3763	419767	110.29	108.71
2018/01/16	38152	157502	119350	195654	169016	45988	-123028	215004	207168	203490	-3678	410658	110.44	110.79
2018/01/09	37376	162912	125536	200288	172910	32017	-140893	204927	210286	194929	-15357	405215	112.63	111.02
2018/01/02	39592	161358	121766	200950	166322	31450	-134872	197772	205914	192808	-13106	398722	112.23	113.12
2017/12/26	44269	160355	116086	204624	165875	33387	-132488	199262	210144	193742	-16402	403886	113.20	112.67
2017/12/19	36874	151247	114373	188121	166728	30125	-136603	196853	203602	181372	-22230	384974	112.86	113.29
2017/12/12	31747	145870	114123	177617	186472	47517	-138955	233989	218219	193387	-24832	411606	113.55	112.58
2017/12/05	34766	149033	114267	183799	174129	42101	-132028	216230	208895	191134	-17761	400029	112.59	113.49
2017/11/28	39793	150433	110640	190226	178434	47467	-130967	225901	218227	197900	-20327	416127	111.50	112.12
2017/11/21	44382	166984	122602	211366	191725	44944	-146781	236669	236107	211928	-24179	448035	112.47	111.56
2017/11/14	49347	185346	135999	234693	207213	45266	-161947	252479	256560	230612	-25948	487172	113.47	112.11
2017/11/07	54336	182184	127848	236520	206955	51547	-155408	258502	261291	233731	-27560	495022	113.83	113.55
2017/10/31	54585	173454	118869	228039	196707	48090	-148617	244797	251292	221544	-29748	472836	113.64	114.07
2017/10/24	60077	176934	116857	237011	195330	48338	-146992	243668	255407	225272	-30135	480679	113.93	113.68
2017/10/17	55010	156296	101286	211306	174720	51833	-122887	226553	229730	208129	-21601	437859	112.20	113.53
2017/10/10	51655	153074	101419	204729	173289	49943	-123346	223232	224944	203017	-21927	427961	112.37	111.88
2017/10/03	58770	143413	84643	202183	160230	53797	-106433	214027	219000	197210	-21790	416210	112.89	112.66

JAPANESE YEN - CHICAGO MERCANTILE EXCHANGE
FUTURES ONLY POSITIONS Code-097741

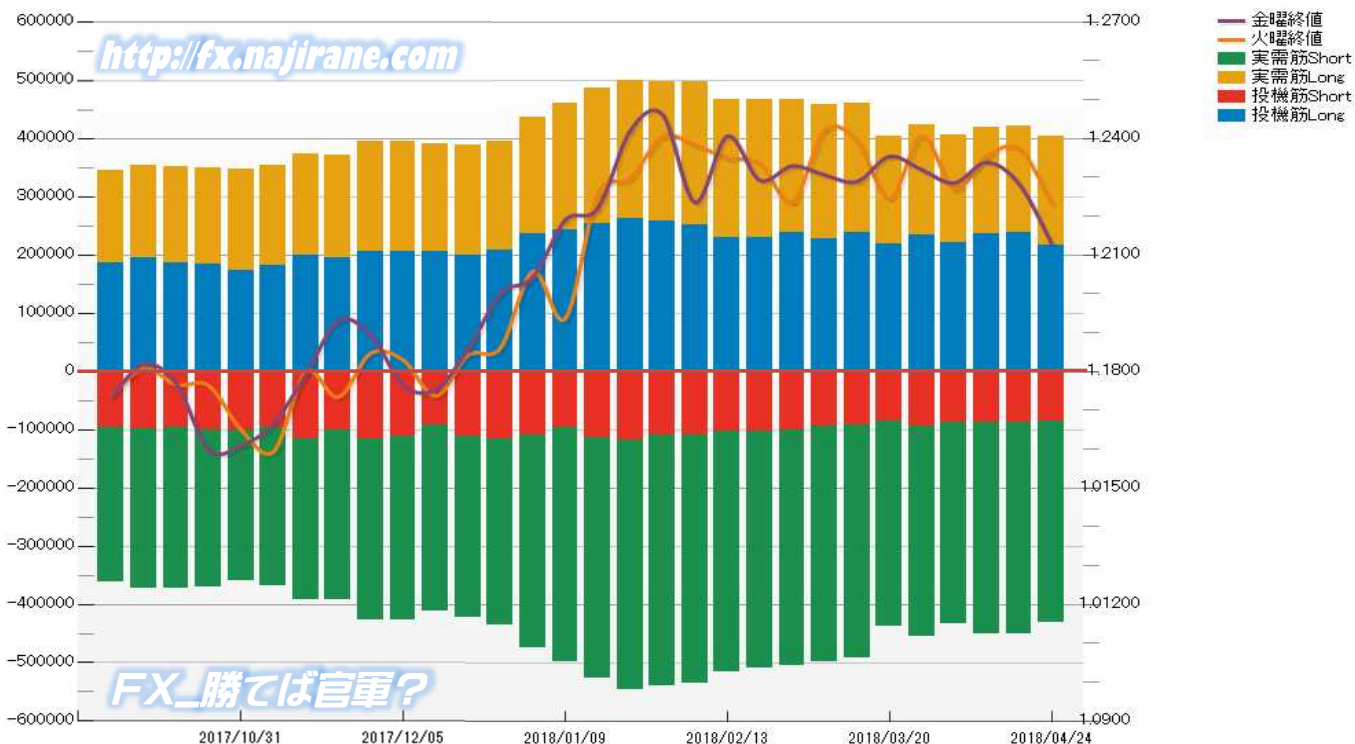


EURO FX - CHICAGO MERCANTILE EXCHANGE
FUTURES ONLY POSITIONS

Code-099741
2018/04/27 公表値

Date	投機筋集計				実需筋集計				投機筋+実需筋合計				ユーロドル終値	
	EUR買い	EUR売り	売り越し	売買計	EUR買い	EUR売り	売り越し	売買計	EUR買い	EUR売り	売り越し	売買計	火曜締め	金曜締め
2018/04/24	216944	86350	-130594	303294	187816	344556	156740	532372	404760	430906	26146	835666	1.2234	1.2130
2018/04/17	238829	87353	-151476	326182	181413	362866	181453	544279	420242	450219	29977	870461	1.2374	1.2283
2018/04/10	236344	88881	-147463	325225	182400	363023	180623	545423	418744	451904	33160	870648	1.2354	1.2339
2018/04/03	221327	86946	-134381	308273	185288	346555	161267	531843	406615	433501	26886	840116	1.2270	1.2285
2018/03/27	234656	93592	-141064	328248	187625	361061	173436	548686	422281	454653	32372	876934	1.2407	1.2319
2018/03/20	219434	86695	-132739	306129	183424	351964	168540	535388	402858	438659	35801	841517	1.2246	1.2354
2018/03/13	239453	93073	-146380	332526	220729	398792	178063	619521	460182	491865	31683	952047	1.2394	1.2289
2018/03/06	227354	94382	-132972	321736	230012	403842	173830	633854	457366	498224	40858	955590	1.2421	1.2306
2018/02/27	238287	100310	-137977	338597	227585	404040	176455	631625	465872	504350	38478	970222	1.2236	1.2329
2018/02/20	229273	103147	-126126	332420	237072	405640	168568	642712	466345	508787	42442	975132	1.2336	1.2292
2018/02/13	230785	103496	-127289	334281	235656	411639	175983	647295	466441	515135	48694	981576	1.2350	1.2406
2018/02/06	251369	110546	-140823	361915	245381	424817	179436	670198	496750	535363	38613	1032113	1.2383	1.2235
2018/01/30	258022	109280	-148742	367302	239494	430681	191187	670175	497516	539961	42445	1037477	1.2405	1.2461
2018/01/23	262175	117458	-144717	379633	236300	429090	192790	665390	498475	546548	48073	1045023	1.2298	1.2419
2018/01/16	254344	114854	-139490	369198	231291	413138	181847	644429	485635	527992	42357	1013627	1.2256	1.2220
2018/01/09	242053	97362	-144691	339415	217213	400874	183661	618087	459266	498236	38970	957502	1.1936	1.2190
2018/01/02	236808	108940	-127868	345748	199313	365245	165932	564558	436121	474185	38064	910306	1.2058	1.2042
2017/12/26	208913	116765	-92148	325678	186931	318343	131412	505274	395844	435108	39264	830952	1.1861	1.2001
2017/12/19	198398	112174	-86224	310572	190521	310282	119761	500803	388919	422456	33537	811375	1.1842	1.1857
2017/12/12	206027	92138	-113889	298165	185209	320739	135530	505948	391236	412877	21641	804113	1.1737	1.1754
2017/12/05	205400	112294	-93106	317694	190380	314914	124534	505294	395780	427208	31428	822988	1.1829	1.1765
2017/11/28	205160	115479	-89681	320639	189056	310897	121841	499953	394216	426376	32160	820592	1.1847	1.1894
2017/11/21	195909	100472	-95437	296381	175054	292129	117075	467183	370963	392601	21638	763564	1.1734	1.1931
2017/11/14	200023	115437	-84586	315460	173624	275809	102185	449433	373647	391246	17599	764893	1.1798	1.1793
2017/11/07	181335	95880	-85455	277215	173294	272122	98828	445416	354629	368002	13373	722631	1.1593	1.1666
2017/10/31	173670	101573	-72097	275243	174510	257642	83132	432152	348180	359215	11035	707395	1.1650	1.1608
2017/10/24	183539	100035	-83504	283574	165585	271183	105598	436768	349124	371218	22094	720342	1.1764	1.1598
2017/10/17	186751	96299	-90452	283050	165127	276217	111090	441344	351878	372516	20638	724394	1.1766	1.1768
2017/10/10	195816	97737	-98079	293553	158660	275104	116444	433764	354476	372841	18365	727317	1.1808	1.1819
2017/10/03	187053	96220	-90833	283273	157203	266511	109308	423714	344256	362731	18475	706987	1.1737	1.1735

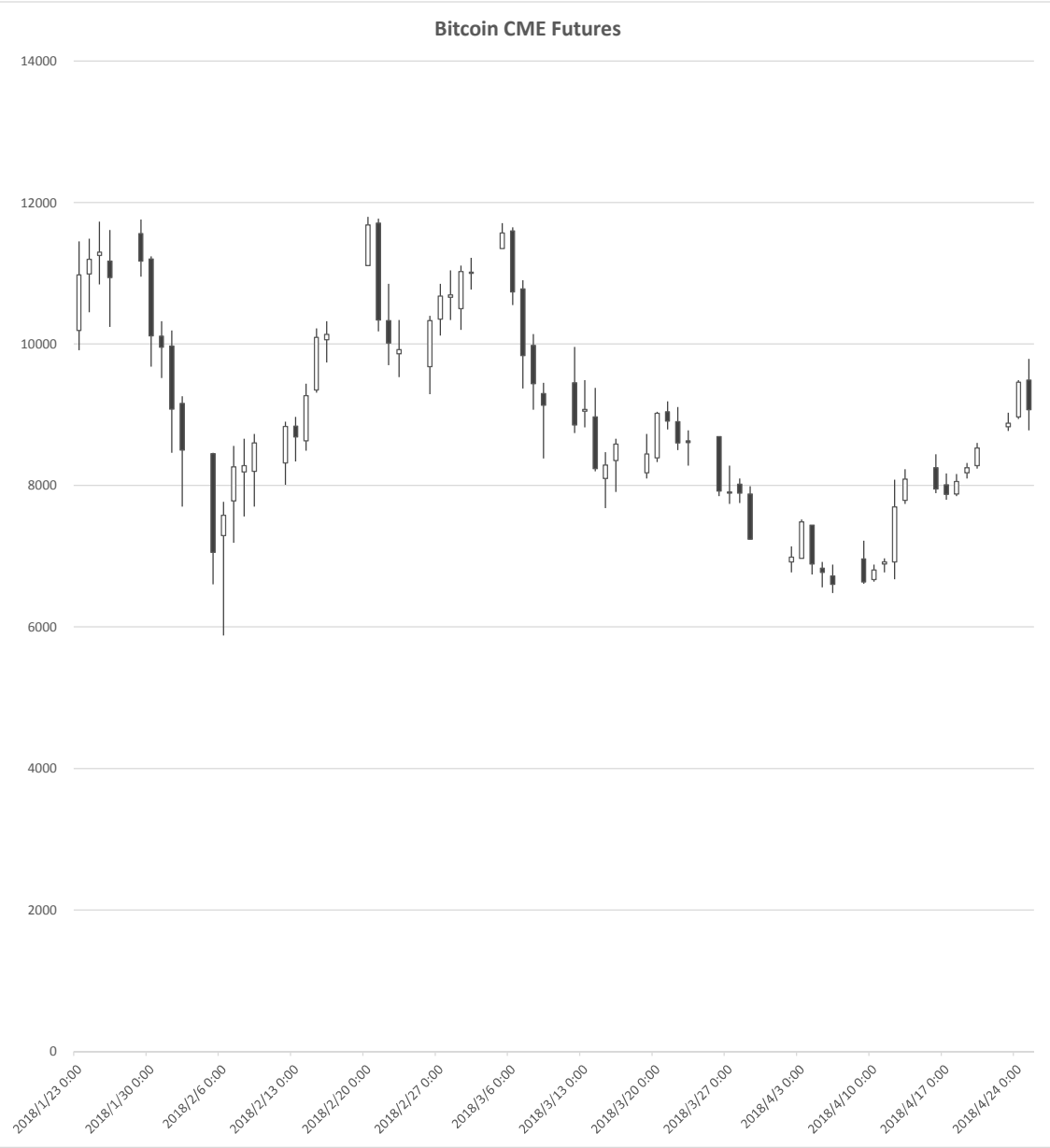
EURO FX - CHICAGO MERCANTILE EXCHANGE
FUTURES ONLY POSITIONS Code-099741



Bitcoin CME Futures

Date	Open	High	Low	Close	Volume	OpenInt
2018/1/23 0:00	10190	11450	9910	10975	20600	5041
2018/1/24 0:00	10990	11490	10450	11195	8229	5196
2018/1/25 0:00	11250	11730	10840	11300	7968	5409
2018/1/26 0:00	11170	11610	10240	10940	7846	5676
2018/1/29 0:00	11560	11760	10950	11170	6220	5368
2018/1/30 0:00	11200	11240	9680	10115	14544	5845
2018/1/31 0:00	10110	10320	9520	9955	13739	5738
2018/2/1 0:00	9970	10190	8460	9080	9383	5698
2018/2/2 0:00	9160	9260	7700	8500	11118	6013
2018/2/5 0:00	8450	8460	6600	7055	12301	6683
2018/2/6 0:00	7290	7770	5880	7580	22593	7359
2018/2/7 0:00	7780	8560	7190	8265	16970	7359
2018/2/8 0:00	8190	8660	7560	8280	5928	7247
2018/2/9 0:00	8200	8730	7700	8600	4856	6491
2018/2/12 0:00	8320	8900	8010	8835	4208	6343
2018/2/13 0:00	8840	8970	8340	8685	7736	3192
2018/2/14 0:00	8630	9440	8490	9270	3100	3686
2018/2/15 0:00	9350	10220	9310	10095	6007	4412
2018/2/16 0:00	10060	10320	9740	10135	2360	4898
2018/2/20 0:00	11110	11800	11100	11685	8658	5271
2018/2/21 0:00	11710	11770	10180	10340	9127	6050
2018/2/22 0:00	10330	10850	9700	10015	15559	5798
2018/2/23 0:00	9860	10340	9530	9920	6758	5987
2018/2/26 0:00	9680	10400	9290	10330	2959	6101
2018/2/27 0:00	10350	10850	10120	10675	3318	6032
2018/2/28 0:00	10660	11040	10340	10695	5649	5857
2018/3/1 0:00	10500	11110	10200	11025	6323	5727
2018/3/2 0:00	11000	11220	10770	11015	4451	5638
2018/3/5 0:00	11350	11710	11350	11570	3246	5938
2018/3/6 0:00	11600	11650	10550	10735	4552	5564
2018/3/7 0:00	10780	10900	9370	9835	10213	6099
2018/3/8 0:00	9980	10140	9070	9440	9223	6372
2018/3/9 0:00	9300	9450	8380	9135	9357	6632
2018/3/12 0:00	9450	9960	8740	8855	10158	6675
2018/3/13 0:00	9050	9490	8820	9075	13242	4417
2018/3/14 0:00	8970	9380	8200	8236	9399	5478
2018/3/15 0:00	8100	8470	7680	8290	14466	5478
2018/3/16 0:00	8350	8660	7910	8585	9726	6113
2018/3/19 0:00	8180	8730	8100	8445	7840	6271
2018/3/20 0:00	8390	9040	8330	9020	6504	6261
2018/3/21 0:00	9040	9190	8790	8910	4462	6268
2018/3/22 0:00	8900	9110	8500	8600	321	6142
2018/3/23 0:00	8630	8780	8280	8605	3982	6063
2018/3/26 0:00	8690	8690	7850	7920	4128	6147
2018/3/27 0:00	7910	8280	7740	7890	5892	6322
2018/3/28 0:00	8020	8100	7750	7890	4318	6322
2018/3/29 0:00	7880	7990	7230	7240	5186	6113
2018/4/2 0:00	6920	7140	6770	6985	4642	6049
2018/4/3 0:00	6970	7520	6970	7485	3663	6198
2018/4/4 0:00	7440	7440	6740	6890	5164	6413
2018/4/5 0:00	6830	6920	6560	6770	6379	6572
2018/4/6 0:00	6720	6880	6480	6605	4094	6518
2018/4/9 0:00	6960	7220	6610	6635	5303	6723
2018/4/10 0:00	6670	6880	6640	6805	2534	6617
2018/4/11 0:00	6890	6970	6770	6920	2438	6587
2018/4/12 0:00	6920	8080	6675	7695	9641	6343
2018/4/13 0:00	7790	8230	7740	8090	5576	6389
2018/4/16 0:00	8250	8440	7890	7950	6614	6359
2018/4/17 0:00	8010	8170	7800	7875	6182	7823
2018/4/18 0:00	7880	8160	7850	8055	4527	5089
2018/4/19 0:00	8180	8320	8100	8250	4148	5424
2018/4/20 0:00	8280	8600	8240	8530	3576	5565
2018/4/23 0:00	8830	9030	8770	8880	4006	5673
2018/4/24 0:00	8970	9490	8940	9460	6907	5753
2018/4/25 0:00	9490	9790	8780	9070	19000	5648

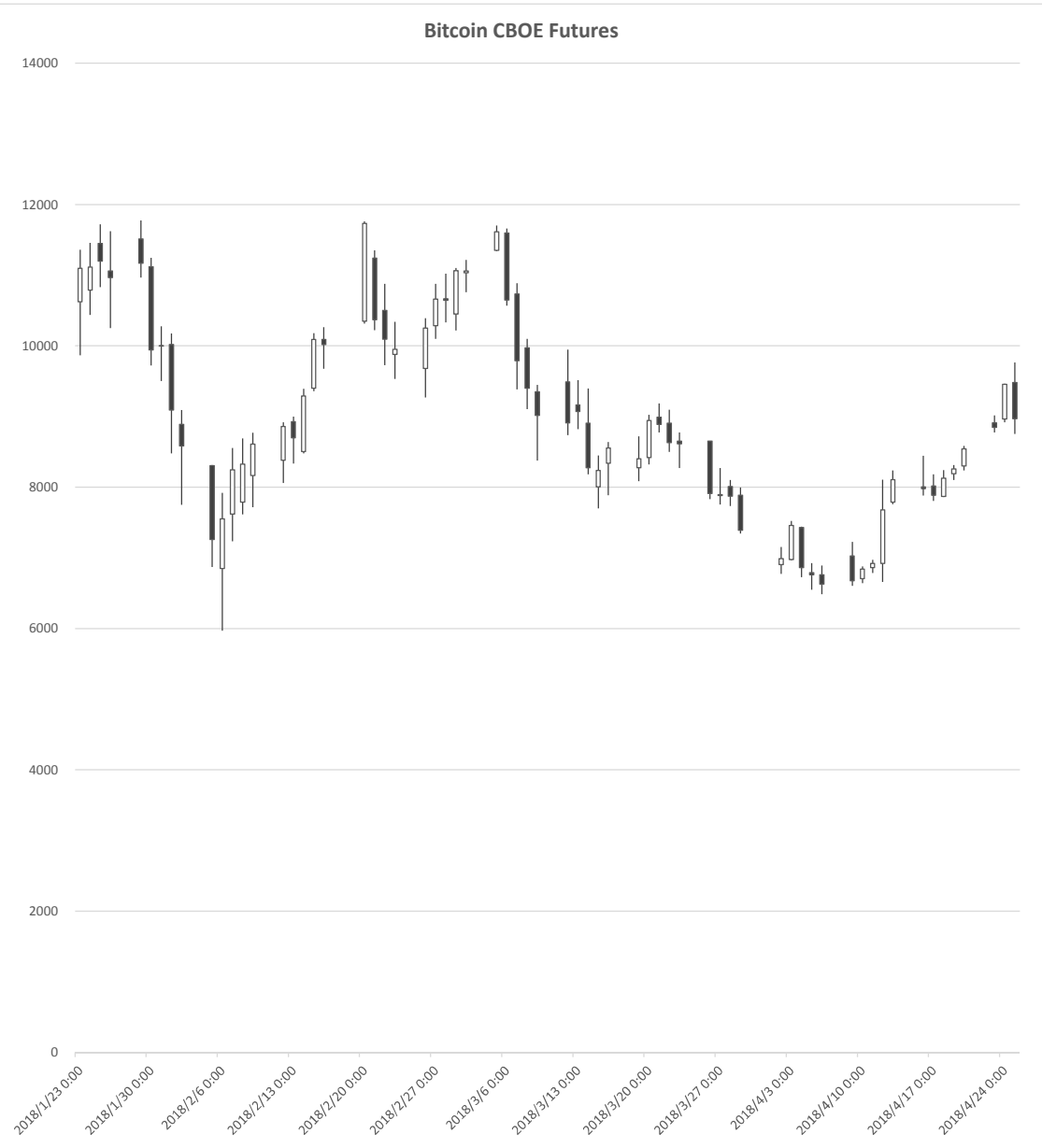
※取引単位=5ビットコイン (CME CFビットコイン参考基準レート=BRRを対象)



Bitcoin CBOE Futures

Date	Open	High	Low	Close	Volume	OpenInt
2018/1/23 0:00	10625	11360	9865	11095	1741	1500
2018/1/24 0:00	10790	11455	10435	11115	1140	1459
2018/1/25 0:00	11450	11720	10830	11200	1223	1384
2018/1/26 0:00	11060	11620	10250	10965	648	1225
2018/1/29 0:00	11510	11775	10965	11170	522	1277
2018/1/30 0:00	11120	11245	9720	9940	1328	1261
2018/1/31 0:00	10000	10275	9500	10000	951	1299
2018/2/1 0:00	10020	10175	8480	9090	1741	1339
2018/2/2 0:00	8890	9090	7750	8585	2886	1525
2018/2/5 0:00	8305	8315	6870	7260	2474	1773
2018/2/6 0:00	6850	7920	5970	7550	2515	1832
2018/2/7 0:00	7620	8555	7235	8245	1573	1948
2018/2/8 0:00	7790	8690	7615	8325	1067	1936
2018/2/9 0:00	8165	8770	7715	8610	863	1846
2018/2/12 0:00	8380	8920	8060	8860	859	1772
2018/2/13 0:00	8925	9000	8335	8700	683	1706
2018/2/14 0:00	8505	9390	8480	9290	1146	1795
2018/2/15 0:00	9400	10180	9360	10090	2201	1685
2018/2/16 0:00	10090	10265	9675	10020	1410	1722
2018/2/20 0:00	10350	11760	10315	11735	2766	1675
2018/2/21 0:00	11240	11350	10220	10370	1964	1794
2018/2/22 0:00	10500	10875	9725	10095	1704	1629
2018/2/23 0:00	9880	10340	9530	9950	1537	1522
2018/2/26 0:00	9680	10390	9270	10250	782	1553
2018/2/27 0:00	10285	10875	10100	10660	774	1581
2018/2/28 0:00	10665	11020	10330	10645	1175	1508
2018/3/1 0:00	10450	11100	10215	11065	1411	1477
2018/3/2 0:00	11035	11215	10760	11060	761	1459
2018/3/5 0:00	11350	11700	11340	11615	1065	1622
2018/3/6 0:00	11595	11660	10570	10650	1626	1584
2018/3/7 0:00	10735	10885	9385	9790	1968	1605
2018/3/8 0:00	9970	10100	9105	9400	2610	1555
2018/3/9 0:00	9350	9445	8375	9015	2873	1596
2018/3/12 0:00	9490	9945	8735	8910	2846	1588
2018/3/13 0:00	9165	9515	8820	9070	3473	1575
2018/3/14 0:00	8905	9395	8180	8275	2792	1550
2018/3/15 0:00	8005	8450	7700	8235	3286	1573
2018/3/16 0:00	8340	8640	7885	8555	3178	1644
2018/3/19 0:00	8275	8720	8085	8400	2899	1646
2018/3/20 0:00	8420	9025	8320	8945	2230	1626
2018/3/21 0:00	8990	9185	8775	8890	1947	1628
2018/3/22 0:00	8905	9095	8500	8630	2223	1554
2018/3/23 0:00	8650	8775	8270	8615	3017	1543
2018/3/26 0:00	8650	8655	7830	7910	2950	1545
2018/3/27 0:00	7880	8270	7755	7895	4381	1615
2018/3/28 0:00	8010	8100	7735	7875	3767	1662
2018/3/29 0:00	7885	7995	7345	7390	1740	1468
2018/4/2 0:00	6905	7155	6775	6990	3586	1544
2018/4/3 0:00	6975	7520	6965	7460	2331	1661
2018/4/4 0:00	7430	7440	6725	6860	3019	1697
2018/4/5 0:00	6790	6925	6550	6760	4621	1714
2018/4/6 0:00	6760	6890	6485	6630	2465	1706
2018/4/9 0:00	7025	7225	6605	6675	3434	1742
2018/4/10 0:00	6705	6880	6640	6840	1903	1702
2018/4/11 0:00	6860	6970	6785	6920	1764	1806
2018/4/12 0:00	6920	8105	6660	7680	5157	2003
2018/4/13 0:00	7790	8235	7760	8105	3168	2097
2018/4/16 0:00	8005	8445	7880	7980	3957	2025
2018/4/17 0:00	8015	8180	7805	7885	2951	2029
2018/4/18 0:00	7870	8240	7860	8125	3048	2117
2018/4/19 0:00	8190	8315	8100	8260	2925	2179
2018/4/20 0:00	8300	8585	8235	8540	2581	2289
2018/4/23 0:00	8910	9015	8775	8845	3556	2263
2018/4/24 0:00	8965	9465	8920	9455	5226	2380
2018/4/25 0:00	9480	9765	8755	8970	11202	2255

※取引単位=5ビットコイン (CME CFビットコイン参考基準レート=BRRを対象)



IMM扱い8通貨/ダウ/日経/金/オイル/主要クロス円の過去5日及び過去5週の4本値

AUDUSD					CADUSD					CHFUSD				
Date	Open	High	Low	Close	Date	Open	High	Low	Close	Date	Open	High	Low	Close
2018/04/27	0.7555	0.7584	0.7532	0.7580	2018/04/27	0.7770	0.7796	0.7752	0.7794	2018/04/27	1.0106	1.0129	1.0081	1.0125
2018/04/26	0.7566	0.7589	0.7547	0.7555	2018/04/26	0.7787	0.7799	0.7761	0.7770	2018/04/26	1.0168	1.0186	1.0105	1.0106
2018/04/25	0.7603	0.7606	0.7552	0.7567	2018/04/25	0.7796	0.7800	0.7753	0.7788	2018/04/25	1.0216	1.0217	1.0154	1.0170
2018/04/24	0.7604	0.7621	0.7581	0.7603	2018/04/24	0.7785	0.7805	0.7775	0.7796	2018/04/24	1.0222	1.0238	1.0194	1.0217
2018/04/23	0.7673	0.7683	0.7600	0.7605	2018/04/23	0.7837	0.7842	0.7777	0.7786	2018/04/23	1.0254	1.0259	1.0216	1.0222

CNYUSD					EURUSD					GBPUSD				
Date	Open	High	Low	Close	Date	Open	High	Low	Close	Date	Open	High	Low	Close
2018/04/27	0.1580	0.1581	0.1577	0.1579	2018/04/27	1.2105	1.2133	1.2056	1.2130	2018/04/27	1.3916	1.3934	1.3748	1.3783
2018/04/26	0.1582	0.1583	0.1580	0.1583	2018/04/26	1.2162	1.2210	1.2096	1.2106	2018/04/26	1.3933	1.3998	1.3895	1.3916
2018/04/25	0.1588	0.1588	0.1582	0.1583	2018/04/25	1.2234	1.2239	1.2160	1.2163	2018/04/25	1.3981	1.3997	1.3924	1.3935
2018/04/24	0.1584	0.1586	0.1582	0.1586	2018/04/24	1.2209	1.2245	1.2182	1.2234	2018/04/24	1.3937	1.3986	1.3919	1.3981
2018/04/23	0.1592	0.1592	0.1586	0.1586	2018/04/23	1.2283	1.2290	1.2198	1.2209	2018/04/23	1.4004	1.4031	1.3927	1.3939

JPYUSD					MXNUSD					NZDUSD				
Date	Open	High	Low	Close	Date	Open	High	Low	Close	Date	Open	High	Low	Close
2018/04/27	0.9148	0.9176	0.9129	0.9168	2018/04/27	5.3116	5.3743	5.3027	5.3699	2018/04/27	0.7062	0.7096	0.7040	0.7096
2018/04/26	0.9137	0.9168	0.9135	0.9148	2018/04/26	5.3079	5.3284	5.2860	5.3116	2018/04/26	0.7067	0.7095	0.7056	0.7062
2018/04/25	0.9188	0.9192	0.9136	0.9141	2018/04/25	5.3211	5.3211	5.2266	5.3079	2018/04/25	0.7115	0.7118	0.7058	0.7068
2018/04/24	0.9198	0.9213	0.9158	0.9189	2018/04/24	5.2798	5.3287	5.2740	5.3211	2018/04/24	0.7152	0.7158	0.7106	0.7115
2018/04/23	0.9279	0.9288	0.9195	0.9198	2018/04/23	5.3992	5.4004	5.2776	5.2798	2018/04/23	0.7217	0.7218	0.7146	0.7155

Nikkei 225 - Japan (NIX)					出来高	
Date	Open	High	Low	Close	(ドル建て終値)	出来高
2018/04/27	22466.66	22495.56	22357.53	22467.87	205.52	0 1881932288
2018/04/26	22278.77	22381.66	22265.20	22319.61	204.40	750733824 1508776064
2018/04/25	22118.62	22228.78	22080.76	22215.32	203.48	755983488 1419963136
2018/04/24	22228.82	22304.69	22149.59	22278.12	204.70	789318528 1466370944
2018/04/23	22157.88	22204.86	22065.52	22088.04	204.20	659951808 1341433472
週4本値	22157.88	22495.56	22065.52	22467.87	205.52	(N225銘柄計) (東証一部全体計)

XAUUSD				
Date	Open	High	Low	Close
2018/04/27	1316.91	1325.21	1315.64	1323.61
2018/04/26	1322.88	1326.55	1315.43	1316.93
2018/04/25	1330.05	1332.14	1318.91	1323.20
2018/04/24	1324.58	1332.71	1322.76	1330.35
2018/04/23	1334.68	1335.52	1322.22	1324.84
週4本値	1334.68	1335.52	1315.43	1323.61

Dow Jones Industrial - USA (DJIA)					出来高	
Date	Open	High	Low	Close	出来高	出来高
2018/04/27	24342.14	24359.38	24194.45	24311.19	392806021	392806021
2018/04/26	24128.72	24402.46	24128.72	24322.34	390362226	390362226
2018/04/25	24070.20	24146.34	23823.08	24083.83	437103293	437103293
2018/04/24	24579.94	24579.94	23828.73	24024.13	468175686	468175686
2018/04/23	24488.07	24536.89	24328.54	24448.69	351034918	351034918
週4本値	24488.07	24579.94	23823.08	24311.19	392806021	392806021

Historical Data by **Stooq**
 Historical Data by **MarketNewsline**
 Arrangement by **FX_勝てば官軍?**

Crude Light Oil					出来高	
Date	Open	High	Low	Close	出来高	出来高
2018/04/27	68.21	68.36	67.64	68.10	912972	912972
2018/04/26	68.03	68.78	67.71	68.19	1197794	1197794
2018/04/25	67.75	68.18	67.11	68.05	1274381	1274381
2018/04/24	68.95	69.38	67.54	67.70	1478857	1478857
2018/04/23	68.22	69.03	67.14	68.64	1384486	1384486
週4本値	68.22	69.38	67.11	68.10		

USDJPY					EURJPY					GBPJPY				
日付	始値	高値	安値	終値	日付	始値	高値	安値	終値	日付	始値	高値	安値	終値
2018/04/27	109.31	109.54	108.98	109.07	2018/04/27	132.33	132.40	131.89	132.31	2018/04/27	152.12	152.28	150.26	150.33
2018/04/26	109.44	109.47	109.07	109.31	2018/04/26	133.10	133.25	132.29	132.32	2018/04/26	152.49	152.72	151.97	152.11
2018/04/25	108.82	109.45	108.79	109.40	2018/04/25	133.14	133.34	132.92	133.05	2018/04/25	152.16	152.57	152.09	152.45
2018/04/24	108.72	109.20	108.54	108.82	2018/04/24	132.73	133.49	132.62	133.13	2018/04/24	151.54	152.60	151.41	152.15
2018/04/23	107.77	108.75	107.66	108.72	2018/04/23	132.38	132.79	132.12	132.73	2018/04/23	150.93	151.65	150.76	151.54

USDJPY Weekly					EURJPY Weekly					GBPJPY Weekly				
日付	始値	高値	安値	終値	日付	始値	高値	安値	終値	日付	始値	高値	安値	終値
2018/04/27	107.77	109.54	107.66	109.07	2018/04/27	132.38	133.49	131.89	132.31	2018/04/27	150.93	152.72	150.26	150.33
2018/04/20	107.50	107.86	106.89	107.65	2018/04/20	132.56	133.08	132.05	132.22	2018/04/20	153.08	153.76	150.72	150.85
2018/04/13	106.92	107.78	106.62	107.38	2018/04/13	131.27	132.90	131.11	132.49	2018/04/13	150.64	153.85	150.50	152.97
2018/04/06	106.27	107.49	105.66	106.87	2018/04/06	130.93	131.62	129.98	131.29	2018/04/06	149.05	151.22	148.40	150.58
2018/03/30	104.67	107.01	104.67	106.27	2018/03/30	129.36	131.82	129.36	130.91	2018/03/30	148.12	150.64	148.08	149.10

先週のIMM取り扱い対ドル8通貨チャート

※ 赤点線は週最高値/青天線は週最低値、BB中心線はSMA21

2018/04/23 ~ 2018/04/27

Chart by OANDA Japan MetaTrader4

