

JAPANESE YEN - CHICAGO MERCANTILE EXCHANGE
2017/11/21 ~ 2018/05/15

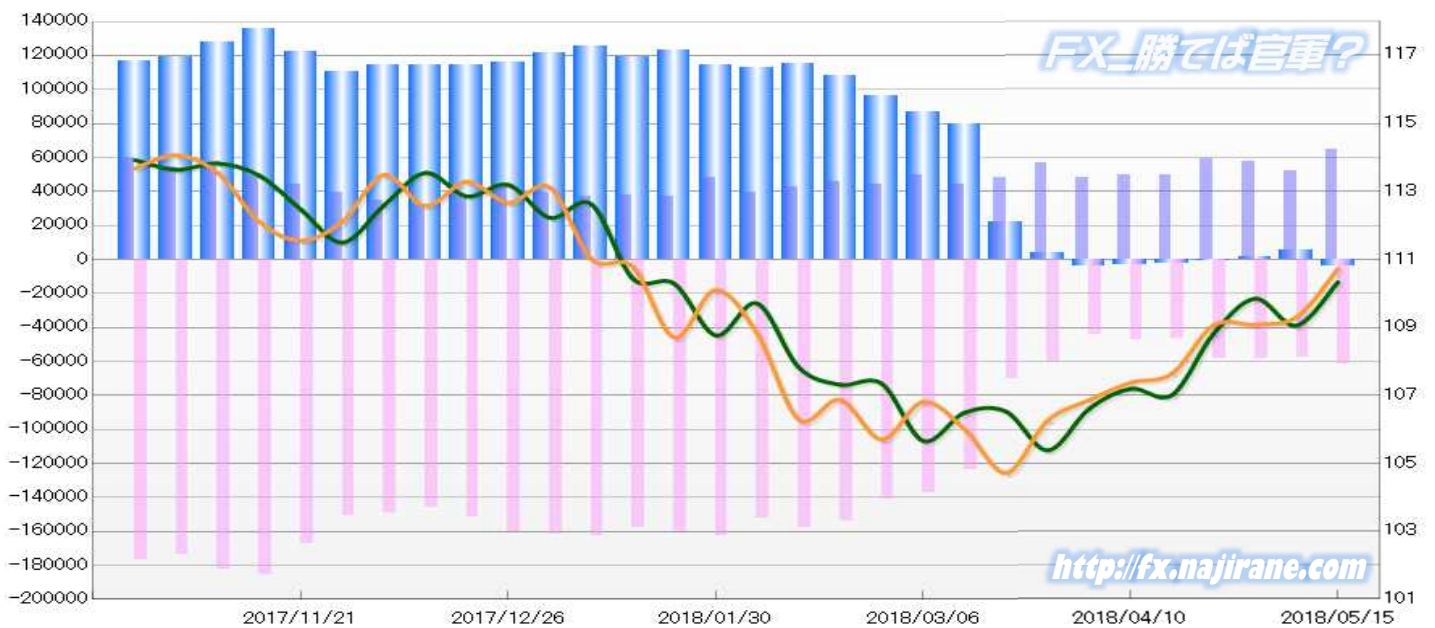
Code-097741

2018/05/18 NYクローズ時公表値

Report_Date	Non Commercial Positions												火曜日 引け値	金曜日 引け値
	Long	増減	増減(%)	Short	増減	増減(%)	売り越し	増減	増減(%)	売買計	増減	増減(%)		
2018/05/15	64926	13114	25.3%	61246	3972	6.9%	-3680	-9142	-167.4%	126172	17086	15.7%	110.34	110.73
2018/05/08	51812	-5537	-9.7%	57274	-1480	-2.5%	5462	4057	288.8%	109086	-7017	-6.0%	109.06	109.31
2018/05/01	57349	-1904	-3.2%	58754	84	0.1%	1405	-1988	-341.0%	116103	-1820	-1.5%	109.85	109.09
2018/04/24	59253	9820	19.9%	58670	11828	25.3%	-583	-2008	-77.5%	117923	21648	22.5%	108.82	109.07
2018/04/17	49433	-422	-0.8%	46842	-252	-0.5%	-2591	-170	-6.2%	96275	-674	-0.7%	107.02	107.65
2018/04/10	49855	1802	3.8%	47094	2613	5.9%	-2761	-811	-22.7%	96949	4415	4.8%	107.20	107.38
2018/04/03	48053	-8491	-15.0%	44481	-15731	-26.1%	-3572	-7240	-197.4%	92534	-24222	-20.7%	106.61	106.87
2018/03/27	56544	8642	18.0%	60212	-9689	-13.9%	3668	-18331	-83.3%	116756	-1047	-0.9%	105.39	106.27
2018/03/20	47902	3606	8.1%	69901	-53934	-43.6%	21999	-57540	-72.3%	117803	-50328	-29.9%	106.53	104.73
2018/03/13	44296	-5761	-11.5%	123835	-13067	-9.5%	79539	-7306	-8.4%	168131	-18828	-10.1%	106.50	106.01
2018/03/06	50057	5518	12.4%	136902	-4288	-3.0%	86845	-9806	-10.1%	186959	1230	0.7%	105.67	106.82
2018/02/27	44539	-1095	-2.4%	141190	-12782	-8.3%	96651	-11687	-10.8%	185729	-13877	-7.0%	107.35	105.71
2018/02/20	45634	3335	7.9%	153972	-3836	-2.4%	108338	-7171	-6.2%	199606	-501	-0.3%	107.32	106.88
2018/02/13	42299	3191	8.2%	157808	5824	3.8%	115509	2633	2.3%	200107	9015	4.7%	107.83	106.30
2018/02/06	39108	-8720	-18.2%	151984	-10540	-6.5%	112876	-1820	-1.6%	191092	-19260	-9.2%	109.71	108.82
2018/01/30	47828	10568	28.4%	162524	2394	1.5%	114696	-8174	-6.7%	210352	12962	6.6%	108.77	110.11
2018/01/23	37260	-892	-2.3%	160130	2628	1.7%	122870	3520	2.9%	197390	1736	0.9%	110.29	108.71
2018/01/16	38152	776	2.1%	157502	-5410	-3.3%	119350	-6186	-4.9%	195654	-4634	-2.3%	110.44	110.79
2018/01/09	37376	-2216	-5.6%	162912	1554	1.0%	125536	3770	3.1%	200288	-662	-0.3%	112.63	111.02
2018/01/02	39592	-4677	-10.6%	161358	1003	0.6%	121766	5680	4.9%	200950	-3674	-1.8%	112.23	113.12
2017/12/26	44269	7395	20.1%	160355	9108	6.0%	116086	1713	1.5%	204624	16503	8.8%	113.20	112.67
2017/12/19	36874	5127	16.1%	151247	5377	3.7%	114373	250	0.2%	188121	10504	5.9%	112.86	113.29
2017/12/12	31747	-3019	-8.7%	145870	-3163	-2.1%	114123	-144	-0.1%	177617	-6182	-3.4%	113.55	112.58
2017/12/05	34766	-5027	-12.6%	149033	-1400	-0.9%	114267	3627	3.3%	183799	-6427	-3.4%	112.59	113.49
2017/11/28	39793	-4589	-10.3%	150433	-16551	-9.9%	110640	-11962	-9.8%	190226	-21140	-10.0%	111.50	112.12
2017/11/21	44382			166984			122602			211366			112.47	111.56

JAPANESE YEN - CHICAGO MERCANTILE EXCHANGE
FUTURES ONLY POSITIONS

— 金曜終値 — 火曜終値 — Short枚数 — Long枚数 — 売り越し枚数(マイナスの場合は買越しと読替え)



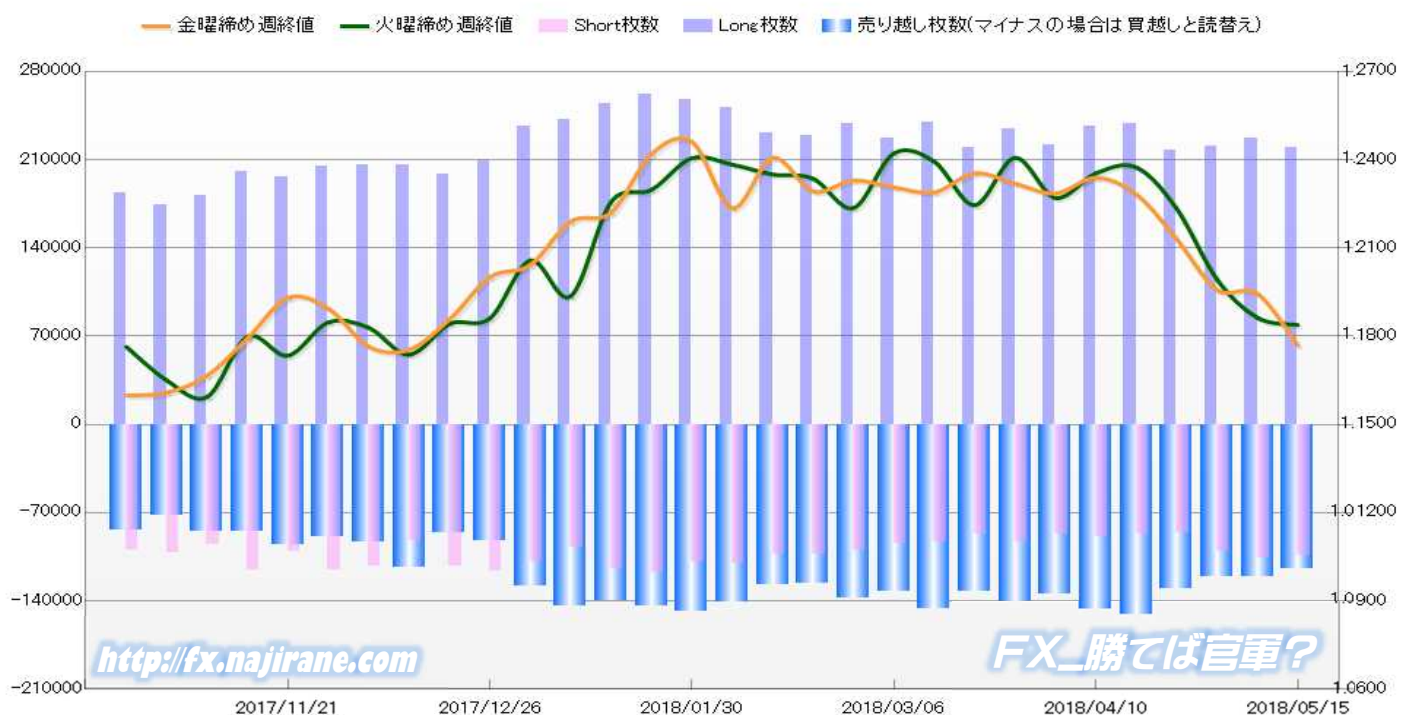
EURO FX - CHICAGO MERCANTILE EXCHANGE
2017/11/21 ~ 2018/05/15

Code-099741

2018/05/18 NYクローズ時公表値

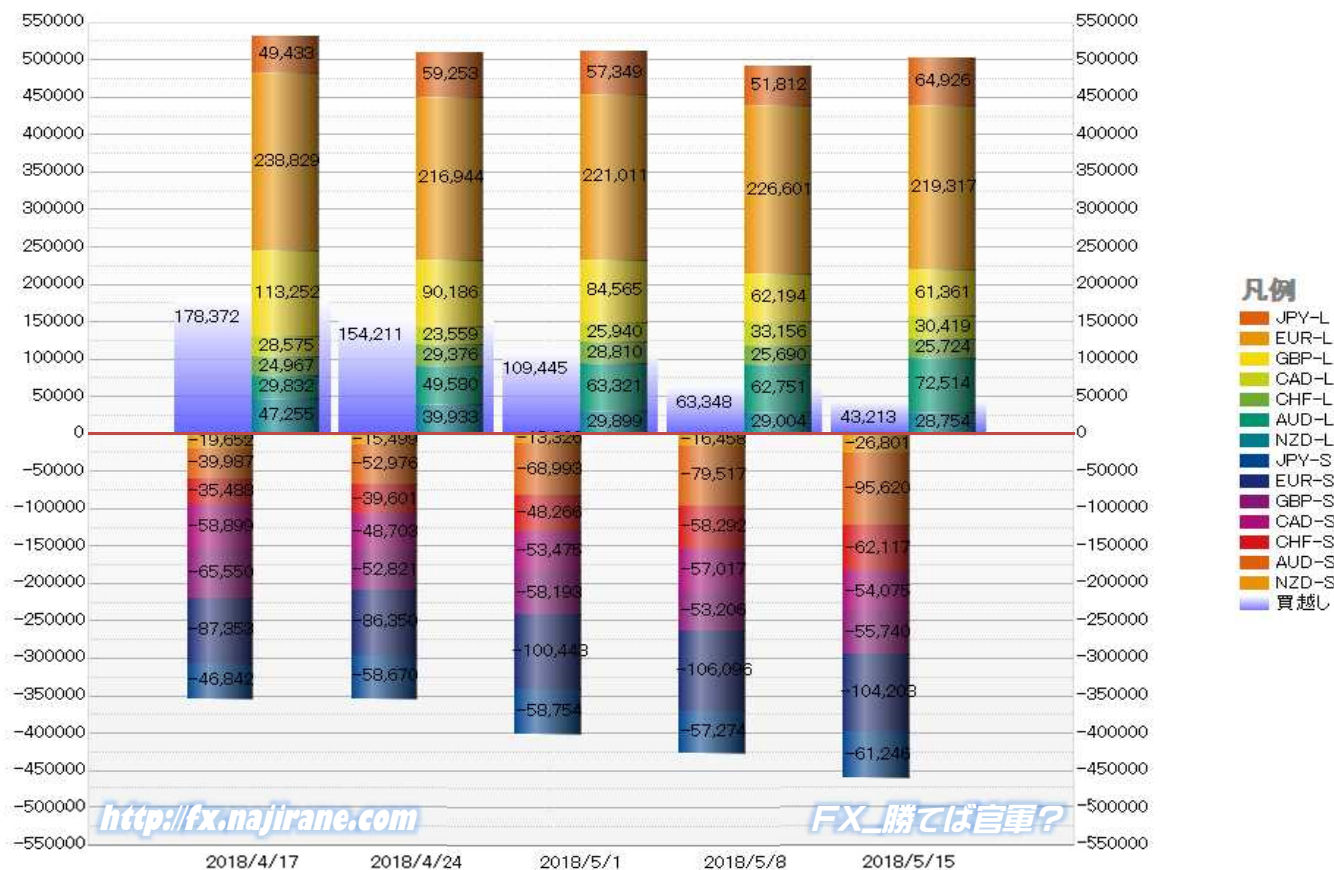
Report_Date	Non Commercial Positions										火曜日 引け値	金曜日 引け値		
	Long	増減		Short	増減		売り越し	増減		売買計			増減	
2018/05/15	219317	-7284	-3.2%	104203	-1893	-1.8%	-115114	-5391	-4.5%	323520	-9177	-2.8%	1.1838	1.1768
2018/05/08	226601	5590	2.5%	106096	5653	5.6%	-120505	-63	-0.1%	332697	11243	3.5%	1.1863	1.1945
2018/05/01	221011	4067	1.9%	100443	14093	16.3%	-120568	-10026	-7.7%	321454	18160	6.0%	1.1993	1.1958
2018/04/24	216944	-21885	-9.2%	86350	-1003	-1.1%	-130594	-20882	-13.8%	303294	-22888	-7.0%	1.2234	1.2130
2018/04/17	238829	2485	1.1%	87353	-1528	-1.7%	-151476	4013	2.7%	326182	957	0.3%	1.2374	1.2283
2018/04/10	236344	15017	6.8%	88881	1935	2.2%	-147463	13082	9.7%	325225	16952	5.5%	1.2354	1.2339
2018/04/03	221327	-13329	-5.7%	86946	-6646	-7.1%	-134381	-6683	-4.7%	308273	-19975	-6.1%	1.2270	1.2285
2018/03/27	234656	15222	6.9%	93592	6897	8.0%	-141064	8325	6.3%	328248	22119	7.2%	1.2407	1.2319
2018/03/20	219434	-20019	-8.4%	86695	-6378	-6.9%	-132739	-13641	-9.3%	306129	-26397	-7.9%	1.2246	1.2354
2018/03/13	239453	12099	5.3%	93073	-1309	-1.4%	-146380	13408	10.1%	332526	10790	3.4%	1.2394	1.2289
2018/03/06	227354	-10933	-4.6%	94382	-5928	-5.9%	-132972	-5005	-3.6%	321736	-16861	-5.0%	1.2421	1.2306
2018/02/27	238287	9014	3.9%	100310	-2837	-2.8%	-137977	11851	9.4%	338597	6177	1.9%	1.2236	1.2329
2018/02/20	229273	-1512	-0.7%	103147	-349	-0.3%	-126126	-1163	-0.9%	332420	-1861	-0.6%	1.2336	1.2292
2018/02/13	230785	-20584	-8.2%	103496	-7050	-6.4%	-127289	-13534	-9.6%	334281	-27634	-7.6%	1.2350	1.2406
2018/02/06	251369	-6653	-2.6%	110546	1266	1.2%	-140823	-7919	-5.3%	361915	-5387	-1.5%	1.2383	1.2235
2018/01/30	258022	-4153	-1.6%	109280	-8178	-7.0%	-148742	4025	2.8%	367302	-12331	-3.2%	1.2405	1.2461
2018/01/23	262175	7831	3.1%	117458	2604	2.3%	-144717	5227	3.7%	379633	10435	2.8%	1.2298	1.2419
2018/01/16	254344	12291	5.1%	114854	17492	18.0%	-139490	-5201	-3.6%	369198	29783	8.8%	1.2256	1.2220
2018/01/09	242053	5245	2.2%	97362	-11578	-10.6%	-144691	16823	13.2%	339415	-6333	-1.8%	1.1936	1.2190
2018/01/02	236808	27895	13.4%	108940	-7825	-6.7%	-127868	35720	38.8%	345748	20070	6.2%	1.2058	1.2042
2017/12/26	208913	10515	5.3%	116765	4591	4.1%	-92148	5924	6.9%	325678	15106	4.9%	1.1861	1.2001
2017/12/19	198398	-7629	-3.7%	112174	20036	21.7%	-86224	-27665	-24.3%	310572	12407	4.2%	1.1842	1.1857
2017/12/12	206027	627	0.3%	92138	-20156	-17.9%	-113889	20783	22.3%	298165	-19529	-6.1%	1.1737	1.1754
2017/12/05	205400	240	0.1%	112294	-3185	-2.8%	-93106	3425	3.8%	317694	-2945	-0.9%	1.1829	1.1765
2017/11/28	205160	9251	4.7%	115479	15007	14.9%	-89681	-5756	-6.0%	320639	24258	8.2%	1.1847	1.1894
2017/11/21	195909			100472			-95437			296381			1.1734	1.1931

EURO FX - CHICAGO MERCANTILE EXCHANGE
FUTURES ONLY POSITIONS



	2018/04/17			2018/04/24			2018/05/01			2018/05/08			2018/05/15		
	Long	Short	売り越し	Long	Short	売り越し	Long	Short	売り越し	Long	Short	売り越し	Long	Short	売り越し
JPY	49433	46842	-2591	59253	58670	-583	57349	58754	1405	51812	57274	5462	64926	61246	-3680
	前週比 枚数増減 (枚)			9820	11828	-2008	-1904	84	1988	-5537	-1480	4057	13114	3972	9142
	前週比 枚数増減 (%)			19.9%	25.3%	-77.5%	-3.2%	0.1%	341.0%	-9.7%	-2.5%	288.8%	25.3%	6.9%	167.4%
EUR	238829	87353	-151476	216944	86350	-130594	221011	100443	-120568	226601	106096	-120505	219317	104203	-115114
	前週比 枚数増減 (枚)			-21885	-1003	-20882	4067	14093	-10026	5590	5653	-63	-7284	-1893	-5391
	前週比 枚数増減 (%)			-9.2%	-1.1%	-13.8%	1.9%	16.3%	-7.7%	2.5%	5.6%	-0.1%	-3.2%	-1.8%	-4.5%
GBP	113252	65550	-47702	90186	52821	-37365	84565	58193	-26372	62194	53206	-8988	61361	55740	-5621
	前週比 枚数増減 (枚)			-23066	-12729	-10337	-5621	5372	-10993	-22371	-4987	-17384	-833	2534	-3367
	前週比 枚数増減 (%)			-20.4%	-19.4%	-21.7%	-6.2%	10.2%	-29.4%	-26.5%	-8.6%	-65.9%	-1.3%	4.8%	-37.5%
AUD	29832	39987	10155	49580	52976	3396	63321	68993	5672	62751	79517	16766	72514	95620	23106
	前週比 枚数増減 (枚)			19748	12989	-6759	13741	16017	2276	-570	10524	11094	9763	16103	6340
	前週比 枚数増減 (%)			66.2%	32.5%	-66.6%	27.7%	30.2%	67.0%	-0.9%	15.3%	195.6%	15.6%	20.3%	37.8%
CAD	28575	58899	30324	23559	48703	25144	25940	53475	27535	33156	57017	23861	30419	54075	23656
	前週比 枚数増減 (枚)			-5016	-10196	-5180	2381	4772	2391	7216	3542	-3674	-2737	-2942	-205
	前週比 枚数増減 (%)			-17.6%	-17.3%	-17.1%	10.1%	9.8%	9.5%	27.8%	6.6%	-13.3%	-8.3%	-5.2%	-0.9%
CHF	24967	35488	10521	29376	39601	10225	28810	48266	19456	25690	58292	32602	25724	62117	36393
	前週比 枚数増減 (枚)			4409	4113	-296	-566	8665	9231	-3120	10026	13146	34	3825	3791
	前週比 枚数増減 (%)			17.7%	11.6%	-2.8%	-1.9%	21.9%	90.3%	-10.8%	20.8%	67.6%	0.1%	6.6%	11.6%
NZD	47255	19652	-27603	39933	15499	-24434	29899	13326	-16573	29004	16458	-12546	28754	26801	-1953
	前週比 枚数増減 (枚)			-7322	-4153	-3169	-10034	-2173	-7861	-895	3132	-4027	-250	10343	-10593
	前週比 枚数増減 (%)			-15.5%	-21.1%	-11.5%	-25.1%	-14.0%	-32.2%	-3.0%	23.5%	-24.3%	-0.9%	62.8%	-84.4%
MXN	155624	53783	-101841	140739	51956	-88783	129849	43808	-86041	109911	33723	-76188	86288	33510	-52778
	前週比 枚数増減 (枚)			-14885	-1827	-13058	-10890	-8148	-2742	-19938	-10085	-9853	-23623	-213	-23410
	前週比 枚数増減 (%)			-9.6%	-3.4%	-12.8%	-7.7%	-15.7%	-3.1%	-15.4%	-23.0%	-11.5%	-21.5%	-0.6%	-30.7%
Total All 8	687767	407554	-280213	649570	406576	-242994	640744	445258	-195486	601119	461583	-139536	589303	493312	-95991
	前週比 枚数増減 (枚)			-38197	-978	-37219	-8826	38682	-47508	-39625	16325	-55950	-11816	31729	-43545
	前週比 枚数増減 (%)			-5.6%	-0.2%	-13.3%	-1.4%	9.5%	-19.6%	-6.2%	3.7%	-28.6%	-2.0%	6.9%	-31.2%
Total 7 (MXN除)	532143	353771	-178372	508831	354620	-154211	510895	401450	-109445	491208	427860	-63348	503015	459802	-43213
	前週比 枚数増減 (枚)			-23312	849	-24161	2064	46830	-44766	-19687	26410	-46097	11807	31942	-20135
	前週比 枚数増減 (%)			-4.4%	0.2%	-13.5%	0.4%	13.2%	-29.0%	-3.9%	6.6%	-42.1%	2.4%	7.5%	-31.8%

直近5週 CFTC IMM主要7通貨の構成

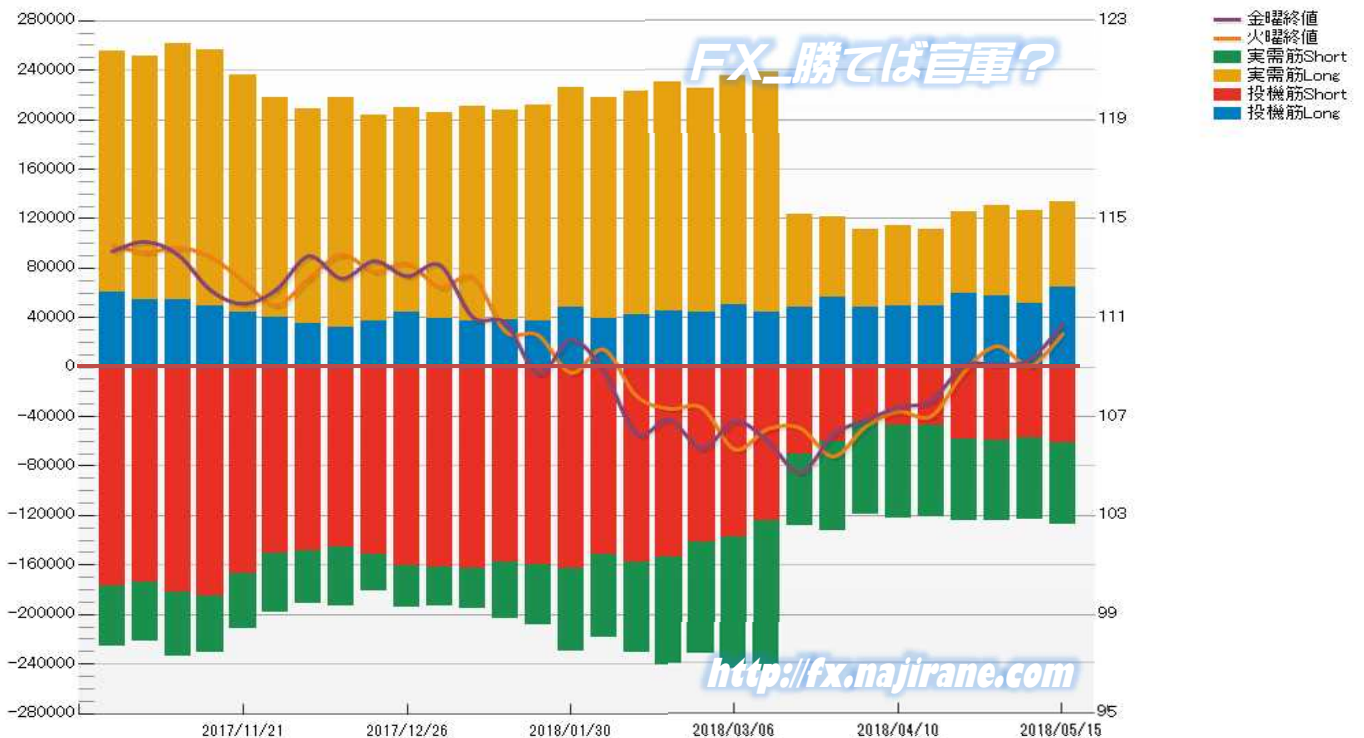


**JAPANESE YEN - CHICAGO MERCANTILE EXCHANGE
FUTURES ONLY POSITIONS**

Code-097741
2018/05/18 公表値

Date	投機筋集計				実需筋集計				投機筋+実需筋合計				ドル円終値	
	円買い	円売り	売り越し	売買計	円買い	円売り	売り越し	売買計	円買い	円売り	売り越し	売買計	火曜締め	金曜締め
2018/05/15	64926	61246	-3680	126172	69058	65583	-3475	134641	133984	126829	-7155	260813	110.34	110.73
2018/05/08	51812	57274	5462	109086	74829	66084	-8745	140913	126641	123358	-3283	249999	109.06	109.31
2018/05/01	57349	58754	1405	116103	72708	65387	-7321	138095	130057	124141	-5916	254198	109.85	109.09
2018/04/24	59253	58670	-583	117923	66251	65056	-1195	131307	125504	123726	-1778	249230	108.82	109.07
2018/04/17	49433	46842	-2591	96275	61662	73859	12197	135521	111095	120701	9606	231796	107.02	107.65
2018/04/10	49855	47094	-2761	96949	64798	75124	10326	139922	114653	122218	7565	236871	107.20	107.38
2018/04/03	48053	44481	-3572	92534	63665	74952	11287	138617	111718	119433	7715	231151	106.61	106.87
2018/03/27	56544	60212	3668	116756	64904	72327	7423	137231	121448	132539	11091	253987	105.39	106.27
2018/03/20	47902	69901	21999	117803	75371	57968	-17403	133339	123273	127869	4596	251142	106.53	104.73
2018/03/13	44296	123835	79539	168131	193621	122875	-70746	316496	237917	246710	8793	484627	106.50	106.01
2018/03/06	50057	136902	86845	186959	184721	107840	-76881	292561	234778	244742	9964	479520	105.67	106.82
2018/02/27	44539	141190	96651	185729	180046	91470	-88576	271516	224585	232660	8075	457245	107.35	105.71
2018/02/20	45634	153972	108338	199606	184131	86808	-97323	270939	229765	240780	11015	470545	107.32	106.88
2018/02/13	42299	157808	115509	200107	180507	73346	-107161	253853	222806	231154	8348	453960	107.83	106.30
2018/02/06	39108	151984	112876	191092	179016	66717	-112299	245733	218124	218701	577	436825	109.71	108.82
2018/01/30	47828	162524	114696	210352	177727	67523	-110204	245250	225555	230047	4492	455602	108.77	110.11
2018/01/23	37260	160130	122870	197390	174505	47872	-126633	222377	211765	208002	-3763	419767	110.29	108.71
2018/01/16	38152	157502	119350	195654	169016	45988	-123028	215004	207168	203490	-3678	410658	110.44	110.79
2018/01/09	37376	162912	125536	200288	172910	32017	-140893	204927	210286	194929	-15357	405215	112.63	111.02
2018/01/02	39592	161358	121766	200950	166322	31450	-134872	197772	205914	192808	-13106	398722	112.23	113.12
2017/12/26	44269	160355	116086	204624	165875	33387	-132488	199262	210144	193742	-16402	403886	113.20	112.67
2017/12/19	36874	151247	114373	188121	166728	30125	-136603	196853	203602	181372	-22230	384974	112.86	113.29
2017/12/12	31747	145870	114123	177617	186472	47517	-138955	233989	218219	193387	-24832	411606	113.55	112.58
2017/12/05	34766	149033	114267	183799	174129	42101	-132028	216230	208895	191134	-17761	400029	112.59	113.49
2017/11/28	39793	150433	110640	190226	178434	47467	-130967	225901	218227	197900	-20327	416127	111.50	112.12
2017/11/21	44382	166984	122602	211366	191725	44944	-146781	236669	236107	211928	-24179	448035	112.47	111.56
2017/11/14	49347	185346	135999	234693	207213	45266	-161947	252479	256560	230612	-25948	487172	113.47	112.11
2017/11/07	54336	182184	127848	236520	206955	51547	-155408	258502	261291	233731	-27560	495022	113.83	113.55
2017/10/31	54585	173454	118869	228039	196707	48090	-148617	244797	251292	221544	-29748	472836	113.64	114.07
2017/10/24	60077	176934	116857	237011	195330	48338	-146992	243668	255407	225272	-30135	480679	113.93	113.68

**JAPANESE YEN - CHICAGO MERCANTILE EXCHANGE
FUTURES ONLY POSITIONS Code-097741**

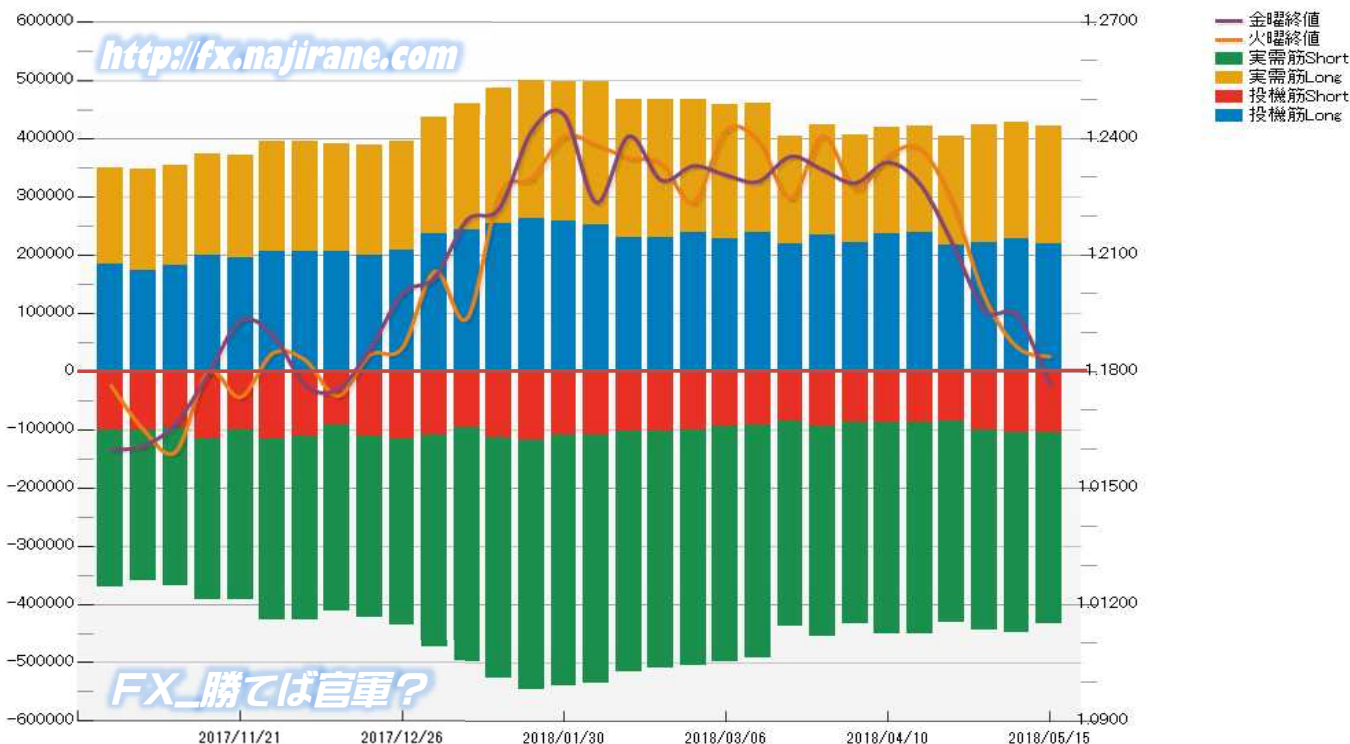


EURO FX - CHICAGO MERCANTILE EXCHANGE
FUTURES ONLY POSITIONS

Code-099741
2018/05/18 公表値

Date	投機筋集計				実需筋集計				投機筋+実需筋合計				ユーロドル終値	
	EUR買い	EUR売り	売り越し	売買計	EUR買い	EUR売り	売り越し	売買計	EUR買い	EUR売り	売り越し	売買計	火曜締め	金曜締め
2018/05/15	219317	104203	-115114	323520	201322	330265	128943	531587	420639	434468	13829	855107	1.1838	1.1768
2018/05/08	226601	106096	-120505	332697	201532	342701	141169	544233	428133	448797	20664	876930	1.1863	1.1945
2018/05/01	221011	100443	-120568	321454	201842	343942	142100	545784	422853	444385	21532	867238	1.1993	1.1958
2018/04/24	216944	86350	-130594	303294	187816	344556	156740	532372	404760	430906	26146	835666	1.2234	1.2130
2018/04/17	238829	87353	-151476	326182	181413	362866	181453	544279	420242	450219	29977	870461	1.2374	1.2283
2018/04/10	236344	88881	-147463	325225	182400	363023	180623	545423	418744	451904	33160	870648	1.2354	1.2339
2018/04/03	221327	86946	-134381	308273	185288	346555	161267	531843	406615	433501	26886	840116	1.2270	1.2285
2018/03/27	234656	93592	-141064	328248	187625	361061	173436	548686	422281	454653	32372	876934	1.2407	1.2319
2018/03/20	219434	86695	-132739	306129	183424	351964	168540	535388	402858	438659	35801	841517	1.2246	1.2354
2018/03/13	239453	93073	-146380	332526	220729	398792	178063	619521	460182	491865	31683	952047	1.2394	1.2289
2018/03/06	227354	94382	-132972	321736	230012	403842	173830	633854	457366	498224	40858	955590	1.2421	1.2306
2018/02/27	238287	100310	-137977	338597	227585	404040	176455	631625	465872	504350	38478	970222	1.2236	1.2329
2018/02/20	229273	103147	-126126	332420	237072	405640	168568	642712	466345	508787	42442	975132	1.2336	1.2292
2018/02/13	230785	103496	-127289	334281	235656	411639	175983	647295	466441	515135	48694	981576	1.2350	1.2406
2018/02/06	251369	110546	-140823	361915	245381	424817	179436	670198	496750	535363	38613	1032113	1.2383	1.2235
2018/01/30	258022	109280	-148742	367302	239494	430681	191187	670175	497516	539961	42445	1037477	1.2405	1.2461
2018/01/23	262175	117458	-144717	379633	236300	429090	192790	665390	498475	546548	48073	1045023	1.2298	1.2419
2018/01/16	254344	114854	-139490	369198	231291	413138	181847	644429	485635	527992	42357	1013627	1.2256	1.2220
2018/01/09	242053	97362	-144691	339415	217213	400874	183661	618087	459266	498236	38970	957502	1.1936	1.2190
2018/01/02	236808	108940	-127868	345748	199313	365245	165932	564558	436121	474185	38064	910306	1.2058	1.2042
2017/12/26	208913	116765	-92148	325678	186931	318343	131412	505274	395844	435108	39264	830952	1.1861	1.2001
2017/12/19	198398	112174	-86224	310572	190521	310282	119761	500803	388919	422456	33537	811375	1.1842	1.1857
2017/12/12	206027	92138	-113889	298165	185209	320739	135530	505948	391236	412877	21641	804113	1.1737	1.1754
2017/12/05	205400	112294	-93106	317694	190380	314914	124534	505294	395780	427208	31428	822988	1.1829	1.1765
2017/11/28	205160	115479	-89681	320639	189056	310897	121841	499953	394216	426376	32160	820592	1.1847	1.1894
2017/11/21	195909	100472	-95437	296381	175054	292129	117075	467183	370963	392601	21638	763564	1.1734	1.1931
2017/11/14	200023	115437	-84586	315460	173624	275809	102185	449433	373647	391246	17599	764893	1.1798	1.1793
2017/11/07	181335	95880	-85455	277215	173294	272122	98828	445416	354629	368002	13373	722631	1.1593	1.1666
2017/10/31	173670	101573	-72097	275243	174510	257642	83132	432152	348180	359215	11035	707395	1.1650	1.1608
2017/10/24	183539	100035	-83504	283574	165585	271183	105598	436768	349124	371218	22094	720342	1.1764	1.1598

EURO FX - CHICAGO MERCANTILE EXCHANGE
FUTURES ONLY POSITIONS Code-099741



CME Daily Volume

FX_勝てば官軍?

<http://fx.najirane.com>

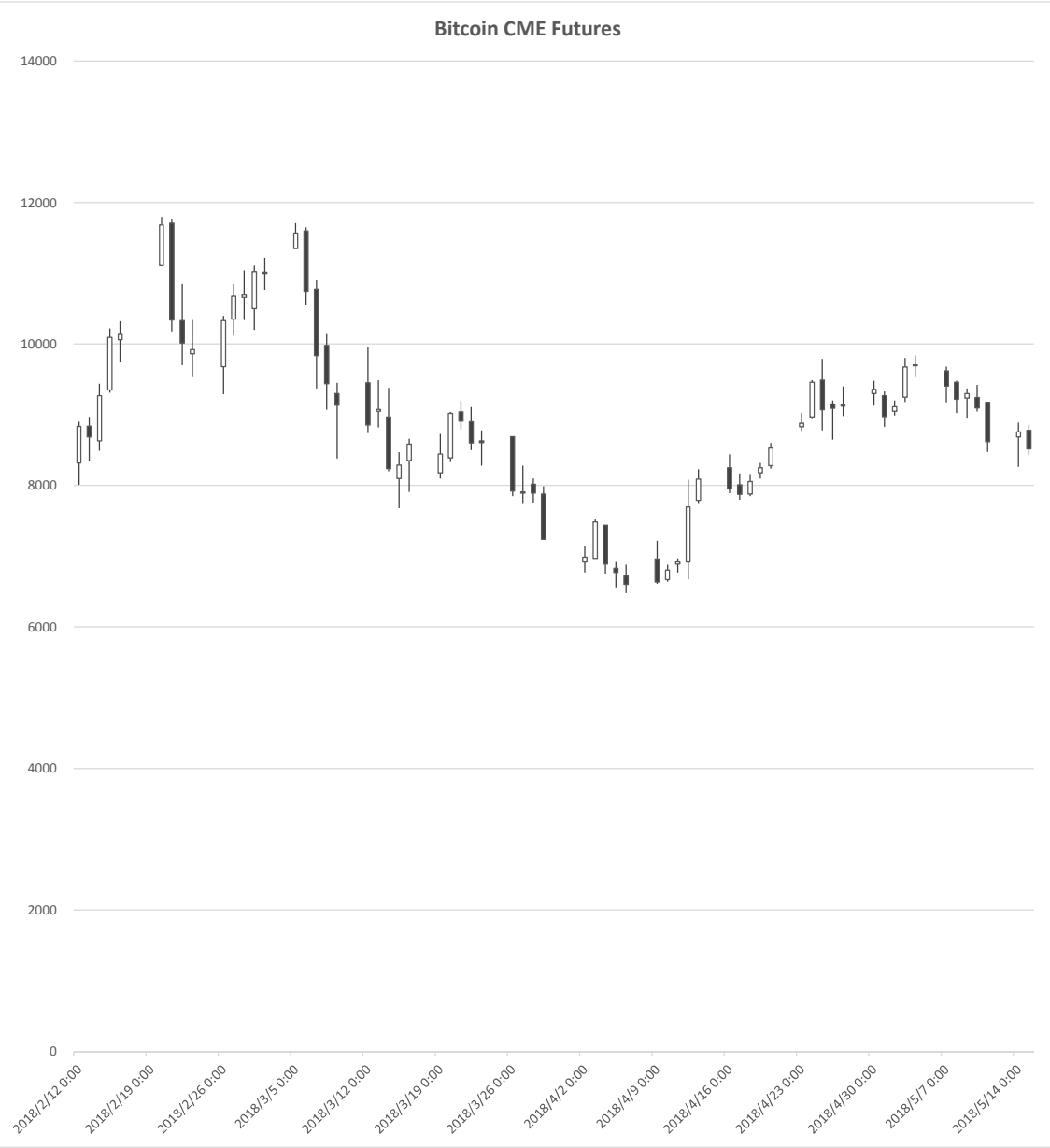
シカゴ・マーカントイル取引所 取引高日次データ

AUS Dollar		PREM QUOTE EURO STYLE 2PMFIX CALL						PUT	PREM QUOTE EURO STYLE 2PMFIX PUT						FUTURE	参考レート	
Date	CALL	CALL	WEEK1	WEEK2	WEEK3	WEEK4	WEEK5		PUT	PUT	WEEK1	WEEK2	WEEK3	WEEK4		WEEK5	Open
2018/5/17 (木)	0	1019	4	0	349	570	0	0	601	9	0	111	206	0	109687	0.7517	0.7510
2018/5/16 (水)	0	475	349	0	1132	572	0	0	1054	108	0	455	397	0	126439	0.7472	0.7517
2018/5/15 (火)	0	1654	19	0	526	142	0	0	1439	62	0	752	105	0	129305	0.7527	0.7472
2018/5/14 (月)	0	565	1	0	95	61	0	0	1049	16	0	117	2	0	73325	0.7546	0.7527
2018/5/11 (金)	0	1111	21	209	197	145	0	0	992	4	21	157	73	0	93928	0.7533	0.7548
2018/5/10 (木)	0	742	115	138	1102	165	0	0	1306	32	264	289	27	0	126209	0.7461	0.7533
2018/5/9 (水)	0	1346	9	680	258	231	0	0	2207	26	596	46	18	0	115284	0.7452	0.7461
2018/5/8 (火)	0	2124	58	1009	295	373	0	0	2575	56	1060	269	68	0	142694	0.7513	0.7452
2018/5/7 (月)	0	1068	64	77	116	27	0	0	1862	38	97	259	20	0	80528	0.7537	0.7513
2018/5/4 (金)	0	4859	513	737	668	62	0	0	6060	326	412	105	58	0	129349	0.7532	0.7533
CAN Dollar		PREM QUOTE EURO STYLE 2PMFIX CALL						PUT	PREM QUOTE EURO STYLE 2PMFIX PUT						FUTURE	参考レート	
Date	CALL	CALL	WEEK1	WEEK2	WEEK3	WEEK4	WEEK5		PUT	PUT	WEEK1	WEEK2	WEEK3	WEEK4		WEEK5	Open
2018/5/17 (木)	0	---	62	0	2597	448	0	0	---	520	0	1272	449	0	71925	0.7819	0.7810
2018/5/16 (水)	0	---	7	0	2101	113	0	0	---	7	0	852	749	0	80455	0.7767	0.7820
2018/5/15 (火)	0	---	43	0	1400	114	0	0	---	53	0	1339	693	0	92539	0.7813	0.7768
2018/5/14 (月)	0	---	22	0	154	54	0	0	---	14	0	899	96	0	46547	0.7820	0.7813
2018/5/11 (金)	0	---	4	767	1795	3	0	0	---	325	344	1721	425	0	74519	0.7831	0.7818
2018/5/10 (木)	0	---	6	2039	370	611	0	0	---	37	1882	582	51	0	101900	0.7779	0.7831
2018/5/9 (水)	0	---	327	1181	51	298	0	0	---	674	809	333	44	0	94814	0.7720	0.7779
2018/5/8 (火)	0	---	510	2901	111	197	0	0	---	108	880	114	144	0	104052	0.7762	0.7723
2018/5/7 (月)	0	---	209	133	37	25	0	0	---	767	519	25	89	0	49036	0.7781	0.7761
2018/5/4 (金)	0	---	237	1510	131	357	0	0	---	147	1365	335	83	0	73365	0.7781	0.7775
SWISS FRANC		PREM QUOTE EURO STYLE 2PMFIX CALL						PUT	PREM QUOTE EURO STYLE 2PMFIX PUT						FUTURE	参考レート	
Date	CALL	CALL	Week 1	Week 2	Week 3	Week 4	Week 5		PUT	PUT	Week 1	Week 2	Week 3	Week 4		Week 5	Open
2018/5/17 (木)	0	---	---	---	---	---	---	0	---	---	---	---	---	---	21134	0.9990	0.9985
2018/5/16 (水)	0	---	---	---	---	---	---	0	---	---	---	---	---	---	21662	0.9989	0.9990
2018/5/15 (火)	0	---	---	---	---	---	---	0	---	---	---	---	---	---	25643	0.9997	0.9989
2018/5/14 (月)	0	---	---	---	---	---	---	0	---	---	---	---	---	---	18603	0.9999	0.9997
2018/5/11 (金)	0	---	---	---	---	---	---	0	---	---	---	---	---	---	23825	0.9969	0.9991
2018/5/10 (木)	0	---	---	---	---	---	---	0	---	---	---	---	---	---	23784	0.9949	0.9971
2018/5/9 (水)	0	---	---	---	---	---	---	0	---	---	---	---	---	---	21464	0.9983	0.9949
2018/5/8 (火)	0	---	---	---	---	---	---	0	---	---	---	---	---	---	27556	0.9972	0.9983
2018/5/7 (月)	0	---	---	---	---	---	---	0	---	---	---	---	---	---	19611	0.9996	0.9972
2018/5/4 (金)	0	---	---	---	---	---	---	0	---	---	---	---	---	---	27086	1.0023	0.9994
EU EURO		PREM QUOTE EURO STYLE 2PMFIX CALL						PUT	PREM QUOTE EURO STYLE 2PMFIX PUT						FUTURE	参考レート	
Date	CALL	CALL	WEEK 1	WEEK2	WEEK3	WEEK4	WEEK5		PUT	PUT	WEEK1	WEEK2	WEEK3	WEEK4		WEEK5	Open
2018/5/17 (木)	0	8110	384	0	2695	896	0	0	5528	1170	0	2880	1154	0	286786	1.1812	1.1795
2018/5/16 (水)	0	15297	1332	0	5114	1959	0	0	19800	218	0	6770	2586	0	389846	1.1838	1.1812
2018/5/15 (火)	0	11986	934	0	4820	698	0	0	14312	828	0	4135	1351	0	335701	1.1927	1.1838
2018/5/14 (月)	0	4588	147	0	1740	115	0	0	7022	63	0	1569	365	0	205506	1.1947	1.1927
2018/5/11 (金)	0	5735	110	1803	2340	136	0	0	9312	546	4212	3221	1531	0	227695	1.1917	1.1945
2018/5/10 (木)	0	8243	194	4389	2479	2965	0	0	7694	519	5811	1197	1239	0	342932	1.1852	1.1917
2018/5/9 (水)	0	10116	367	3346	669	36	0	0	11586	304	5434	506	153	0	267015	1.1862	1.1852
2018/5/8 (火)	0	11488	475	3789	930	554	0	0	34810	131	4442	280	248	0	290327	1.1922	1.1863
2018/5/7 (月)	0	7907	92	2027	473	126	0	0	6605	161	4751	198	107	0	166617	1.1958	1.1922
2018/5/4 (金)	0	16154	289	3970	616	1231	0	0	27539	210	5658	1784	871	0	274623	1.1987	1.1958
GB POUND		PREM QUOTE GBPO STYLE 2PMFIX CALL						PUT	PREM QUOTE GBPO STYLE 2PMFIX PUT						FUTURE	参考レート	
Date	CALL	CALL	WEEK1	WEEK2	WEEK3	WEEK4	WEEK5		PUT	PUT	WEEK1	WEEK2	WEEK3	WEEK4		WEEK5	Open
2018/5/17 (木)	0	---	287	0	519	1245	0	0	---	8	0	786	461	0	119593	1.3515	1.3516
2018/5/16 (水)	0	---	10	0	159	58	0	0	---	44	0	217	10	0	111481	1.3507	1.3513
2018/5/15 (火)	0	---	44	0	829	68	0	0	---	56	0	904	138	0	113604	1.3558	1.3503
2018/5/14 (月)	0	---	13	0	456	294	0	0	---	40	0	728	340	0	78022	1.3543	1.3558
2018/5/11 (金)	0	---	348	390	1067	836	0	0	---	92	877	748	93	0	104812	1.3518	1.3542
2018/5/10 (木)	0	---	126	1894	681	260	0	0	---	160	860	1676	431	0	222119	1.3548	1.3517
2018/5/9 (水)	0	---	59	2705	252	47	0	0	---	34	722	90	33	0	107738	1.3547	1.3549
2018/5/8 (火)	0	---	113	941	53	94	0	0	---	72	4312	57	86	0	129381	1.3559	1.3548
2018/5/7 (月)	0	---	614	419	195	27	0	0	---	111	292	54	63	0	62602	1.3535	1.3559
2018/5/4 (金)	0	---	238	3065	248	400	0	0	---	315	2180	142	193	0	118509	1.3575	1.3535
JP YEN		PREM QUOTE JPYO STYLE 2PMFIX CALL						PUT	PREM QUOTE JPYO STYLE 2PMFIX PUT						FUTURE	参考レート	
Date	CALL	CALL	WEEK1	WEEK2	WEEK3	WEEK4	WEEK5		PUT	PUT	WEEK1	WEEK2	WEEK3	WEEK4		WEEK5	Open
2018/5/17 (木)	0	---	169	0	694	796	0	0	---	182	0	226	860	0	146799	110.29	110.79
2018/5/16 (水)	0	---	506	0	902	80	0	0	---	368	0	1744	84	0	120812	110.34	110.29
2018/5/15 (火)	0	---	43	0	2260	410	0	0	---	234	0	1205	868	0	142114	109.69	110.34
2018/5/14 (月)	0	---	31	0	368	145	0	0	---	100	0	286	476	0	84284	109.32	109.69
2018/5/11 (金)	0	---	48	192	1558	161	0	0	---	103	194	1411	45	0	90256	109.43	109.31
2018/5/10 (木)	0	---	33	711	683	424	0	0	---	17	771	3800	719	0	133244	109.73	109.42
2018/5/9 (水)	0	---	53	1103	241	98	0	0	---	13	3251	725	380	0	113848	109.07	109.74
2018/5/8 (火)	0	---	16	213	57	113	0	0	---	162	838	31	710	0	113295	109.09	109.06
2018/5/7 (月)	0	---	149	96	48	40	0	0	---	100	449	12	41	0	82130	109.10	109.09
2018/5/4 (金)	0	---	176	2435	220	87	0	0	---	123	2553	295	1040	0	116042	109.17	109.09
MEX PESO		PREM QUOTE EURO STYLE 2PMFIX CALL						PUT	PREM QUOTE EURO STYLE 2PMFIX PUT						FUTURE	参考レート	
Date	CALL	CALL	Week 1	Week 2	Week 3	Week 4	Week 5		PUT	PUT	Week 1	Week 2	Week 3	Week 4		Week 5	Open
2018/5/17 (木)	0	---	---	---	---	---	---	5	---	---	---	---	---	---	71882	5.1097	5.0715
2018/5/16 (水)	0	---	---	---	---	---	---	6	---	---	---	---	---	---	72082	5.0808	5.1097
2018/5/15 (火)	0	---	---	---	---	---	---	26	---	---	---	---	---	---	109690	5.1028	5.0808
2018/5/14 (月)	4	---	---	---	---	---	---	3	---	---	---	---	---	---	60156	5.1549	5.1028
2018/5/11 (金)	4	---	---	---	---	---	---	23	---	---	---	---	---	---	78002	5.2035	5.1561
2018/5/10 (木)	0	---	---	---	---	---	---	5	---	---	---	---	---	---	86813	5.1099	5.2035
2018/5/9 (水)	50	---	---	---	---	---	---	4	---	---	---	---	---	---	60089	5.1151	5.1099
2018/5/8 (火)	1	---	---	---	---	---	---	3	---	---	---	---	---	---	68460	5.1411	5.1151
2018/5/7 (月)	31	---	---	---	---	---	---	36	---	---	---	---	---	---	54758	5.1941	5.1411
2018/5/4 (金)	0	---	---	---	---	---	---	45	---	---	---	---	---	---	67201	5.2529	5.1875
NZ DOLLAR		PREM QUOTE EURO STYLE 2PMFIX CALL						PUT	PREM QUOTE EURO STYLE 2PMFIX PUT						FUTURE	参考レート	
Date	CALL	CALL	Week 1	Week 2	Week 3	Week 4	Week 5		PUT	PUT	Week 1	Week 2	Week 3	Week 4		Week 5	Open
2018/5/17 (木)	---	---	---	---	---	---	---	---	---	---	---	---	---	---	32132	0.6902	0.6878
2018/5/16 (水)	---																

Bitcoin CME Futures

Date	Open	High	Low	Close	Volume	OpenInt
2018/2/12 0:00	8320	8900	8010	8835	4208	6343
2018/2/13 0:00	8840	8970	8340	8685	7736	3192
2018/2/14 0:00	8630	9440	8490	9270	3100	3686
2018/2/15 0:00	9350	10220	9310	10095	6007	4412
2018/2/16 0:00	10060	10320	9740	10135	2360	4898
2018/2/20 0:00	11110	11800	11100	11685	8658	5271
2018/2/21 0:00	11710	11770	10180	10340	9127	6050
2018/2/22 0:00	10330	10850	9700	10015	15559	5798
2018/2/23 0:00	9860	10340	9530	9920	6758	5987
2018/2/26 0:00	9680	10400	9290	10330	2959	6101
2018/2/27 0:00	10350	10850	10120	10675	3318	6032
2018/2/28 0:00	10660	11040	10340	10695	5649	5857
2018/3/1 0:00	10500	11110	10200	11025	6323	5727
2018/3/2 0:00	11000	11220	10770	11015	4451	5638
2018/3/5 0:00	11350	11710	11350	11570	3246	5938
2018/3/6 0:00	11600	11650	10550	10735	4552	5564
2018/3/7 0:00	10780	10900	9370	9835	10213	6099
2018/3/8 0:00	9980	10140	9070	9440	9223	6372
2018/3/9 0:00	9300	9450	8380	9135	9357	6632
2018/3/12 0:00	9450	9960	8740	8855	10158	6675
2018/3/13 0:00	9050	9490	8820	9075	13242	4417
2018/3/14 0:00	8970	9380	8200	8236	9399	5478
2018/3/15 0:00	8100	8470	7680	8290	14466	5478
2018/3/16 0:00	8350	8660	7910	8585	9726	6113
2018/3/19 0:00	8180	8730	8100	8445	7840	6271
2018/3/20 0:00	8390	9040	8330	9020	6504	6261
2018/3/21 0:00	9040	9190	8790	8910	4462	6268
2018/3/22 0:00	8900	9110	8500	8600	321	6142
2018/3/23 0:00	8630	8780	8280	8605	3982	6063
2018/3/26 0:00	8690	8690	7850	7920	4128	6147
2018/3/27 0:00	7910	8280	7740	7890	5892	6322
2018/3/28 0:00	8020	8100	7750	7890	4318	6322
2018/3/29 0:00	7880	7990	7230	7240	5186	6113
2018/4/2 0:00	6920	7140	6770	6985	4642	6049
2018/4/3 0:00	6970	7520	6970	7485	3663	6198
2018/4/4 0:00	7440	7440	6740	6890	5164	6413
2018/4/5 0:00	6830	6920	6560	6770	6379	6572
2018/4/6 0:00	6720	6880	6480	6605	4094	6518
2018/4/9 0:00	6960	7220	6610	6635	5303	6723
2018/4/10 0:00	6670	6880	6640	6805	2534	6617
2018/4/11 0:00	6890	6970	6770	6920	2438	6587
2018/4/12 0:00	6920	8080	6675	7695	9641	6343
2018/4/13 0:00	7790	8230	7740	8090	5576	6389
2018/4/16 0:00	8250	8440	7890	7950	6614	6359
2018/4/17 0:00	8010	8170	7800	7875	6182	7823
2018/4/18 0:00	7880	8160	7850	8055	4527	5089
2018/4/19 0:00	8180	8320	8100	8250	4148	5424
2018/4/20 0:00	8280	8600	8240	8530	3576	5565
2018/4/23 0:00	8830	9030	8770	8880	4006	5673
2018/4/24 0:00	8970	9490	8940	9460	6907	5753
2018/4/25 0:00	9490	9790	8780	9070	19000	5648
2018/4/26 0:00	9150	9200	8650	9090	6700	5723
2018/4/27 0:00	9120	9400	8980	9140	4154	5720
2018/4/30 0:00	9300	9480	9130	9360	3393	5697
2018/5/1 0:00	9270	9330	8830	8975	3531	0
2018/5/2 0:00	9050	9200	8990	9115	1622	5785
2018/5/3 0:00	9250	9800	9180	9675	4406	5915
2018/5/4 0:00	9690	9840	9530	9705	5133	6219
2018/5/7 0:00	9620	9680	9175	9405	5956	6273
2018/5/8 0:00	9460	9480	9025	9220	7146	6287
2018/5/9 0:00	9235	9370	8945	9297	7062	6247
2018/5/10 0:00	9245	9420	9045	9095	6168	6051
2018/5/11 0:00	9175	9175	8475	8620	9036	6038
2018/5/14 0:00	8685	8890	8265	8757	11044	5876
2018/5/15 0:00	8780	8860	8430	8517	9396	7442

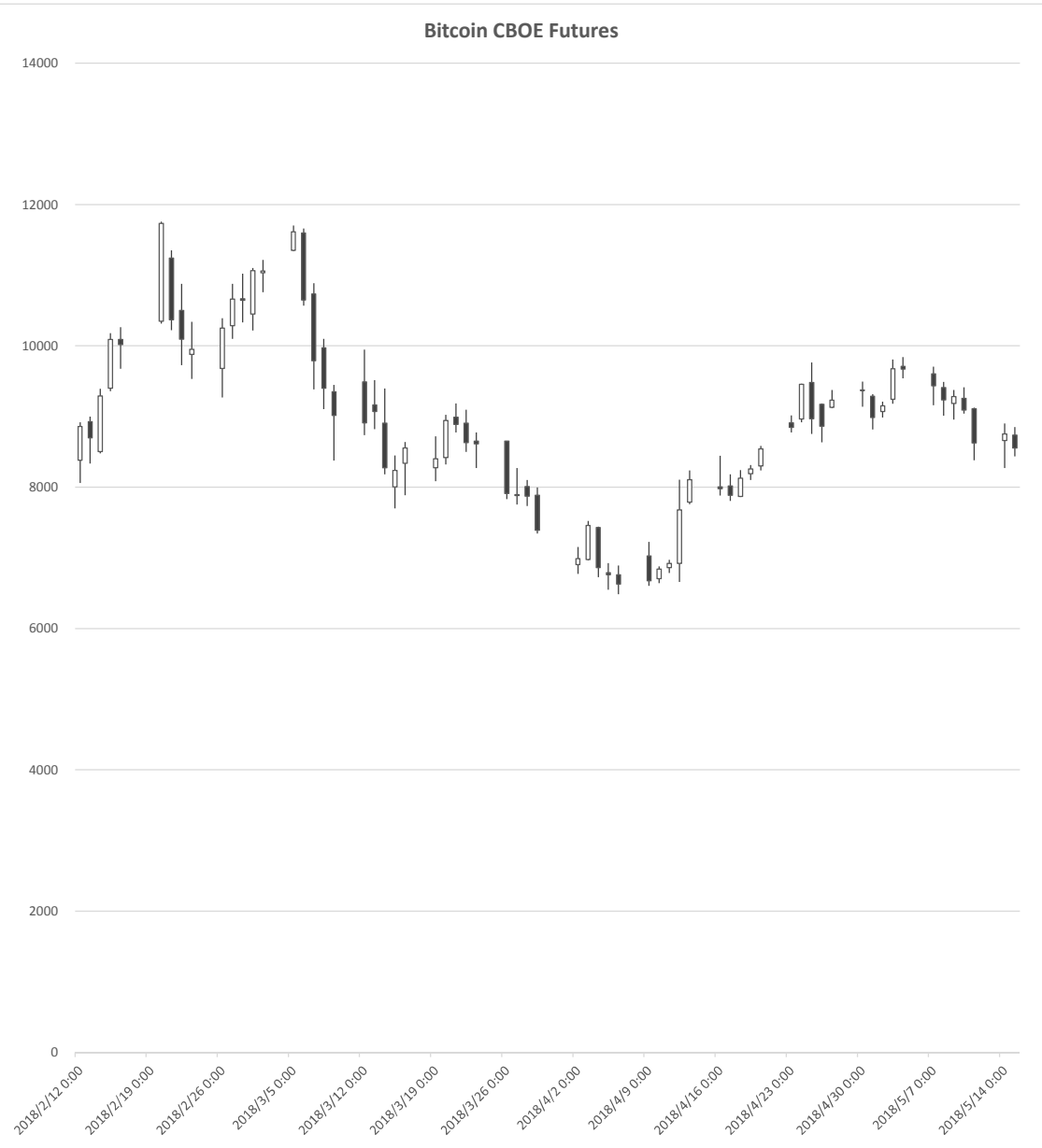
※取引単位=5ビットコイン (CME CFビットコイン参考基準レート=BRRを対象)



Bitcoin CBOE Futures

Date	Open	High	Low	Close	Volume	OpenInt
2018/2/12 0:00	8380	8920	8060	8860	859	1772
2018/2/13 0:00	8925	9000	8335	8700	683	1706
2018/2/14 0:00	8505	9390	8480	9290	1146	1795
2018/2/15 0:00	9400	10180	9360	10090	2201	1685
2018/2/16 0:00	10090	10265	9675	10020	1410	1722
2018/2/20 0:00	10350	11760	10315	11735	2766	1675
2018/2/21 0:00	11240	11350	10220	10370	1964	1794
2018/2/22 0:00	10500	10875	9725	10095	1704	1629
2018/2/23 0:00	9880	10340	9530	9950	1537	1522
2018/2/26 0:00	9680	10390	9270	10250	782	1553
2018/2/27 0:00	10285	10875	10100	10660	774	1581
2018/2/28 0:00	10665	11020	10330	10645	1175	1508
2018/3/1 0:00	10450	11100	10215	11065	1411	1477
2018/3/2 0:00	11035	11215	10760	11060	761	1459
2018/3/5 0:00	11350	11700	11340	11615	1065	1622
2018/3/6 0:00	11595	11660	10570	10650	1626	1584
2018/3/7 0:00	10735	10885	9385	9790	1968	1605
2018/3/8 0:00	9970	10100	9105	9400	2610	1555
2018/3/9 0:00	9350	9445	8375	9015	2873	1596
2018/3/12 0:00	9490	9945	8735	8910	2846	1588
2018/3/13 0:00	9165	9515	8820	9070	3473	1575
2018/3/14 0:00	8905	9395	8180	8275	2792	1550
2018/3/15 0:00	8005	8450	7700	8235	3286	1573
2018/3/16 0:00	8340	8640	7885	8555	3178	1644
2018/3/19 0:00	8275	8720	8085	8400	2899	1646
2018/3/20 0:00	8420	9025	8320	8945	2230	1626
2018/3/21 0:00	8990	9185	8775	8890	1947	1628
2018/3/22 0:00	8905	9095	8500	8630	2223	1554
2018/3/23 0:00	8650	8775	8270	8615	3017	1543
2018/3/26 0:00	8650	8655	7830	7910	2950	1545
2018/3/27 0:00	7880	8270	7755	7895	4381	1615
2018/3/28 0:00	8010	8100	7735	7875	3767	1662
2018/3/29 0:00	7885	7995	7345	7390	1740	1468
2018/4/2 0:00	6905	7155	6775	6990	3586	1544
2018/4/3 0:00	6975	7520	6965	7460	2331	1661
2018/4/4 0:00	7430	7440	6725	6860	3019	1697
2018/4/5 0:00	6790	6925	6550	6760	4621	1714
2018/4/6 0:00	6760	6890	6485	6630	2465	1706
2018/4/9 0:00	7025	7225	6605	6675	3434	1742
2018/4/10 0:00	6705	6880	6640	6840	1903	1702
2018/4/11 0:00	6860	6970	6785	6920	1764	1806
2018/4/12 0:00	6920	8105	6660	7680	5157	2003
2018/4/13 0:00	7790	8235	7760	8105	3168	2097
2018/4/16 0:00	8005	8445	7880	7980	3957	2025
2018/4/17 0:00	8015	8180	7805	7885	2951	2029
2018/4/18 0:00	7870	8240	7860	8125	3048	2117
2018/4/19 0:00	8190	8315	8100	8260	2925	2179
2018/4/20 0:00	8300	8585	8235	8540	2581	2289
2018/4/23 0:00	8910	9015	8775	8845	3556	2263
2018/4/24 0:00	8965	9465	8920	9455	5226	2380
2018/4/25 0:00	9480	9765	8755	8970	11202	2255
2018/4/26 0:00	9170	9185	8635	8865	5500	2133
2018/4/27 0:00	9130	9375	9115	9231	2283	1904
2018/4/30 0:00	9375	9495	9140	9365	3062	2055
2018/5/1 0:00	9285	9315	8815	8985	3202	1991
2018/5/2 0:00	9070	9210	8985	9150	2151	2061
2018/5/3 0:00	9245	9805	9180	9675	4378	2355
2018/5/4 0:00	9710	9840	9540	9670	3868	2504
2018/5/7 0:00	9605	9705	9160	9435	4914	2544
2018/5/8 0:00	9410	9490	9010	9235	4559	2485
2018/5/9 0:00	9185	9375	8955	9280	3116	2477
2018/5/10 0:00	9255	9415	9040	9090	3180	2548
2018/5/11 0:00	9110	9125	8380	8625	5175	2631
2018/5/14 0:00	8660	8900	8270	8755	5930	2556
2018/5/15 0:00	8735	8850	8435	8555	4392	2505

※取引単位=5ビットコイン (CME CFビットコイン参考基準レート=BRRを対象)



過去5日及び過去4週の4本値と各種ピボット

2018/05/14 ~ 2018/05/18

USD/JPY										Demark						Pivot					Fibonacci Zone				
当日のOHLCLから計算される翌日の										TD Range Projection						TD pivot points									
日足	Open	High	Low	Close	値幅/日	引け形態	真の高値	真の安値	予想高値	予想安値	予想高値	予想安値	StopLoss	Support	Pivot	Resistance	StopLoss	3-days AVG	Support Zone 2	Support Zone 1	BP	Resistance Zone 1	Resistance Zone 2		
													LBOP	S2	S1	PP	R1	R2	HBOP						
2018/05/14	109.32	109.70	109.21	109.69	49p	陽線引け	-	-	-	-	-	-	108.88	109.04	109.37	109.54	109.86	110.03	110.35						
2018/05/15	109.69	110.45	109.66	110.34	79p	陽線引け	110.45	109.66	110.79	110.00	110.79	110.00	109.06	109.36	109.85	110.15	110.64	110.94	111.43						
2018/05/16	110.34	110.40	110.04	110.29	35p	陰線引け	110.40	110.04	110.34	109.99	110.34	109.99	109.74	109.89	110.09	110.24	110.44	110.60	110.80	109.98	Bull	109.75	~ 109.89	110.02	~ 110.07
2018/05/17	110.29	110.86	110.08	110.79	78p	陽線引け	110.86	110.08	111.21	110.43	111.21	110.43	109.52	109.80	110.29	110.58	111.07	111.35	111.85	110.32	Bull	109.50	~ 109.80	110.09	~ 110.19
2018/05/18	110.79	111.08	110.61	110.73	47p	陰線引け	111.08	110.61	110.90	110.43	110.90	110.43	110.06	110.34	110.53	110.81	111.00	111.28	111.47	110.54	Bull	110.16	~ 110.34	110.52	~ 110.57
週足	Open	High	Low	Close	値幅/週	引け形態	真の高値	真の安値	予想高値	予想安値	予想高値	予想安値	LBOP	S2	S1	PP	R1	R2	HBOP	3-days AVG	Support Zone 2	Support Zone 1	BP	Resistance Zone 1	Resistance Zone 2
2018/04/23 ~ 2018/04/27	107.77	109.54	107.66	109.07	187p	陽線引け	-	-	-	-	-	-	106.11	106.88	107.98	108.76	109.85	110.63	111.72						
2018/04/30 ~ 2018/05/04	109.08	110.01	108.65	109.09	136p	陰線引け	110.01	107.66	110.73	108.38	110.23	108.87	107.13	107.89	108.49	109.25	109.85	110.61	111.21						
2018/05/07 ~ 2018/05/11	109.10	110.02	108.76	109.31	126p	陽線引け	110.02	108.76	110.29	109.04	110.29	109.04	107.45	108.11	108.71	109.36	109.97	110.62	111.23	109.12	Bull	107.62	~ 108.11	108.59	~ 108.73
2018/05/14 ~ 2018/05/18	109.32	111.08	109.21	110.73	187p	陽線引け	111.08	109.21	111.84	109.97	111.84	109.97	107.73	108.47	109.60	110.34	111.47	112.21	113.34	109.65	Bull	107.75	~ 108.47	109.18	~ 109.40

EUR/JPY										Demark						Pivot					Fibonacci Zone				
当日のOHLCLから計算される翌日の										TD Range Projection						TD pivot points									
日足	Open	High	Low	Close	値幅/日	引け形態	真の高値	真の安値	予想高値	予想安値	予想高値	予想安値	StopLoss	Support	Pivot	Resistance	StopLoss	3-days AVG	Support Zone 2	Support Zone 1	BP	Resistance Zone 1	Resistance Zone 2		
													LBOP	S2	S1	PP	R1	R2	HBOP						
2018/05/14	130.61	131.37	129.53	130.30	184p	陰線引け	131.37	129.53	130.84	128.99	130.84	128.99	127.59	128.56	129.43	130.40	131.27	132.24	133.11	130.52	Bear	127.86	~ 128.56	129.26	~ 129.48
2018/05/15	130.83	131.14	130.44	130.62	70p	陰線引け	131.14	130.44	130.88	130.19	130.88	130.19	129.64	130.04	130.33	130.74	131.03	131.43	131.72						
2018/05/16	130.62	130.63	129.53	130.28	110p	陰線引け	130.63	129.53	130.45	129.35	130.45	129.35	128.56	129.05	129.66	130.15	130.76	131.25	131.86	130.61	Bear	128.63	~ 129.05	129.47	~ 129.60
2018/05/17	130.28	130.85	130.26	130.67	59p	陽線引け	130.85	130.26	131.06	130.47	131.06	130.47	129.75	130.00	130.34	130.59	130.93	131.18	131.52	130.49	Bull	129.78	~ 130.00	130.23	~ 130.30
2018/05/18	130.67	131.13	130.24	130.30	89p	陰線引け	131.13	130.24	130.71	129.83	130.71	129.83	129.10	129.67	129.98	130.56	130.87	131.44	131.76	130.43	Bull	129.33	~ 129.67	130.01	~ 130.11
週足	Open	High	Low	Close	値幅/週	引け形態	真の高値	真の安値	予想高値	予想安値	予想高値	予想安値	LBOP	S2	S1	PP	R1	R2	HBOP	3-days AVG	Support Zone 2	Support Zone 1	BP	Resistance Zone 1	Resistance Zone 2
2018/04/23 ~ 2018/04/27	132.38	133.49	131.89	132.31	160p	陰線引け	-	-	-	-	-	-	130.04	130.97	131.64	132.56	133.23	134.16	134.83						
2018/04/30 ~ 2018/05/04	132.30	132.54	129.90	130.44	264p	陽線引け	132.54	130.44	131.49	129.39	131.49	128.85	126.74	128.32	129.38	130.96	132.03	133.61	134.67						
2018/05/07 ~ 2018/05/11	130.46	130.77	129.24	130.57	153p	陽線引け	130.77	129.24	131.43	129.90	131.43	129.90	128.09	128.66	129.62	130.19	131.15	131.72	132.67	131.24	Bear	128.08	~ 128.66	129.25	~ 129.43
2018/05/14 ~ 2018/05/18	130.61	131.37	129.53	130.30	184p	陰線引け	131.37	129.53	130.84	128.99	130.84	128.99	127.59	128.56	129.43	130.40	131.27	132.24	133.11	130.52	Bear	127.86	~ 128.56	129.26	~ 129.48

EUR/USD										Demark						Pivot					Fibonacci Zone				
当日のOHLCLから計算される翌日の										TD Range Projection						TD pivot points									
日足	Open	High	Low	Close	値幅/日	引け形態	真の高値	真の安値	予想高値	予想安値	予想高値	予想安値	StopLoss	Support	Pivot	Resistance	StopLoss	3-days AVG	Support Zone 2	Support Zone 1	BP	Resistance Zone 1	Resistance Zone 2		
													LBOP	S2	S1	PP	R1	R2	HBOP						
2018/05/14	1.1947	1.1996	1.1924	1.1927	72p	陰線引け	-	-	-	-	-	-	1.1829	1.1876	1.1902	1.1949	1.1974	1.2021	1.2046						
2018/05/15	1.1927	1.1938	1.1821	1.1838	117p	陰線引け	1.1938	1.1821	1.1888	1.1771	1.1888	1.1771	1.1676	1.1749	1.1793	1.1866	1.1911	1.1983	1.2028						
2018/05/16	1.1838	1.1854	1.1764	1.1812	90p	陰線引け	1.1854	1.1764	1.1833	1.1743	1.1833	1.1743	1.1676	1.1720	1.1766	1.1810	1.1856	1.1900	1.1946	1.1875	Bear	1.1685	~ 1.1720	1.1754	~ 1.1765
2018/05/17	1.1812	1.1838	1.1777	1.1795	60p	陽線引け	1.1838	1.1777	1.1816	1.1756	1.1816	1.1756	1.1709	1.1743	1.1769	1.1803	1.1829	1.1864	1.1890	1.1826	Bear	1.1720	~ 1.1743	1.1766	~ 1.1773
2018/05/18	1.1795	1.1822	1.1750	1.1768	72p	陰線引け	1.1822	1.1750	1.1795	1.1723	1.1795	1.1723	1.1666	1.1708	1.1738	1.1780	1.1810	1.1852	1.1882	1.1798	Bear	1.1681	~ 1.1708	1.1736	~ 1.1744
週足	Open	High	Low	Close	値幅/週	引け形態	真の高値	真の安値	予想高値	予想安値	予想高値	予想安値	LBOP	S2	S1	PP	R1	R2	HBOP	3-days AVG	Support Zone 2	Support Zone 1	BP	Resistance Zone 1	Resistance Zone 2
2018/04/23 ~ 2018/04/27	1.2283	1.2290	1.2056	1.2130	234p	陰線引け	-	-	-	-	-	-	1.1794	1.1925	1.2027	1.2158	1.2261	1.2392	1.2495						
2018/04/30 ~ 2018/05/04	1.2128	1.2139	1.1912	1.1958	227p	陰線引け	1.2139	1.1958	1.2048	1.1867	1.2048	1.1821	1.1639	1.1776	1.1867	1.2003	1.2094	1.2230	1.2321						
2018/05/07 ~ 2018/05/11	1.1958	1.1978	1.1823	1.1945	155p	陽線引け	1.1978	1.1823	1.1961	1.1806	1.1961	1.1806	1.1697	1.1760	1.1852	1.1915	1.2007	1.2070	1.2162	1.2025	Bear	1.1701	~ 1.1760	1.1819	~ 1.1838
2018/05/14 ~ 2018/05/18	1.1947	1.1996	1.1750	1.1768	246p	陰線引け	1.1996	1.1750	1.1882	1.1636	1.1882	1.1636	1.1434	1.1592	1.1680	1.1838	1.1926	1.2084	1.2172	1.1919	Bear	1.1498	~ 1.1592	1.1686	~ 1.1715

GBP/JPY										Demark						Pivot					Fibonacci Zone				
当日のOHLCLから計算される翌日の										TD Range Projection						TD pivot points									
日足	Open	High	Low	Close	値幅/日	引け形態	真の高値	真の安値	予想高値	予想安値	予想高値	予想安値	StopLoss	Support	Pivot	Resistance	StopLoss	3-days AVG	Support Zone 2	Support Zone 1	BP	Resistance Zone 1	Resistance Zone 2		
													LBOP	S2	S1	PP	R1	R2	HBOP						
2018/05/14	148.06	149.07	148.06	148.72	101p	陽線引け	-	-	-	-	-	-	147.15	147.61	148.16	148.62	149.18	149.63	150.19						
2018/05/15	148.72	149.20	148.40	148.99	80p	陽線引け	149.20	148.40	149.50	148.70	149.50	148.70	147.73	148.06	148.53	148.87	149.33	149.67	150.13						
2018/05/16	149.04	149.09	148.19	149.04	90p	陰線引け	149.09	148.19	149.06	148.17	149.06	148.17	147.56	147.88	148.46	148.77	149.35	149.67	150.25	148.75	Bull	147.53	~ 147.88	148.22	~ 148.32
2018/05/17	149.05	149.84	149.01	149.74	83p	陽線引け	149.84	149.01	150.20	149.37	150.20	149.37	148.39	148.70	149.22	149.53	150.05	150.36	150.88	149.05	Bull	148.38	~ 148.70	149.01	~ 149.11
2018/05/18	149.74	150.01	149.10	149.25	91p	陰線引け	150.01	149.10	149.63	148.72	149.63	148.72	147.98	148.54	148.89	149.45	149.80	150.36	150.72	149.25	Bull	148.19	~ 148.54	148.89	~ 149.00

IMM扱い8通貨/ダウ/日経/金/オイル/主要クロス円の過去5日及び過去5週の4本値

AUDUSD					CADUSD					CHFUSD				
Date	Open	High	Low	Close	Date	Open	High	Low	Close	Date	Open	High	Low	Close
2018/05/18	0.7512	0.7528	0.7489	0.7509	2018/05/18	0.7811	0.7818	0.7745	0.7764	2018/05/18	0.9985	1.0050	0.9981	1.0022
2018/05/17	0.7517	0.7547	0.7498	0.7510	2018/05/17	0.7819	0.7843	0.7799	0.7810	2018/05/17	0.9990	1.0013	0.9967	0.9985
2018/05/16	0.7472	0.7523	0.7448	0.7517	2018/05/16	0.7767	0.7826	0.7766	0.7820	2018/05/16	0.9989	1.0015	0.9981	0.9990
2018/05/15	0.7527	0.7538	0.7448	0.7472	2018/05/15	0.7813	0.7817	0.7738	0.7768	2018/05/15	0.9997	1.0016	0.9959	0.9989
2018/05/14	0.7546	0.7565	0.7522	0.7527	2018/05/14	0.7820	0.7842	0.7805	0.7813	2018/05/14	0.9999	1.0042	0.9985	0.9997

CNYUSD					EURUSD					GBPUSD				
Date	Open	High	Low	Close	Date	Open	High	Low	Close	Date	Open	High	Low	Close
2018/05/18	0.1573	0.1574	0.1571	0.1571	2018/05/18	1.1795	1.1822	1.1750	1.1768	2018/05/18	1.3516	1.3528	1.3455	1.3479
2018/05/17	0.1574	0.1576	0.1573	0.1574	2018/05/17	1.1812	1.1838	1.1777	1.1795	2018/05/17	1.3515	1.3569	1.3475	1.3516
2018/05/16	0.1570	0.1573	0.1569	0.1571	2018/05/16	1.1838	1.1854	1.1764	1.1812	2018/05/16	1.3507	1.3521	1.3456	1.3513
2018/05/15	0.1577	0.1578	0.1575	0.1575	2018/05/15	1.1927	1.1938	1.1821	1.1838	2018/05/15	1.3558	1.3572	1.3452	1.3503
2018/05/14	0.1580	0.1581	0.1579	0.1579	2018/05/14	1.1947	1.1996	1.1924	1.1927	2018/05/14	1.3543	1.3608	1.3542	1.3558

JPYUSD					MXNUSD					NZDUSD				
Date	Open	High	Low	Close	Date	Open	High	Low	Close	Date	Open	High	Low	Close
2018/05/18	0.9026	0.9041	0.9002	0.9031	2018/05/18	5.0715	5.0891	5.0063	5.0119	2018/05/18	0.6877	0.6918	0.6874	0.6917
2018/05/17	0.9067	0.9084	0.9021	0.9026	2018/05/17	5.1097	5.1269	5.0638	5.0715	2018/05/17	0.6902	0.6937	0.6873	0.6878
2018/05/16	0.9063	0.9087	0.9058	0.9067	2018/05/16	5.0808	5.1146	5.0511	5.1097	2018/05/16	0.6863	0.6917	0.6851	0.6902
2018/05/15	0.9116	0.9119	0.9054	0.9063	2018/05/15	5.1028	5.1079	5.0195	5.0808	2018/05/15	0.6916	0.6924	0.6854	0.6863
2018/05/14	0.9147	0.9157	0.9116	0.9116	2018/05/14	5.1549	5.1821	5.0951	5.1028	2018/05/14	0.6962	0.6975	0.6911	0.6916

Nikkei 225 - Japan (NIX)					出来高	
Date	Open	High	Low	Close	(ドル建て終値)	出来高
2018/05/18	22907.20	22954.19	22867.30	22930.36	206.70	0 1302885760
2018/05/17	22820.62	22887.03	22799.16	22838.37	206.34	779172800 1473167872
2018/05/16	22730.12	22796.14	22695.84	22717.23	206.19	826582976 1626454016
2018/05/15	22889.47	22912.06	22805.72	22818.02	207.35	891344320 0
2018/05/14	22705.30	22894.76	22683.64	22865.86	208.82	709814976 1519399040
週4本値	22705.30	22954.19	22683.64	22930.36	206.70	(N225銘柄計) (東証一部全体計)

XAUUSD				
Date	Open	High	Low	Close
2018/05/18	1290.90	1294.18	1286.18	1291.89
2018/05/17	1290.62	1294.37	1285.69	1290.74
2018/05/16	1290.09	1296.96	1286.59	1290.38
2018/05/15	1312.98	1314.92	1288.80	1291.41
2018/05/14	1318.36	1322.39	1313.09	1314.11
週4本値	1318.36	1322.39	1285.69	1291.89

Dow Jones Industrial - USA (DJIA)					出来高	
Date	Open	High	Low	Close	出来高	
2018/05/18	24707.72	24774.97	24664.87	24715.09	269696371	
2018/05/17	24752.40	24839.49	24639.40	24713.98	314650345	
2018/05/16	24722.32	24801.19	24672.79	24768.93	280812814	
2018/05/15	24809.55	24809.55	24629.39	24706.41	301903205	
2018/05/14	24879.37	24994.19	24862.52	24899.41	282855588	
週4本値	24879.37	24994.19	24629.39	24715.09	269696371	

Historical Data by **Stooq**
 Historical Data by **MarketNewsline**
 Arrangement by **FX_勝てば官軍?**

Crude Light Oil					
Date	Open	High	Low	Close	出来高
2018/05/18	71.58	71.75	71.02	71.38	
2018/05/17	71.56	72.30	71.09	71.49	1511115
2018/05/16	71.02	71.59	70.66	71.49	1327746
2018/05/15	71.15	71.92	70.42	71.31	1805032
2018/05/14	70.54	71.26	70.26	70.96	1215405
週4本値	70.54	72.30	70.26	71.38	

USDJPY					EURJPY					GBPJPY				
日付	始値	高値	安値	終値	日付	始値	高値	安値	終値	日付	始値	高値	安値	終値
2018/05/18	110.79	111.08	110.61	110.73	2018/05/18	130.67	131.13	130.24	130.30	2018/05/18	149.74	150.01	149.10	149.25
2018/05/17	110.29	110.86	110.08	110.79	2018/05/17	130.28	130.85	130.26	130.67	2018/05/17	149.05	149.84	149.01	149.74
2018/05/16	110.34	110.40	110.04	110.29	2018/05/16	130.62	130.63	129.53	130.28	2018/05/16	149.04	149.09	148.19	149.04
2018/05/15	109.69	110.45	109.66	110.34	2018/05/15	130.83	131.14	130.44	130.62	2018/05/15	148.72	149.20	148.40	148.99
2018/05/14	109.32	109.70	109.21	109.69	2018/05/14	130.61	131.37	130.60	130.83	2018/05/14	148.06	149.07	148.06	148.72

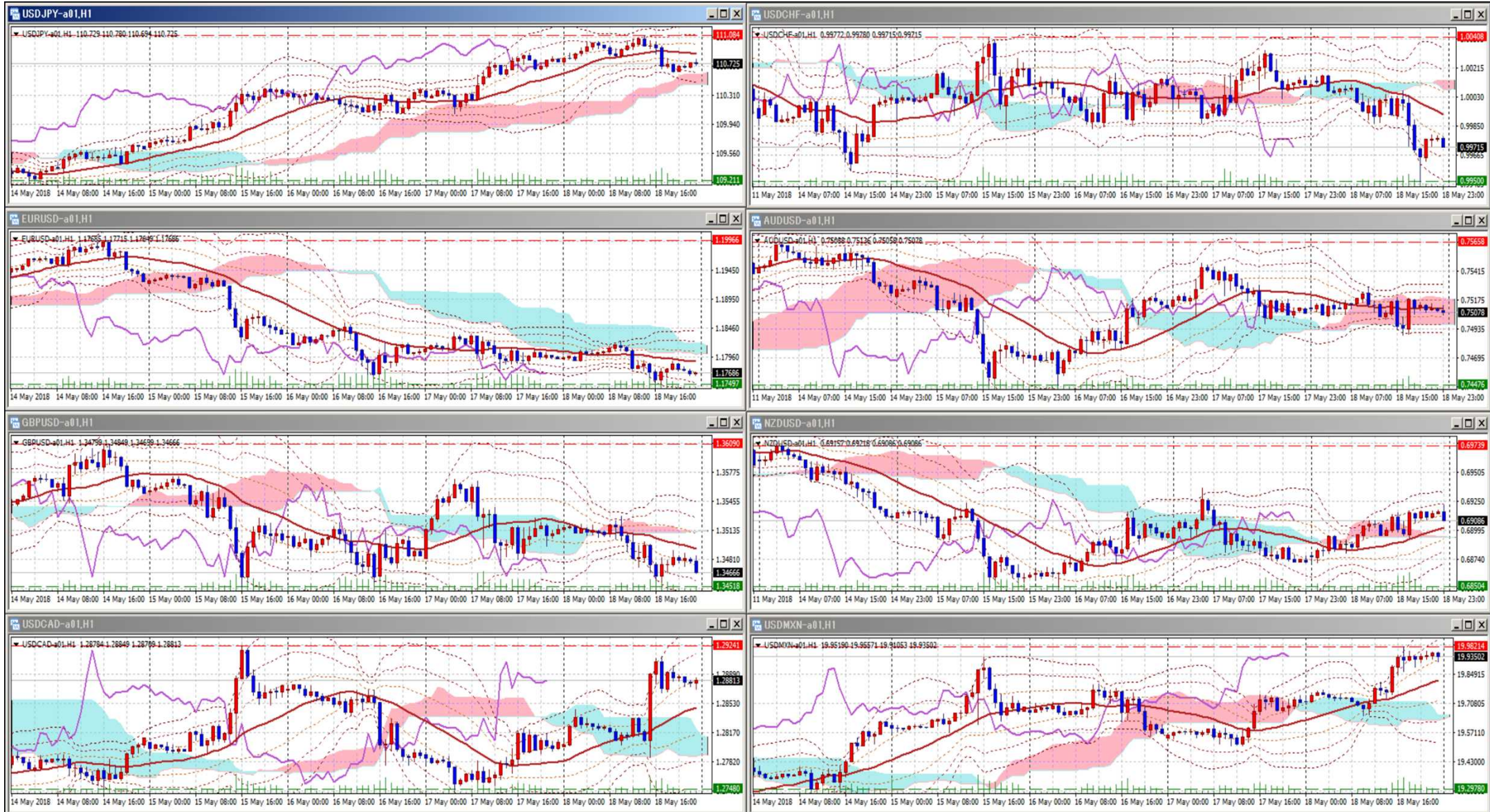
USDJPY Weekly					EURJPY Weekly					GBPJPY Weekly				
日付	始値	高値	安値	終値	日付	始値	高値	安値	終値	日付	始値	高値	安値	終値
2018/05/18	109.32	111.08	109.21	110.73	2018/05/18	130.61	131.37	129.53	130.30	2018/05/18	148.06	150.01	148.06	149.25
2018/05/11	109.10	110.02	108.76	109.31	2018/05/11	130.46	130.77	129.24	130.57	2018/05/11	147.67	149.31	147.06	148.03
2018/05/04	109.08	110.01	108.65	109.09	2018/05/04	132.30	132.54	129.90	130.44	2018/05/04	150.28	150.82	147.08	147.66
2018/04/27	107.77	109.54	107.66	109.07	2018/04/27	132.38	133.49	131.89	132.31	2018/04/27	150.93	152.72	150.26	150.33
2018/04/20	107.50	107.86	106.89	107.65	2018/04/20	132.56	133.08	132.05	132.22	2018/04/20	153.08	153.76	150.72	150.85

先週のIMM取り扱い対ドル8通貨チャート

※ 赤点線は週最高値/青点線は週最低値、BB中心線はSMA21

2018/05/14 ~ 2018/05/18

Chart by OANDA Japan MetaTrader4



Pivot Maker Ver 3.0 by FX_勝てば官軍?

<http://fx.najirane.com>