

JAPANESE YEN - CHICAGO MERCANTILE EXCHANGE
2017/12/12 ~ 2018/06/05

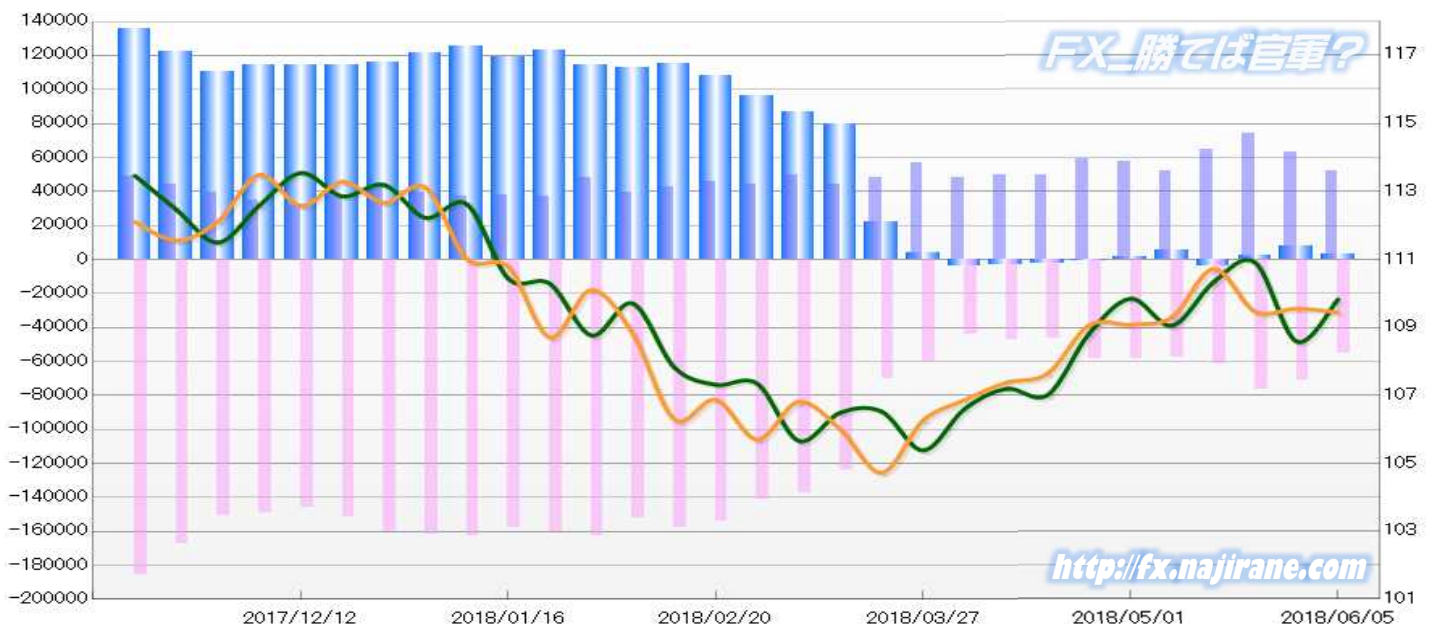
Code-097741

2018/06/08 NYクローズ時公表値

Report_Date	Non Commercial Positions												火曜日 引け値	金曜日 引け値
	Long	増減	増減(%)	Short	増減	増減(%)	売り越し	増減	増減(%)	売買計	増減	増減(%)		
2018/06/05	52060	-11122	-17.6%	55497	-15721	-22.1%	3437	-4599	-57.2%	107557	-26843	-20.0%	109.83	109.45
2018/05/29	63182	-10654	-14.4%	71218	-5385	-7.0%	8036	5269	190.4%	134400	-16039	-10.7%	108.59	109.56
2018/05/22	73836	8910	13.7%	76603	15357	25.1%	2767	-6447	-175.2%	150439	24267	19.2%	110.91	109.47
2018/05/15	64926	13114	25.3%	61246	3972	6.9%	-3680	-9142	-167.4%	126172	17086	15.7%	110.34	110.73
2018/05/08	51812	-5537	-9.7%	57274	-1480	-2.5%	5462	4057	288.8%	109086	-7017	-6.0%	109.06	109.31
2018/05/01	57349	-1904	-3.2%	58754	84	0.1%	1405	-1988	-341.0%	116103	-1820	-1.5%	109.85	109.09
2018/04/24	59253	9820	19.9%	58670	11828	25.3%	-583	-2008	-77.5%	117923	21648	22.5%	108.82	109.07
2018/04/17	49433	-422	-0.8%	46842	-252	-0.5%	-2591	-170	-6.2%	96275	-674	-0.7%	107.02	107.65
2018/04/10	49855	1802	3.8%	47094	2613	5.9%	-2761	-811	-22.7%	96949	4415	4.8%	107.20	107.38
2018/04/03	48053	-8491	-15.0%	44481	-15731	-26.1%	-3572	-7240	-197.4%	92534	-24222	-20.7%	106.61	106.87
2018/03/27	56544	8642	18.0%	60212	-9689	-13.9%	3668	-18331	-83.3%	116756	-1047	-0.9%	105.39	106.27
2018/03/20	47902	3606	8.1%	69901	-53934	-43.6%	21999	-57540	-72.3%	117803	-50328	-29.9%	106.53	104.73
2018/03/13	44296	-5761	-11.5%	123835	-13067	-9.5%	79539	-7306	-8.4%	168131	-18828	-10.1%	106.50	106.01
2018/03/06	50057	5518	12.4%	136902	-4288	-3.0%	86845	-9806	-10.1%	186959	1230	0.7%	105.67	106.82
2018/02/27	44539	-1095	-2.4%	141190	-12782	-8.3%	96651	-11687	-10.8%	185729	-13877	-7.0%	107.35	105.71
2018/02/20	45634	3335	7.9%	153972	-3836	-2.4%	108338	-7171	-6.2%	199606	-501	-0.3%	107.32	106.88
2018/02/13	42299	3191	8.2%	157808	5824	3.8%	115509	2633	2.3%	200107	9015	4.7%	107.83	106.30
2018/02/06	39108	-8720	-18.2%	151984	-10540	-6.5%	112876	-1820	-1.6%	191092	-19260	-9.2%	109.71	108.82
2018/01/30	47828	10568	28.4%	162524	2394	1.5%	114696	-8174	-6.7%	210352	12962	6.6%	108.77	110.11
2018/01/23	37260	-892	-2.3%	160130	2628	1.7%	122870	3520	2.9%	197390	1736	0.9%	110.29	108.71
2018/01/16	38152	776	2.1%	157502	-5410	-3.3%	119350	-6186	-4.9%	195654	-4634	-2.3%	110.44	110.79
2018/01/09	37376	-2216	-5.6%	162912	1554	1.0%	125536	3770	3.1%	200288	-662	-0.3%	112.63	111.02
2018/01/02	39592	-4677	-10.6%	161358	1003	0.6%	121766	5680	4.9%	200950	-3674	-1.8%	112.23	113.12
2017/12/26	44269	7395	20.1%	160355	9108	6.0%	116086	1713	1.5%	204624	16503	8.8%	113.20	112.67
2017/12/19	36874	5127	16.1%	151247	5377	3.7%	114373	250	0.2%	188121	10504	5.9%	112.86	113.29
2017/12/12	31747			145870			114123			177617			113.55	112.58

JAPANESE YEN - CHICAGO MERCANTILE EXCHANGE
FUTURES ONLY POSITIONS

— 金曜終値 — 火曜終値 — Short枚数 — Long枚数 — 売り越し枚数(マイナスの場合は買越しと読替え)



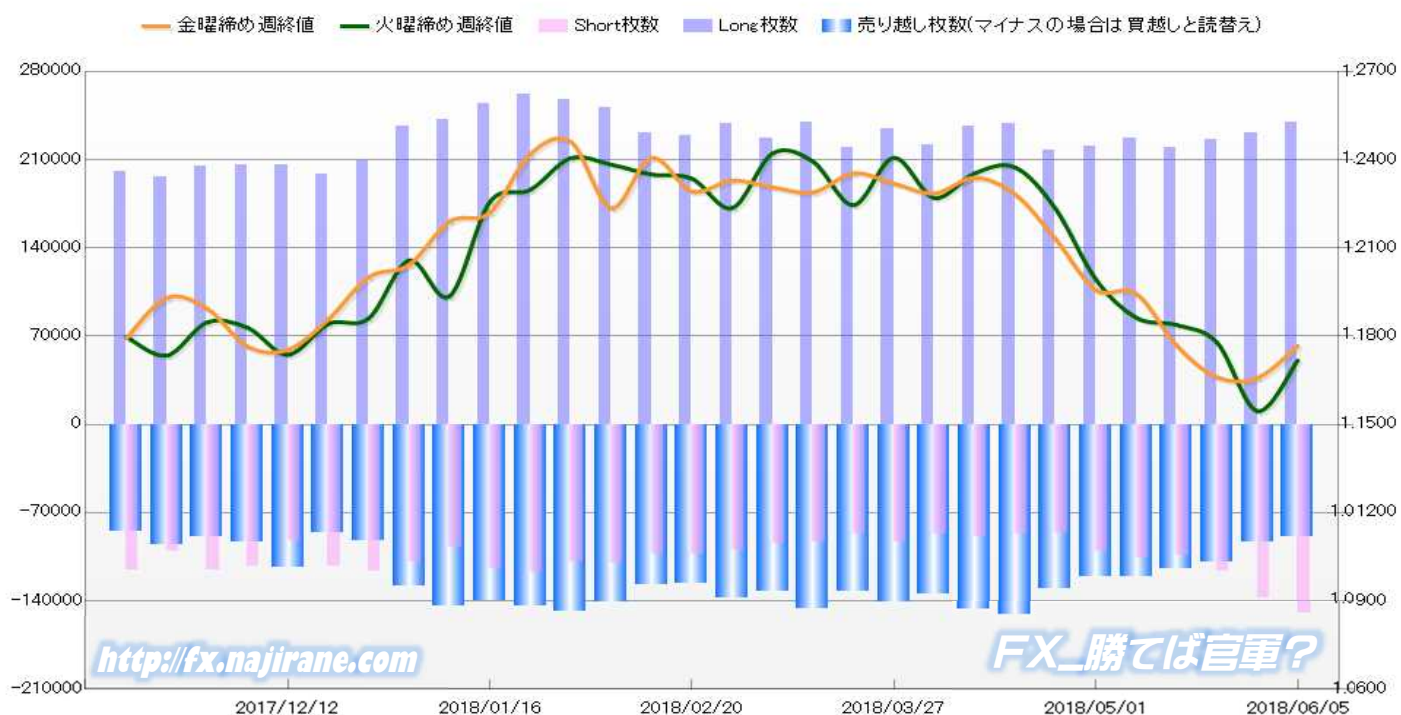
EURO FX - CHICAGO MERCANTILE EXCHANGE
2017/12/12 ~ 2018/06/05

Code-099741

2018/06/08 NYクローズ時公表値

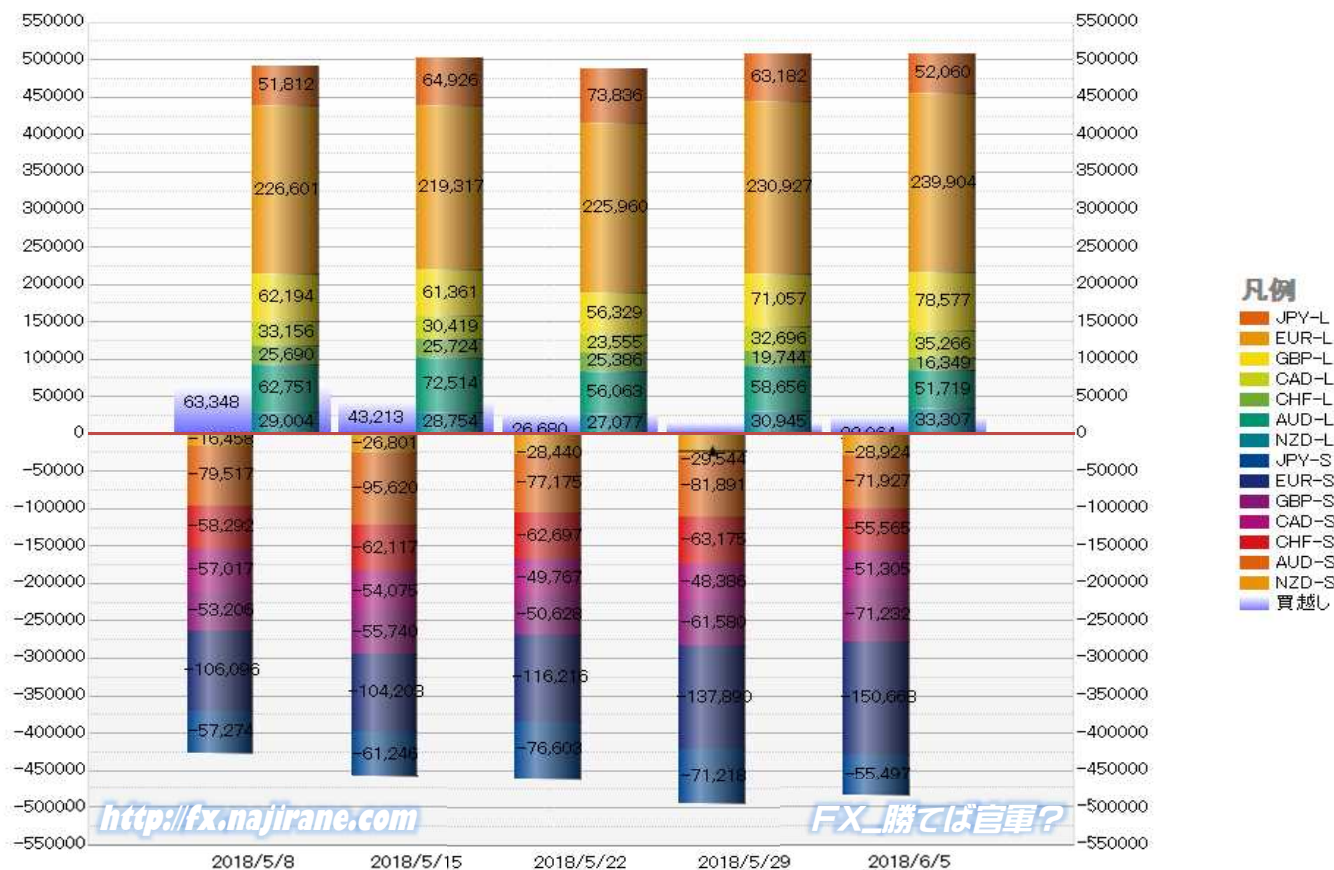
Report_Date	Non Commercial Positions									火曜日 引け値	金曜日 引け値
	Long	増減	Short	増減	売り越し	増減	売買計	増減			
2018/06/05	239904	8977 3.9%	150668	12778 9.3%	-89236	-3801 -4.1%	390572	21755 5.9%	1.1718	1.1767	
2018/05/29	230927	4967 2.2%	137890	21674 18.6%	-93037	-16707 -15.2%	368817	26641 7.8%	1.1545	1.1658	
2018/05/22	225960	6643 3.0%	116216	12013 11.5%	-109744	-5370 -4.7%	342176	18656 5.8%	1.1778	1.1661	
2018/05/15	219317	-7284 -3.2%	104203	-1893 -1.8%	-115114	-5391 -4.5%	323520	-9177 -2.8%	1.1838	1.1768	
2018/05/08	226601	5590 2.5%	106096	5653 5.6%	-120505	-63 -0.1%	332697	11243 3.5%	1.1863	1.1945	
2018/05/01	221011	4067 1.9%	100443	14093 16.3%	-120568	-10026 -7.7%	321454	18160 6.0%	1.1993	1.1958	
2018/04/24	216944	-21885 -9.2%	86350	-1003 -1.1%	-130594	-20882 -13.8%	303294	-22888 -7.0%	1.2234	1.2130	
2018/04/17	238829	2485 1.1%	87353	-1528 -1.7%	-151476	4013 2.7%	326182	957 0.3%	1.2374	1.2283	
2018/04/10	236344	15017 6.8%	88881	1935 2.2%	-147463	13082 9.7%	325225	16952 5.5%	1.2354	1.2339	
2018/04/03	221327	-13329 -5.7%	86946	-6646 -7.1%	-134381	-6683 -4.7%	308273	-19975 -6.1%	1.2270	1.2285	
2018/03/27	234656	15222 6.9%	93592	6897 8.0%	-141064	8325 6.3%	328248	22119 7.2%	1.2407	1.2319	
2018/03/20	219434	-20019 -8.4%	86695	-6378 -6.9%	-132739	-13641 -9.3%	306129	-26397 -7.9%	1.2246	1.2354	
2018/03/13	239453	12099 5.3%	93073	-1309 -1.4%	-146380	13408 10.1%	332526	10790 3.4%	1.2394	1.2289	
2018/03/06	227354	-10933 -4.6%	94382	-5928 -5.9%	-132972	-5005 -3.6%	321736	-16861 -5.0%	1.2421	1.2306	
2018/02/27	238287	9014 3.9%	100310	-2837 -2.8%	-137977	11851 9.4%	338597	6177 1.9%	1.2236	1.2329	
2018/02/20	229273	-1512 -0.7%	103147	-349 -0.3%	-126126	-1163 -0.9%	332420	-1861 -0.6%	1.2336	1.2292	
2018/02/13	230785	-20584 -8.2%	103496	-7050 -6.4%	-127289	-13534 -9.6%	334281	-27634 -7.6%	1.2350	1.2406	
2018/02/06	251369	-6653 -2.6%	110546	1266 1.2%	-140823	-7919 -5.3%	361915	-5387 -1.5%	1.2383	1.2235	
2018/01/30	258022	-4153 -1.6%	109280	-8178 -7.0%	-148742	4025 2.8%	367302	-12331 -3.2%	1.2405	1.2461	
2018/01/23	262175	7831 3.1%	117458	2604 2.3%	-144717	5227 3.7%	379633	10435 2.8%	1.2298	1.2419	
2018/01/16	254344	12291 5.1%	114854	17492 18.0%	-139490	-5201 -3.6%	369198	29783 8.8%	1.2256	1.2220	
2018/01/09	242053	5245 2.2%	97362	-11578 -10.6%	-144691	16823 13.2%	339415	-6333 -1.8%	1.1936	1.2190	
2018/01/02	236808	27895 13.4%	108940	-7825 -6.7%	-127868	35720 38.8%	345748	20070 6.2%	1.2058	1.2042	
2017/12/26	208913	10515 5.3%	116765	4591 4.1%	-92148	5924 6.9%	325678	15106 4.9%	1.1861	1.2001	
2017/12/19	198398	-7629 -3.7%	112174	20036 21.7%	-86224	-27665 -24.3%	310572	12407 4.2%	1.1842	1.1857	
2017/12/12	206027		92138		-113889		298165		1.1737	1.1754	

EURO FX - CHICAGO MERCANTILE EXCHANGE
FUTURES ONLY POSITIONS



	2018/05/08			2018/05/15			2018/05/22			2018/05/29			2018/06/05		
	Long	Short	売り越し	Long	Short	売り越し	Long	Short	売り越し	Long	Short	売り越し	Long	Short	売り越し
JPY	51812	57274	5462	64926	61246	-3680	73836	76603	2767	63182	71218	8036	52060	55497	3437
	前週比 枚数増減 (枚)			13114	3972	9142	8910	15357	6447	-10654	-5385	5269	-11122	-15721	-4599
	前週比 枚数増減 (%)			25.3%	6.9%	167.4%	13.7%	25.1%	175.2%	-14.4%	-7.0%	190.4%	-17.6%	-22.1%	-57.2%
EUR	226601	106096	-120505	219317	104203	-115114	225960	116216	-109744	230927	137890	-93037	239904	150668	-89236
	前週比 枚数増減 (枚)			-7284	-1893	-5391	6643	12013	-5370	4967	21674	-16707	8977	12778	-3801
	前週比 枚数増減 (%)			-3.2%	-1.8%	-4.5%	3.0%	11.5%	-4.7%	2.2%	18.6%	-15.2%	3.9%	9.3%	-4.1%
GBP	62194	53206	-8988	61361	55740	-5621	56329	50628	-5701	71057	61580	-9477	78577	71232	-7345
	前週比 枚数増減 (枚)			-833	2534	-3367	-5032	-5112	80	14728	10952	3776	7520	9652	-2132
	前週比 枚数増減 (%)			-1.3%	4.8%	-37.5%	-8.2%	-9.2%	1.4%	26.1%	21.6%	66.2%	10.6%	15.7%	-22.5%
AUD	62751	79517	16766	72514	95620	23106	56063	77175	21112	58656	81891	23235	51719	71927	20208
	前週比 枚数増減 (枚)			9763	16103	6340	-16451	-18445	-1994	2593	4716	2123	-6937	-9964	-3027
	前週比 枚数増減 (%)			15.6%	20.3%	37.8%	-22.7%	-19.3%	-8.6%	4.6%	6.1%	10.1%	-11.8%	-12.2%	-13.0%
CAD	33156	57017	23861	30419	54075	23656	23555	49767	26212	32696	48386	15690	35266	51305	16039
	前週比 枚数増減 (枚)			-2737	-2942	-205	-6864	-4308	2556	9141	-1381	-10522	2570	2919	349
	前週比 枚数増減 (%)			-8.3%	-5.2%	-0.9%	-22.6%	-8.0%	10.8%	38.8%	-2.8%	-40.1%	7.9%	6.0%	2.2%
CHF	25690	58292	32602	25724	62117	36393	25386	62697	37311	19744	63175	43431	16349	55565	39216
	前週比 枚数増減 (枚)			34	3825	3791	-338	580	918	-5642	478	6120	-3395	-7610	-4215
	前週比 枚数増減 (%)			0.1%	6.6%	11.6%	-1.3%	0.9%	2.5%	-22.2%	0.8%	16.4%	-17.2%	-12.0%	-9.7%
NZD	29004	16458	-12546	28754	26801	-1953	27077	28440	1363	30945	29544	-1401	33307	28924	-4383
	前週比 枚数増減 (枚)			-250	10343	-10593	-1677	1639	3316	3868	1104	2764	2362	-620	2982
	前週比 枚数増減 (%)			-0.9%	62.8%	-84.4%	-5.8%	6.1%	169.8%	14.3%	3.9%	202.8%	7.6%	-2.1%	212.8%
MXN	109911	33723	-76188	86288	33510	-52778	78769	47229	-31540	73232	54896	-18336	69986	81096	11110
	前週比 枚数増減 (枚)			-23623	-213	-23410	-7519	13719	-21238	-5537	7667	-13204	-3246	26200	29446
	前週比 枚数増減 (%)			-21.5%	-0.6%	-30.7%	-8.7%	40.9%	-40.2%	-7.0%	16.2%	-41.9%	-4.4%	47.7%	160.6%
Total All 8	601119	461583	-139536	589303	493312	-95991	566975	508755	-58220	580439	548580	-31859	577168	566214	-10954
	前週比 枚数増減 (枚)			-11816	31729	-43545	-22328	15443	-37771	13464	39825	-26361	-3271	17634	-20905
	前週比 枚数増減 (%)			-2.0%	6.9%	-31.2%	-3.8%	3.1%	-39.3%	2.4%	7.8%	-45.3%	-0.6%	3.2%	-65.6%
Total 7 (MXN除く)	491208	427860	-63348	503015	459802	-43213	488206	461526	-26680	507207	493684	-13523	507182	485118	-22064
	前週比 枚数増減 (枚)			11807	31942	-20135	-14809	1724	-16533	19001	32158	-13157	-25	-8566	8541
	前週比 枚数増減 (%)			2.4%	7.5%	-31.8%	-2.9%	0.4%	-38.3%	3.9%	7.0%	-49.3%	0.0%	-1.7%	63.2%

直近5週 CFTC IMM主要7通貨の構成

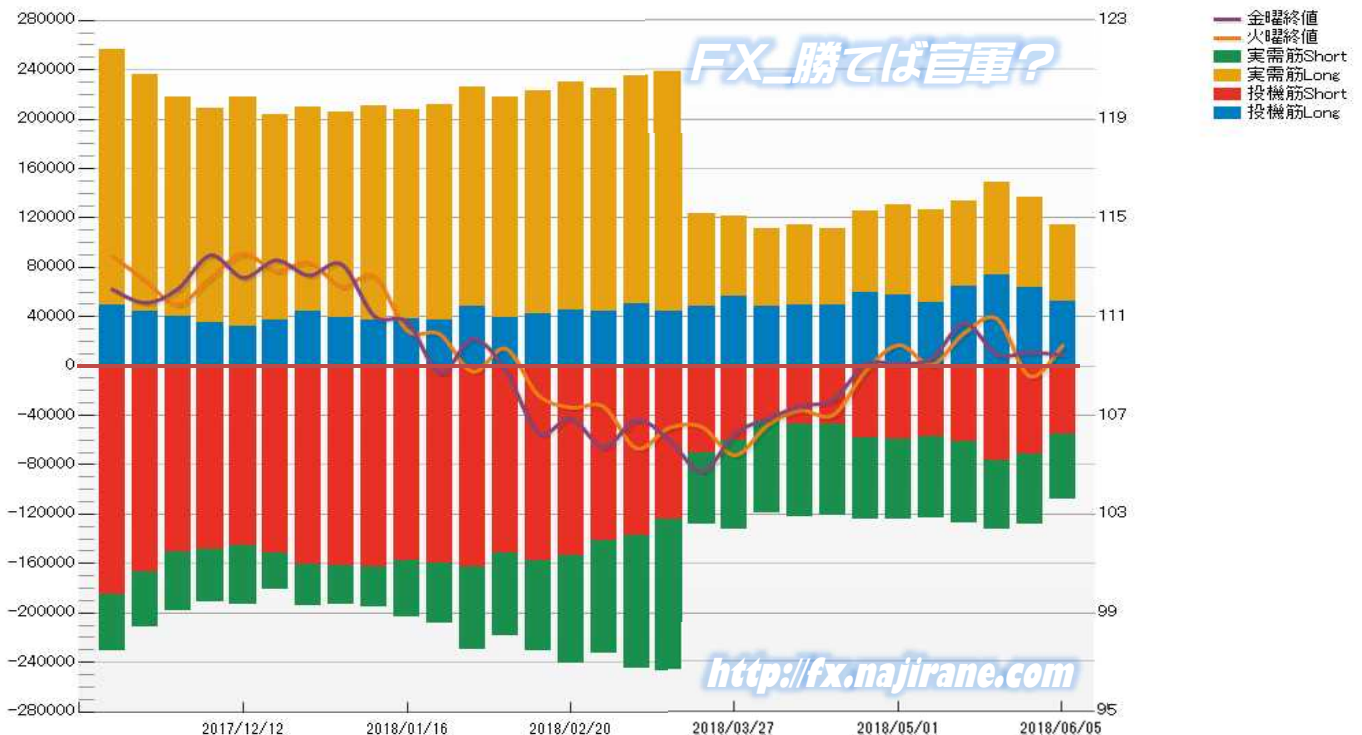


JAPANESE YEN - CHICAGO MERCANTILE EXCHANGE
FUTURES ONLY POSITIONS

Code-097741
2018/06/08 公表値

Date	投機筋集計				実需筋集計				投機筋+実需筋合計				ドル円終値	
	円買い	円売り	売り越し	売買計	円買い	円売り	売り越し	売買計	円買い	円売り	売り越し	売買計	火曜締め	金曜締め
2018/06/05	52060	55497	3437	107557	62362	52615	-9747	114977	114422	108112	-6310	222534	109.83	109.45
2018/05/29	63182	71218	8036	134400	73606	57067	-16539	130673	136788	128285	-8503	265073	108.59	109.56
2018/05/22	73836	76603	2767	150439	74538	55437	-19101	129975	148374	132040	-16334	280414	110.91	109.47
2018/05/15	64926	61246	-3680	126172	69058	65583	-3475	134641	133984	126829	-7155	260813	110.34	110.73
2018/05/08	51812	57274	5462	109086	74829	66084	-8745	140913	126641	123358	-3283	249999	109.06	109.31
2018/05/01	57349	58754	1405	116103	72708	65387	-7321	138095	130057	124141	-5916	254198	109.85	109.09
2018/04/24	59253	58670	-583	117923	66251	65056	-1195	131307	125504	123726	-1778	249230	108.82	109.07
2018/04/17	49433	46842	-2591	96275	61662	73859	12197	135521	111095	120701	9606	231796	107.02	107.65
2018/04/10	49855	47094	-2761	96949	64798	75124	10326	139922	114653	122218	7565	236871	107.20	107.38
2018/04/03	48053	44481	-3572	92534	63665	74952	11287	138617	111718	119433	7715	231151	106.61	106.87
2018/03/27	56544	60212	3668	116756	64904	72327	7423	137231	121448	132539	11091	253987	105.39	106.27
2018/03/20	47902	69901	21999	117803	75371	57968	-17403	133339	123273	127869	4596	251142	106.53	104.73
2018/03/13	44296	123835	79539	168131	193621	122875	-70746	316496	237917	246710	8793	484627	106.50	106.01
2018/03/06	50057	136902	86845	186959	184721	107840	-76881	292561	234778	244742	9964	479520	105.67	106.82
2018/02/27	44539	141190	96651	185729	180046	91470	-88576	271516	224585	232660	8075	457245	107.35	105.71
2018/02/20	45634	153972	108338	199606	184131	86808	-97323	270939	229765	240780	11015	470545	107.32	106.88
2018/02/13	42299	157808	115509	200107	180507	73346	-107161	253853	222806	231154	8348	453960	107.83	106.30
2018/02/06	39108	151984	112876	191092	179016	66717	-112299	245733	218124	218701	577	436825	109.71	108.82
2018/01/30	47828	162524	114696	210352	177727	67523	-110204	245250	225555	230047	4492	455602	108.77	110.11
2018/01/23	37260	160130	122870	197390	174505	47872	-126633	222377	211765	208002	-3763	419767	110.29	108.71
2018/01/16	38152	157502	119350	195654	169016	45988	-123028	215004	207168	203490	-3678	410658	110.44	110.79
2018/01/09	37376	162912	125536	200288	172910	32017	-140893	204927	210286	194929	-15357	405215	112.63	111.02
2018/01/02	39592	161358	121766	200950	166322	31450	-134872	197772	205914	192808	-13106	398722	112.23	113.12
2017/12/26	44269	160355	116086	204624	165875	33387	-132488	199262	210144	193742	-16402	403886	113.20	112.67
2017/12/19	36874	151247	114373	188121	166728	30125	-136603	196853	203602	181372	-22230	384974	112.86	113.29
2017/12/12	31747	145870	114123	177617	186472	47517	-138955	233989	218219	193387	-24832	411606	113.55	112.58
2017/12/05	34766	149033	114267	183799	174129	42101	-132028	216230	208895	191134	-17761	400029	112.59	113.49
2017/11/28	39793	150433	110640	190226	178434	47467	-130967	225901	218227	197900	-20327	416127	111.50	112.12
2017/11/21	44382	166984	122602	211366	191725	44944	-146781	236669	236107	211928	-24179	448035	112.47	111.56
2017/11/14	49347	185346	135999	234693	207213	45266	-161947	252479	256560	230612	-25948	487172	113.47	112.11

JAPANESE YEN - CHICAGO MERCANTILE EXCHANGE
FUTURES ONLY POSITIONS Code-097741

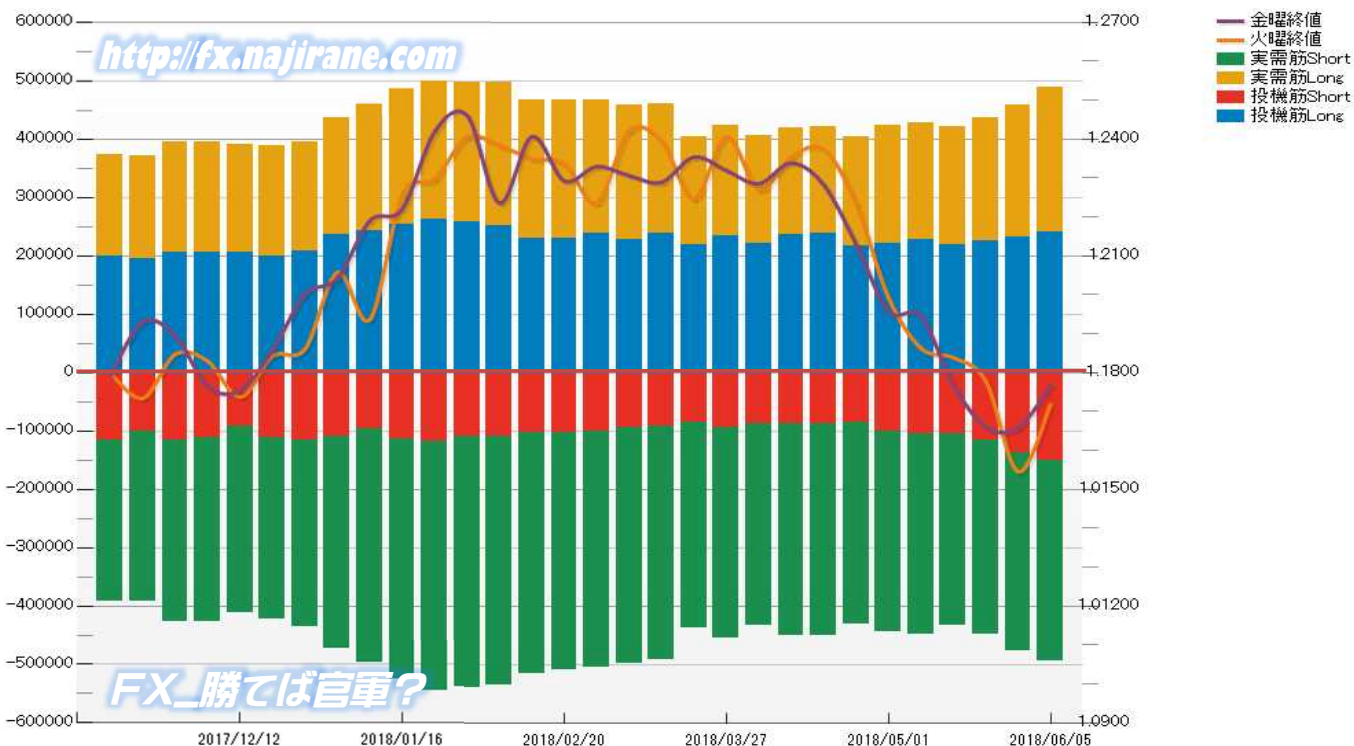


EURO FX - CHICAGO MERCANTILE EXCHANGE
FUTURES ONLY POSITIONS

Code-099741
2018/06/08 公表値

Date	投機筋集計				実需筋集計				投機筋+実需筋合計				ユーロドル終値	
	EUR買い	EUR売り	売り越し	売買計	EUR買い	EUR売り	売り越し	売買計	EUR買い	EUR売り	売り越し	売買計	火曜締め	金曜締め
2018/06/05	239904	150668	-89236	390572	248379	342981	94602	591360	488283	493649	5366	981932	1.1718	1.1767
2018/05/29	230927	137890	-93037	368817	227944	338977	111033	566921	458871	476867	17996	935738	1.1545	1.1658
2018/05/22	225960	116216	-109744	342176	209287	333009	123722	542296	435247	449225	13978	884472	1.1778	1.1661
2018/05/15	219317	104203	-115114	323520	201322	330265	128943	531587	420639	434468	13829	855107	1.1838	1.1768
2018/05/08	226601	106096	-120505	332697	201532	342701	141169	544233	428133	448797	20664	876930	1.1863	1.1945
2018/05/01	221011	100443	-120568	321454	201842	343942	142100	545784	422853	444385	21532	867238	1.1993	1.1958
2018/04/24	216944	86350	-130594	303294	187816	344556	156740	532372	404760	430906	26146	835666	1.2234	1.2130
2018/04/17	238829	87353	-151476	326182	181413	362866	181453	544279	420242	450219	29977	870461	1.2374	1.2283
2018/04/10	236344	88881	-147463	325225	182400	363023	180623	545423	418744	451904	33160	870648	1.2354	1.2339
2018/04/03	221327	86946	-134381	308273	185288	346555	161267	531843	406615	433501	26886	840116	1.2270	1.2285
2018/03/27	234656	93592	-141064	328248	187625	361061	173436	548686	422281	454653	32372	876934	1.2407	1.2319
2018/03/20	219434	86695	-132739	306129	183424	351964	168540	535388	402858	438659	35801	841517	1.2246	1.2354
2018/03/13	239453	93073	-146380	332526	220729	398792	178063	619521	460182	491865	31683	952047	1.2394	1.2289
2018/03/06	227354	94382	-132972	321736	230012	403842	173830	633854	457366	498224	40858	955590	1.2421	1.2306
2018/02/27	238287	100310	-137977	338597	227585	404040	176455	631625	465872	504350	38478	970222	1.2236	1.2329
2018/02/20	229273	103147	-126126	332420	237072	405640	168568	642712	466345	508787	42442	975132	1.2336	1.2292
2018/02/13	230785	103496	-127289	334281	235656	411639	175983	647295	466441	515135	48694	981576	1.2350	1.2406
2018/02/06	251369	110546	-140823	361915	245381	424817	179436	670198	496750	535363	38613	1032113	1.2383	1.2235
2018/01/30	258022	109280	-148742	367302	239494	430681	191187	670175	497516	539961	42445	1037477	1.2405	1.2461
2018/01/23	262175	117458	-144717	379633	236300	429090	192790	665390	498475	546548	48073	1045023	1.2298	1.2419
2018/01/16	254344	114854	-139490	369198	231291	413138	181847	644429	485635	527992	42357	1013627	1.2256	1.2220
2018/01/09	242053	97362	-144691	339415	217213	400874	183661	618087	459266	498236	38970	957502	1.1936	1.2190
2018/01/02	236808	108940	-127868	345748	199313	365245	165932	564558	436121	474185	38064	910306	1.2058	1.2042
2017/12/26	208913	116765	-92148	325678	186931	318343	131412	505274	395844	435108	39264	830952	1.1861	1.2001
2017/12/19	198398	112174	-86224	310572	190521	310282	119761	500803	388919	422456	33537	811375	1.1842	1.1857
2017/12/12	206027	92138	-113889	298165	185209	320739	135530	505948	391236	412877	21641	804113	1.1737	1.1754
2017/12/05	205400	112294	-93106	317694	190380	314914	124534	505294	395780	427208	31428	822988	1.1829	1.1765
2017/11/28	205160	115479	-89681	320639	189056	310897	121841	499953	394216	426376	32160	820592	1.1847	1.1894
2017/11/21	195909	100472	-95437	296381	175054	292129	117075	467183	370963	392601	21638	763564	1.1734	1.1931
2017/11/14	200023	115437	-84586	315460	173624	275809	102185	449433	373647	391246	17599	764893	1.1798	1.1793

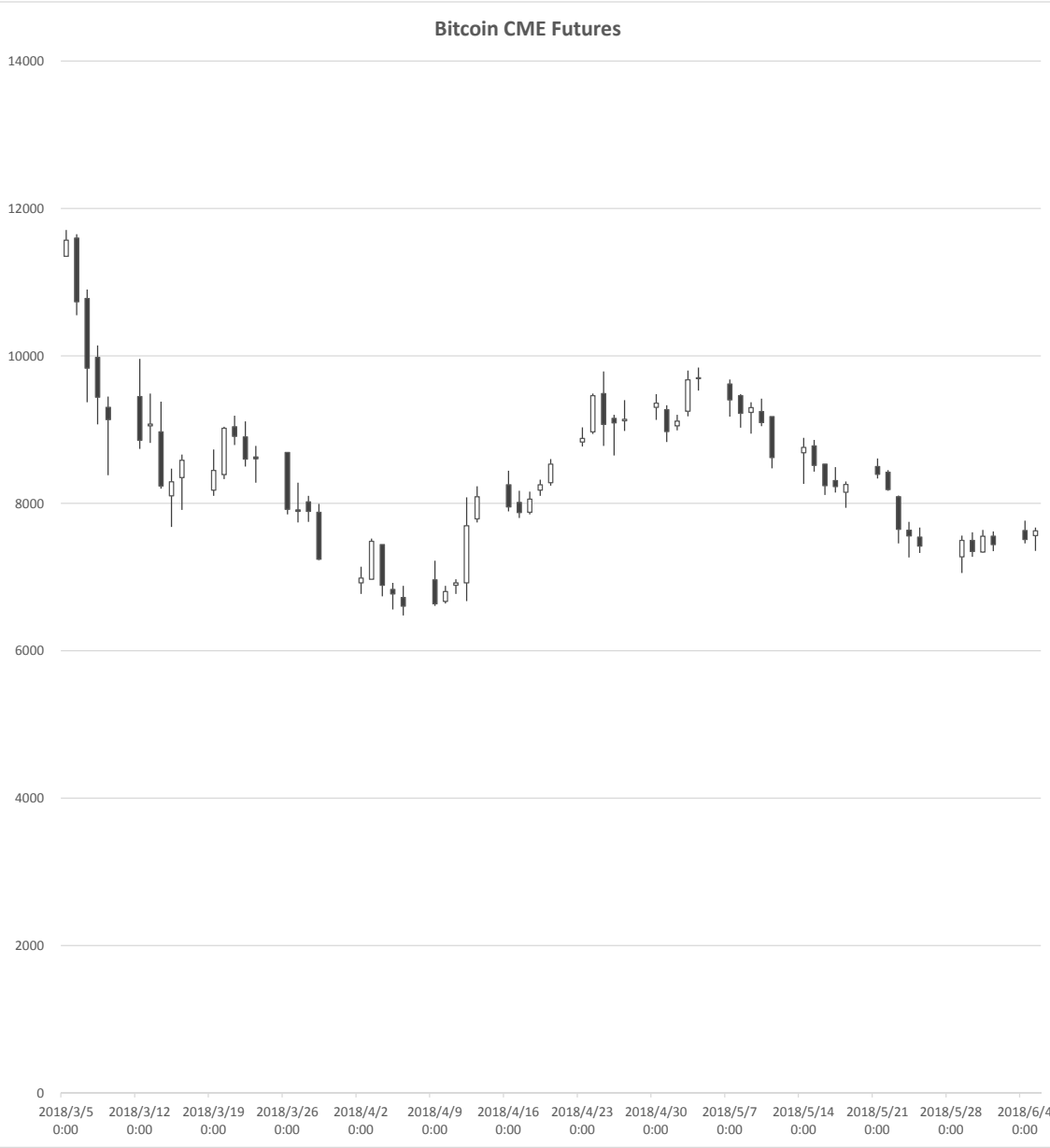
EURO FX - CHICAGO MERCANTILE EXCHANGE
FUTURES ONLY POSITIONS Code-099741



Bitcoin CME Futures

※取引単位=5ビットコイン (CME CFビットコイン参考基準レート=BRRを対象)

Date	Open	High	Low	Close	Volume	OpenInt
2018/3/5 0:00	11350	11710	11350	11570	3246	5938
2018/3/6 0:00	11600	11650	10550	10735	4552	5564
2018/3/7 0:00	10780	10900	9370	9835	10213	6099
2018/3/8 0:00	9980	10140	9070	9440	9223	6372
2018/3/9 0:00	9300	9450	8380	9135	9357	6632
2018/3/12 0:00	9450	9960	8740	8855	10158	6675
2018/3/13 0:00	9050	9490	8820	9075	13242	4417
2018/3/14 0:00	8970	9380	8200	8236	9399	5478
2018/3/15 0:00	8100	8470	7680	8290	14466	5478
2018/3/16 0:00	8350	8660	7910	8585	9726	6113
2018/3/19 0:00	8180	8730	8100	8445	7840	6271
2018/3/20 0:00	8390	9040	8330	9020	6504	6261
2018/3/21 0:00	9040	9190	8790	8910	4462	6268
2018/3/22 0:00	8900	9110	8500	8600	321	6142
2018/3/23 0:00	8630	8780	8280	8605	3982	6063
2018/3/26 0:00	8690	8690	7850	7920	4128	6147
2018/3/27 0:00	7910	8280	7740	7890	5892	6322
2018/3/28 0:00	8020	8100	7750	7890	4318	6322
2018/3/29 0:00	7880	7990	7230	7240	5186	6113
2018/4/2 0:00	6920	7140	6770	6985	4642	6049
2018/4/3 0:00	6970	7520	6970	7485	3663	6198
2018/4/4 0:00	7440	7440	6740	6890	5164	6413
2018/4/5 0:00	6830	6920	6560	6770	6379	6572
2018/4/6 0:00	6720	6880	6480	6605	4094	6518
2018/4/9 0:00	6960	7220	6610	6635	5303	6723
2018/4/10 0:00	6670	6880	6640	6805	2534	6617
2018/4/11 0:00	6890	6970	6770	6920	2438	6587
2018/4/12 0:00	6920	8080	6675	7695	9641	6343
2018/4/13 0:00	7790	8230	7740	8090	5576	6389
2018/4/16 0:00	8250	8440	7890	7950	6614	6359
2018/4/17 0:00	8010	8170	7800	7875	6182	7823
2018/4/18 0:00	7880	8160	7850	8055	4527	5089
2018/4/19 0:00	8180	8320	8100	8250	4148	5424
2018/4/20 0:00	8280	8600	8240	8530	3576	5565
2018/4/23 0:00	8830	9030	8770	8880	4006	5673
2018/4/24 0:00	8970	9490	8940	9460	6907	5753
2018/4/25 0:00	9490	9790	8780	9070	19000	5648
2018/4/26 0:00	9150	9200	8650	9090	6700	5723
2018/4/27 0:00	9120	9400	8980	9140	4154	5720
2018/4/30 0:00	9300	9480	9130	9360	3393	5697
2018/5/1 0:00	9270	9330	8830	8975	3531	0
2018/5/2 0:00	9050	9200	8990	9115	1622	5785
2018/5/3 0:00	9250	9800	9180	9675	4406	5915
2018/5/4 0:00	9690	9840	9530	9705	5133	6219
2018/5/7 0:00	9620	9680	9175	9405	5956	6273
2018/5/8 0:00	9460	9480	9025	9220	7146	6287
2018/5/9 0:00	9235	9370	8945	9297	7062	6247
2018/5/10 0:00	9245	9420	9045	9095	6168	6051
2018/5/11 0:00	9175	9175	8475	8620	9036	6038
2018/5/14 0:00	8685	8890	8265	8757	11044	5876
2018/5/15 0:00	8780	8860	8430	8517	9396	7442
2018/5/16 0:00	8530	8530	8115	8238	7392	4503
2018/5/17 0:00	8310	8490	8145	8227	6001	4969
2018/5/18 0:00	8150	8295	7940	8257	5754	5178
2018/5/21 0:00	8500	8610	8335	8395	3121	5162
2018/5/22 0:00	8420	8450	8170	8185	2744	5368
2018/5/23 0:00	8090	8105	7455	7647	5450	5499
2018/5/24 0:00	7635	7750	7265	7557	5499	5444
2018/5/25 0:00	7540	7670	7325	7420	4063	5417
2018/5/29 0:00	7275	7560	7055	7497	5219	5482
2018/5/30 0:00	7495	7605	7275	7347	4174	5574
2018/5/31 0:00	7340	7640	7330	7555	3881	5523
2018/6/1 0:00	7555	7620	7350	7440	3272	5557
2018/6/4 0:00	7630	7765	7455	7507	3329	5583
2018/6/5 0:00	7560	7670	7355	7625	2726	5618



Bitcoin CBOE Futures

※取引単位=5ビットコイン (CME CFビットコイン参考基準レート=BRRを対象)

Date	Open	High	Low	Close	Volume	OpenInt
2018/3/5 0:00	11350	11700	11340	11615	1065	1622
2018/3/6 0:00	11595	11660	10570	10650	1626	1584
2018/3/7 0:00	10735	10885	9385	9790	1968	1605
2018/3/8 0:00	9970	10100	9105	9400	2610	1555
2018/3/9 0:00	9350	9445	8375	9015	2873	1596
2018/3/12 0:00	9490	9945	8735	8910	2846	1588
2018/3/13 0:00	9165	9515	8820	9070	3473	1575
2018/3/14 0:00	8905	9395	8180	8275	2792	1550
2018/3/15 0:00	8005	8450	7700	8235	3286	1573
2018/3/16 0:00	8340	8640	7885	8555	3178	1644
2018/3/19 0:00	8275	8720	8085	8400	2899	1646
2018/3/20 0:00	8420	9025	8320	8945	2230	1626
2018/3/21 0:00	8990	9185	8775	8890	1947	1628
2018/3/22 0:00	8905	9095	8500	8630	2223	1554
2018/3/23 0:00	8650	8775	8270	8615	3017	1543
2018/3/26 0:00	8650	8655	7830	7910	2950	1545
2018/3/27 0:00	7880	8270	7755	7895	4381	1615
2018/3/28 0:00	8010	8100	7735	7875	3767	1662
2018/3/29 0:00	7885	7995	7345	7390	1740	1468
2018/4/2 0:00	6905	7155	6775	6990	3586	1544
2018/4/3 0:00	6975	7520	6965	7460	2331	1661
2018/4/4 0:00	7430	7440	6725	6860	3019	1697
2018/4/5 0:00	6790	6925	6550	6760	4621	1714
2018/4/6 0:00	6760	6890	6485	6630	2465	1706
2018/4/9 0:00	7025	7225	6605	6675	3434	1742
2018/4/10 0:00	6705	6880	6640	6840	1903	1702
2018/4/11 0:00	6860	6970	6785	6920	1764	1806
2018/4/12 0:00	6920	8105	6660	7680	5157	2003
2018/4/13 0:00	7790	8235	7760	8105	3168	2097
2018/4/16 0:00	8005	8445	7880	7980	3957	2025
2018/4/17 0:00	8015	8180	7805	7885	2951	2029
2018/4/18 0:00	7870	8240	7860	8125	3048	2117
2018/4/19 0:00	8190	8315	8100	8260	2925	2179
2018/4/20 0:00	8300	8585	8235	8540	2581	2289
2018/4/23 0:00	8910	9015	8775	8845	3556	2263
2018/4/24 0:00	8965	9465	8920	9455	5226	2380
2018/4/25 0:00	9480	9765	8755	8970	11202	2255
2018/4/26 0:00	9170	9185	8635	8865	5500	2133
2018/4/27 0:00	9130	9375	9115	9231	2283	1904
2018/4/30 0:00	9375	9495	9140	9365	3062	2055
2018/5/1 0:00	9285	9315	8815	8985	3202	1991
2018/5/2 0:00	9070	9210	8985	9150	2151	2061
2018/5/3 0:00	9245	9805	9180	9675	4378	2355
2018/5/4 0:00	9710	9840	9540	9670	3868	2504
2018/5/7 0:00	9605	9705	9160	9435	4914	2544
2018/5/8 0:00	9410	9490	9010	9235	4559	2485
2018/5/9 0:00	9185	9375	8955	9280	3116	2477
2018/5/10 0:00	9255	9415	9040	9090	3180	2548
2018/5/11 0:00	9110	9125	8380	8625	5175	2631
2018/5/14 0:00	8660	8900	8270	8755	5930	2556
2018/5/15 0:00	8735	8850	8435	8555	4392	2505
2018/5/16 0:00	8475	8545	8115	8250	5186	2517
2018/5/17 0:00	8290	8460	8115	8180	3083	2470
2018/5/18 0:00	8225	8275	7915	8230	3840	2630
2018/5/21 0:00	8525	8805	8320	8375	3292	2594
2018/5/22 0:00	8345	8420	8070	8180	2881	2684
2018/5/23 0:00	8050	8075	7425	7590	5272	2625
2018/5/24 0:00	7620	7720	7230	7580	5151	2544
2018/5/25 0:00	7530	7665	7315	7494	2095	2122
2018/5/29 0:00	7365	7580	7050	7495	5145	2355
2018/5/30 0:00	7505	7620	7270	7320	2546	2345
2018/5/31 0:00	7335	7660	7335	7545	2147	2464
2018/6/1 0:00	7550	7620	7280	7440	2257	2372
2018/6/4 0:00	7715	7900	7455	7500	1700	2463
2018/6/5 0:00	7515	7670	7360	7625	2144	2556



IMM扱い8通貨/ダウ/日経/金/オイル/主要クロス円の過去5日及び過去5週の4本値

AUDUSD 5					CADUSD 5					CHFUSD 5				
Date	Open	High	Low	Close	Date	Open	High	Low	Close	Date	Open	High	Low	Close
2018/06/08	0.7625	0.7627	0.7561	0.7597	2018/06/08	0.7706	0.7734	0.7673	0.7733	2018/06/08	1.0204	1.0205	1.0113	1.0150
2018/06/07	0.7670	0.7673	0.7613	0.7625	2018/06/07	0.7725	0.7731	0.7691	0.7707	2018/06/07	1.0138	1.0215	1.0137	1.0204
2018/06/06	0.7618	0.7677	0.7616	0.7670	2018/06/06	0.7709	0.7776	0.7709	0.7726	2018/06/06	1.0158	1.0167	1.0116	1.0138
2018/06/05	0.7648	0.7656	0.7595	0.7619	2018/06/05	0.7734	0.7743	0.7653	0.7710	2018/06/05	1.0120	1.0172	1.0108	1.0157
2018/06/04	0.7572	0.7666	0.7561	0.7649	2018/06/04	0.7720	0.7752	0.7713	0.7734	2018/06/04	1.0112	1.0173	1.0107	1.0120

CNYUSD 5					EURUSD 5					GBPUSD 5				
Date	Open	High	Low	Close	Date	Open	High	Low	Close	Date	Open	High	Low	Close
2018/06/08	0.1565	0.1565	0.1561	0.1561	2018/06/08	1.1798	1.1810	1.1728	1.1767	2018/06/08	1.3420	1.3439	1.3355	1.3405
2018/06/07	0.1567	0.1568	0.1566	0.1566	2018/06/07	1.1777	1.1840	1.1775	1.1798	2018/06/07	1.3415	1.3471	1.3374	1.3420
2018/06/06	0.1564	0.1567	0.1564	0.1566	2018/06/06	1.1717	1.1796	1.1714	1.1777	2018/06/06	1.3400	1.3443	1.3398	1.3415
2018/06/05	0.1561	0.1565	0.1560	0.1564	2018/06/05	1.1697	1.1732	1.1653	1.1718	2018/06/05	1.3315	1.3409	1.3302	1.3401
2018/06/04	0.1559	0.1563	0.1558	0.1563	2018/06/04	1.1663	1.1745	1.1662	1.1697	2018/06/04	1.3348	1.3399	1.3296	1.3315

JPYUSD 5					MXNUSD 5					NZDUSD 5				
Date	Open	High	Low	Close	Date	Open	High	Low	Close	Date	Open	High	Low	Close
2018/06/08	0.9115	0.9157	0.9103	0.9137	2018/06/08	4.8842	4.9385	4.8418	4.9306	2018/06/08	0.7029	0.7042	0.7009	0.7032
2018/06/07	0.9079	0.9133	0.9073	0.9115	2018/06/07	4.9239	4.9300	4.8450	4.8842	2018/06/07	0.7037	0.7057	0.7023	0.7029
2018/06/06	0.9105	0.9108	0.9069	0.9079	2018/06/06	4.8991	4.9427	4.8826	4.9239	2018/06/06	0.7028	0.7060	0.7025	0.7037
2018/06/05	0.9107	0.9134	0.9091	0.9105	2018/06/05	4.9831	4.9867	4.8871	4.8991	2018/06/05	0.7028	0.7045	0.6999	0.7028
2018/06/04	0.9134	0.9143	0.9103	0.9107	2018/06/04	5.0182	5.0351	4.9774	4.9831	2018/06/04	0.6987	0.7048	0.6977	0.7028

Nikkei 225 - Japan (NIX)					出来高	
Date	Open	High	Low	Close	(ドル建て終値)	出来高
2018/06/08	22799.38	22879.00	22694.50	22694.50	207.36	0 1610336640
2018/06/07	22748.72	22856.37	22732.18	22823.26	207.38	743579200 1434082176
2018/06/06	22520.31	22662.82	22498.59	22625.73	205.44	700134400 1389682048
2018/06/05	22552.17	22602.13	22470.04	22539.54	205.46	678021504 1546333952
2018/06/04	22365.09	22515.72	22355.83	22475.94	205.39	741227904 1482752128
週4本値	22365.09	22879.00	22355.83	22694.50	207.36	(N225銘柄計) (東証一部全体計)

XAUUSD 5				
Date	Open	High	Low	Close
2018/06/08	1297.10	1300.58	1294.23	1298.53
2018/06/07	1296.68	1303.08	1294.43	1294.43
2018/06/06	1296.57	1301.73	1293.94	1296.78
2018/06/05	1292.44	1300.59	1290.16	1295.02
2018/06/04	1292.62	1297.91	1290.43	1293.10
週4本値	1292.62	1303.08	1290.16	1298.53

Dow Jones Industrial - USA (DJIA)					出来高
Date	Open	High	Low	Close	出来高
2018/06/08	25209.29	25325.63	25165.70	25316.53	317511830
2018/06/07	25192.14	25326.09	25164.48	25241.41	357682477
2018/06/06	24854.14	25146.46	24854.14	25146.39	316089540
2018/06/05	24820.12	24838.78	24710.82	24799.98	306341502
2018/06/04	24727.55	24859.37	24722.14	24813.69	340399579
週4本値	24727.55	25326.09	24710.82	25316.53	317511830

Historical Data by **Stooq**
 Historical Data by **MarketNewsline** (ダウと日経)
 Arrangement by **FX_勝てば官軍?**

Crude Light Oil 5					
Date	Open	High	Low	Close	出来高
2018/06/08	65.98	66.24	65.15	65.74	1105874
2018/06/07	65.07	66.07	64.81	65.95	1413631
2018/06/06	65.51	65.96	64.27	64.73	1262640
2018/06/05	64.94	65.57	64.22	65.52	1394281
2018/06/04	65.71	66.04	64.57	64.75	1349394
週4本値	65.71	66.24	64.22	65.74	

USDJPY 5					EURJPY 5					GBPJPY 5				
日付	始値	高値	安値	終値	日付	始値	高値	安値	終値	日付	始値	高値	安値	終値
2018/06/08	109.71	109.85	109.20	109.45	2018/06/08	129.43	129.73	128.12	128.79	2018/06/08	147.23	147.44	146.10	146.72
2018/06/07	110.15	110.22	109.50	109.70	2018/06/07	129.72	130.27	129.31	129.43	2018/06/07	147.76	148.12	146.91	147.22
2018/06/06	109.83	110.26	109.80	110.15	2018/06/06	128.69	129.83	128.67	129.72	2018/06/06	147.17	148.01	147.13	147.76
2018/06/05	109.81	110.01	109.48	109.83	2018/06/05	128.44	128.71	127.80	128.70	2018/06/05	146.21	147.20	146.05	147.18
2018/06/04	109.48	109.85	109.38	109.81	2018/06/04	127.69	128.69	127.68	128.44	2018/06/04	146.14	146.90	145.86	146.21

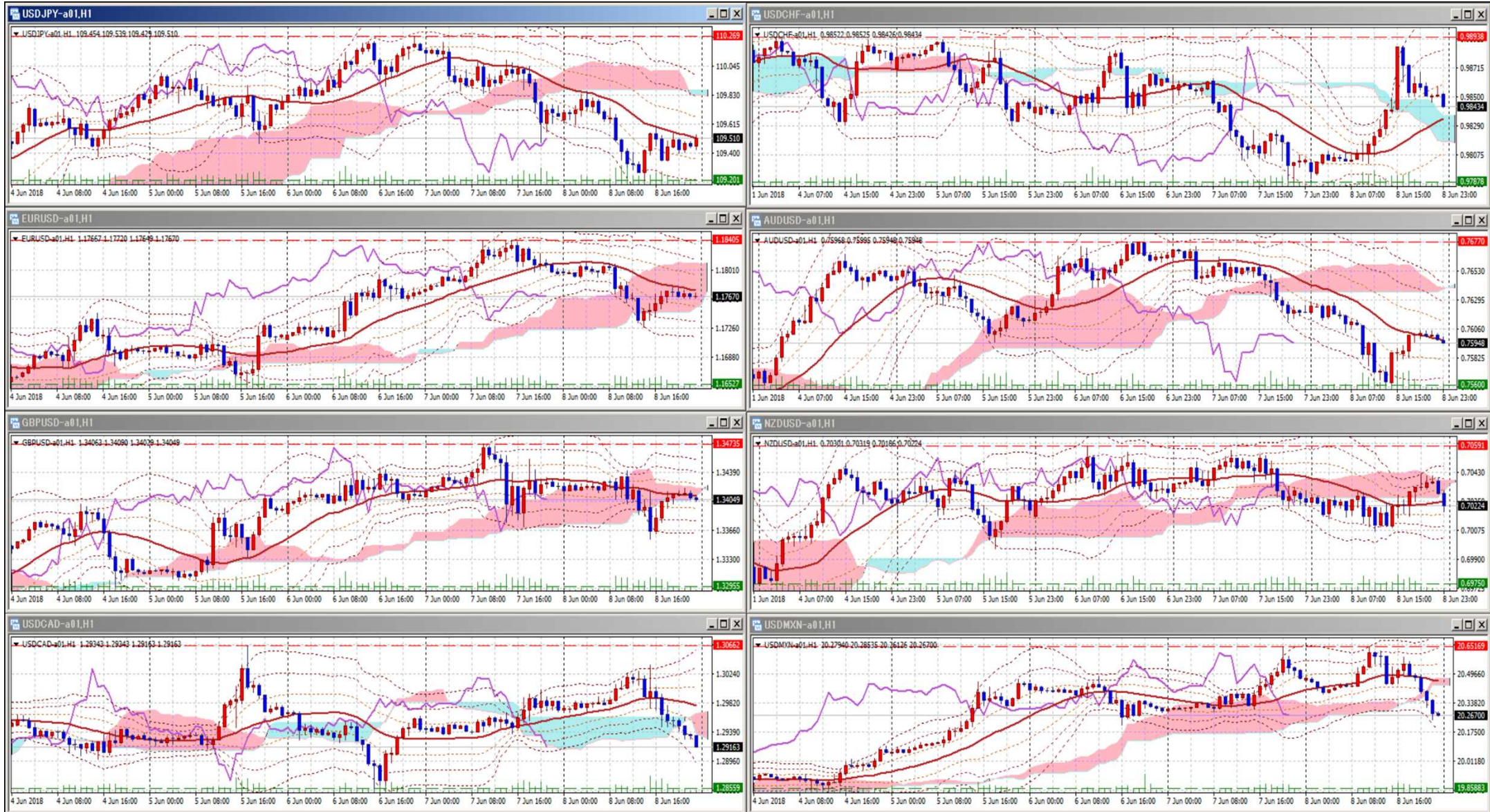
USDJPY Weekly 28					EURJPY Weekly 28					GBPJPY Weekly 28				
日付	始値	高値	安値	終値	日付	始値	高値	安値	終値	日付	始値	高値	安値	終値
2018/06/08	109.48	110.26	109.20	109.45	2018/06/08	127.69	130.27	127.68	128.79	2018/06/08	146.14	148.12	145.86	146.72
2018/06/01	109.75	109.80	108.11	109.56	2018/06/01	128.27	128.54	124.62	127.72	2018/06/01	146.10	146.30	143.21	146.30
2018/05/25	110.89	111.39	108.96	109.47	2018/05/25	130.49	131.34	127.16	127.65	2018/05/25	149.40	149.73	145.31	145.74
2018/05/18	109.32	111.08	109.21	110.73	2018/05/18	130.61	131.37	129.53	130.30	2018/05/18	148.06	150.01	148.06	149.25
2018/05/11	109.10	110.02	108.76	109.31	2018/05/11	130.46	130.77	129.24	130.57	2018/05/11	147.67	149.31	147.06	148.03

先週のIMM取り扱い対ドル8通貨チャート

※ 赤点線は週最高値/青天線は週最低安値、BB中心線はSMA21

2018/06/04 ~ 2018/06/08

Chart by OANDA Japan MetaTrader4



Pivot Maker Ver 3.0 by FX_勝てば官軍?

<http://fx.najirane.com>