

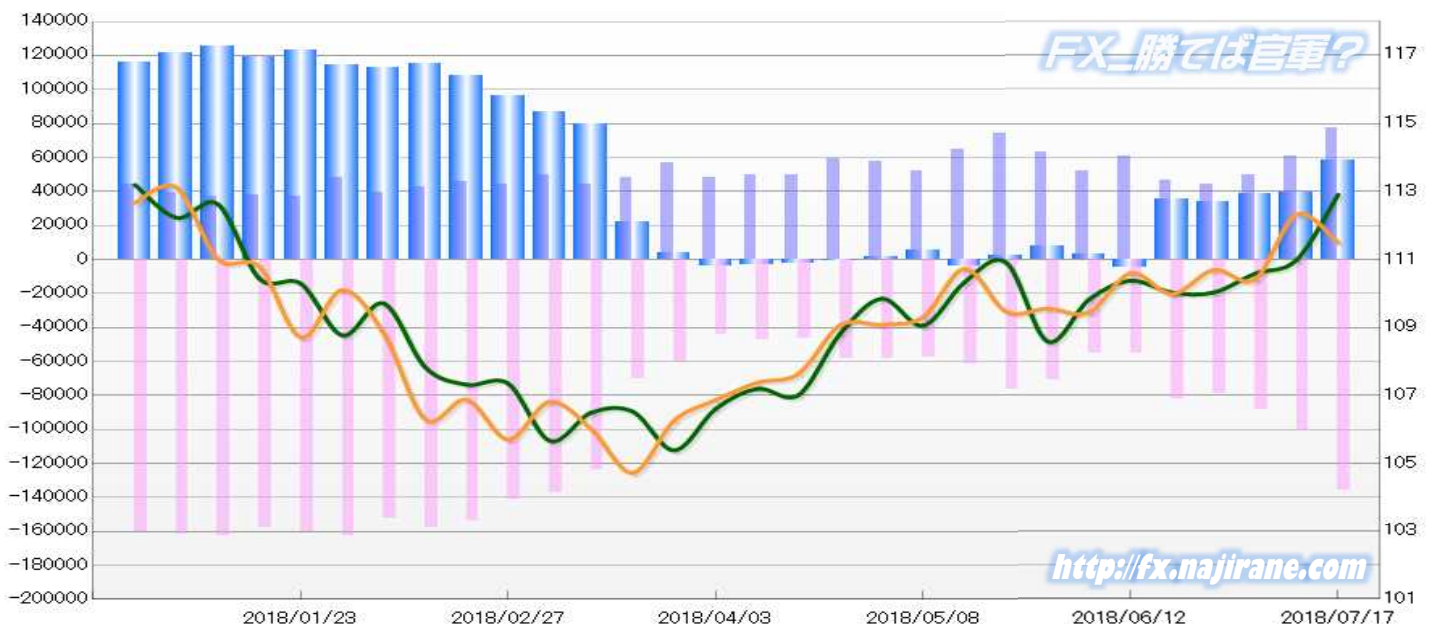
**JAPANESE YEN - CHICAGO MERCANTILE EXCHANGE**  
**2018/01/23 ~ 2018/07/17**

Code-097741  
**2018/07/20 NYクローズ時公表値**

Report_Date	Non Commercial Positions												火曜日 引け値	金曜日 引け値
	Long	増減	増減(%)	Short	増減	増減(%)	売り越し	増減	増減(%)	売買計	増減	増減(%)		
2018/07/17	77021	16458	27.2%	135671	35276	35.1%	58650	18818	47.2%	212692	51734	32.1%	112.91	111.50
2018/07/10	60563	10573	21.2%	100395	11675	13.2%	39832	1102	2.8%	160958	22248	16.0%	110.99	112.33
2018/07/03	49990	5560	12.5%	88720	10069	12.8%	38730	4509	13.2%	138710	15629	12.7%	110.59	110.42
2018/06/26	44430	-2135	-4.6%	78651	-3476	-4.2%	34221	-1341	-3.8%	123081	-5611	-4.4%	110.03	110.70
2018/06/19	46565	-14044	-23.2%	82127	26570	47.8%	35562	-40614	-803.9%	128692	12526	10.8%	110.03	109.99
2018/06/12	60609	8549	16.4%	55557	60	0.1%	-5052	-8489	-247.0%	116166	8609	8.0%	110.38	110.60
2018/06/05	52060	-11122	-17.6%	55497	-15721	-22.1%	3437	-4599	-57.2%	107557	-26843	-20.0%	109.83	109.45
2018/05/29	63182	-10654	-14.4%	71218	-5385	-7.0%	8036	5269	190.4%	134400	-16039	-10.7%	108.59	109.56
2018/05/22	73836	8910	13.7%	76603	15357	25.1%	2767	-6447	-175.2%	150439	24267	19.2%	110.91	109.47
2018/05/15	64926	13114	25.3%	61246	3972	6.9%	-3680	-9142	-167.4%	126172	17086	15.7%	110.34	110.73
2018/05/08	51812	-5537	-9.7%	57274	-1480	-2.5%	5462	4057	288.8%	109086	-7017	-6.0%	109.06	109.31
2018/05/01	57349	-1904	-3.2%	58754	84	0.1%	1405	-1988	-341.0%	116103	-1820	-1.5%	109.85	109.09
2018/04/24	59253	9820	19.9%	58670	11828	25.3%	-583	-2008	-77.5%	117923	21648	22.5%	108.82	109.07
2018/04/17	49433	-422	-0.8%	46842	-252	-0.5%	-2591	-170	-6.2%	96275	-674	-0.7%	107.02	107.65
2018/04/10	49855	1802	3.8%	47094	2613	5.9%	-2761	-811	-22.7%	96949	4415	4.8%	107.20	107.38
2018/04/03	48053	-8491	-15.0%	44481	-15731	-26.1%	-3572	-7240	-197.4%	92534	-24222	-20.7%	106.61	106.87
2018/03/27	56544	8642	18.0%	60212	-9689	-13.9%	3668	-18331	-83.3%	116756	-1047	-0.9%	105.39	106.27
2018/03/20	47902	3606	8.1%	69901	-53934	-43.6%	21999	-57540	-72.3%	117803	-50328	-29.9%	106.53	104.73
2018/03/13	44296	-5761	-11.5%	123835	-13067	-9.5%	79539	-7306	-8.4%	168131	-18828	-10.1%	106.50	106.01
2018/03/06	50057	5518	12.4%	136902	-4288	-3.0%	86845	-9806	-10.1%	186959	1230	0.7%	105.67	106.82
2018/02/27	44539	-1095	-2.4%	141190	-12782	-8.3%	96651	-11687	-10.8%	185729	-13877	-7.0%	107.35	105.71
2018/02/20	45634	3335	7.9%	153972	-3836	-2.4%	108338	-7171	-6.2%	199606	-501	-0.3%	107.32	106.88
2018/02/13	42299	3191	8.2%	157808	5824	3.8%	115509	2633	2.3%	200107	9015	4.7%	107.83	106.30
2018/02/06	39108	-8720	-18.2%	151984	-10540	-6.5%	112876	-1820	-1.6%	191092	-19260	-9.2%	109.71	108.82
2018/01/30	47828	10568	28.4%	162524	2394	1.5%	114696	-8174	-6.7%	210352	12962	6.6%	108.77	110.11
2018/01/23	37260			160130			122870			197390			110.29	108.71

**JAPANESE YEN - CHICAGO MERCANTILE EXCHANGE**  
**FUTURES ONLY POSITIONS**

— 金曜終値 — 火曜終値 — Short枚数 — Long枚数 ■ 売り越し枚数(マイナスの場合は買越しと読替え)



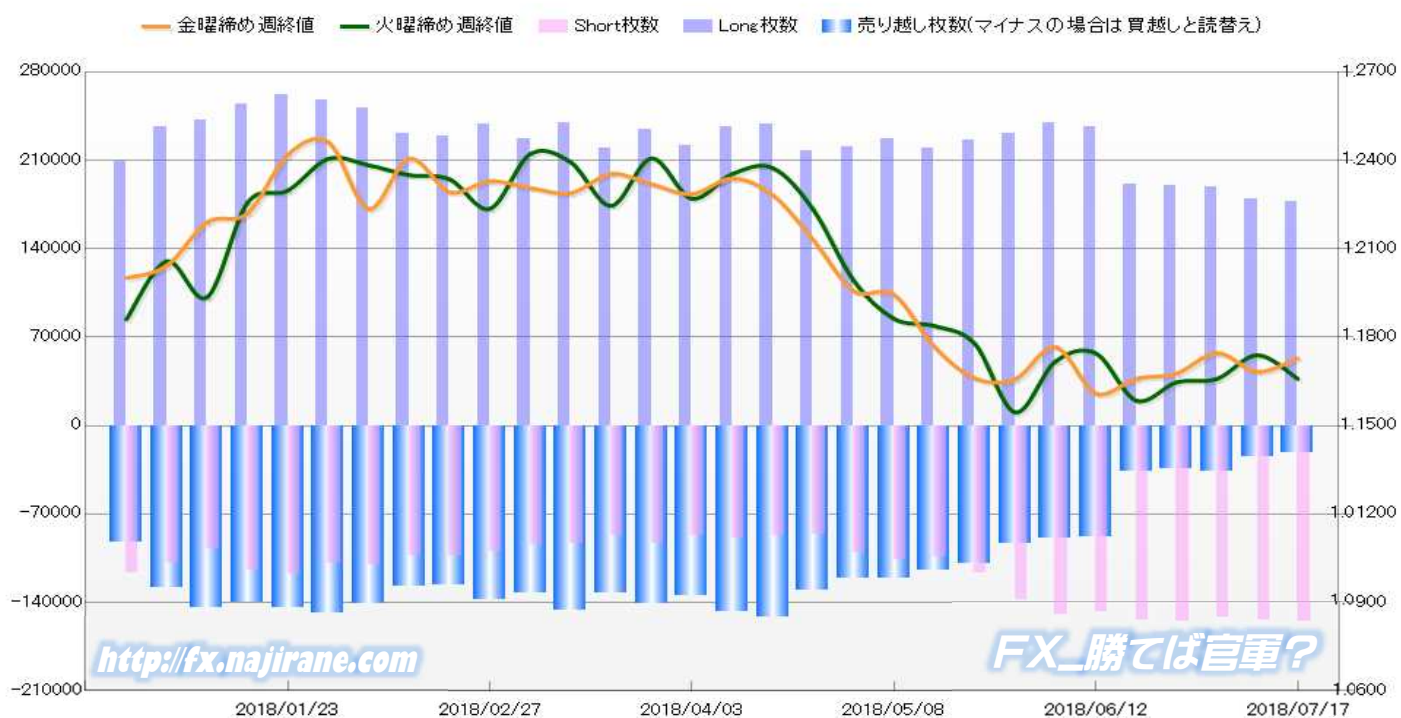
**EURO FX - CHICAGO MERCANTILE EXCHANGE**  
**2018/01/23 ~ 2018/07/17**

Code-099741

2018/07/20 NYクローズ時公表値

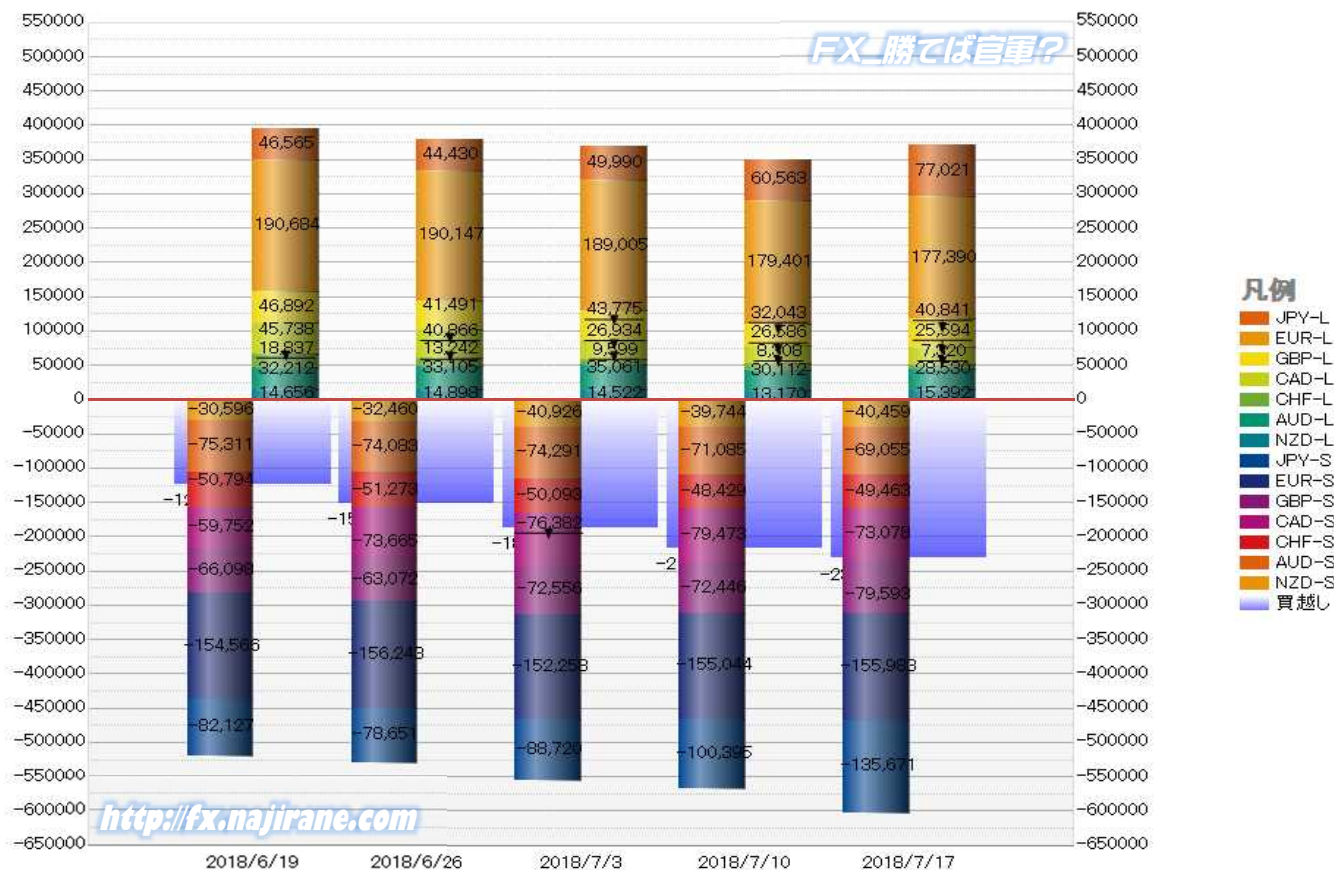
Report_Date	Non Commercial Positions										火曜日 引け値	金曜日 引け値		
	Long	増減		Short	増減		売り越し	増減		売買計			増減	
2018/07/17	177390	-2011	-1.1%	155983	939	0.6%	-21407	-2950	-12.1%	333373	-1072	-0.3%	1.1659	1.1728
2018/07/10	179401	-9604	-5.1%	155044	2786	1.8%	-24357	-12390	-33.7%	334445	-6818	-2.0%	1.1739	1.1683
2018/07/03	189005	-1142	-0.6%	152258	-3985	-2.6%	-36747	2843	8.4%	341263	-5127	-1.5%	1.1659	1.1746
2018/06/26	190147	-537	-0.3%	156243	1677	1.1%	-33904	-2214	-6.1%	346390	1140	0.3%	1.1647	1.1677
2018/06/19	190684	-45933	-19.4%	154566	6174	4.2%	-36118	-52107	-59.1%	345250	-39759	####	1.1585	1.1659
2018/06/12	236617	-3287	-1.4%	148392	-2276	-1.5%	-88225	-1011	-1.1%	385009	-5563	-1.4%	1.1746	1.1609
2018/06/05	239904	8977	3.9%	150668	12778	9.3%	-89236	-3801	-4.1%	390572	21755	5.9%	1.1718	1.1767
2018/05/29	230927	4967	2.2%	137890	21674	18.6%	-93037	-16707	-15.2%	368817	26641	7.8%	1.1545	1.1658
2018/05/22	225960	6643	3.0%	116216	12013	11.5%	-109744	-5370	-4.7%	342176	18656	5.8%	1.1778	1.1661
2018/05/15	219317	-7284	-3.2%	104203	-1893	-1.8%	-115114	-5391	-4.5%	323520	-9177	-2.8%	1.1838	1.1768
2018/05/08	226601	5590	2.5%	106096	5653	5.6%	-120505	-63	-0.1%	332697	11243	3.5%	1.1863	1.1945
2018/05/01	221011	4067	1.9%	100443	14093	16.3%	-120568	-10026	-7.7%	321454	18160	6.0%	1.1993	1.1958
2018/04/24	216944	-21885	-9.2%	86350	-1003	-1.1%	-130594	-20882	-13.8%	303294	-22888	-7.0%	1.2234	1.2130
2018/04/17	238829	2485	1.1%	87353	-1528	-1.7%	-151476	4013	2.7%	326182	957	0.3%	1.2374	1.2283
2018/04/10	236344	15017	6.8%	88881	1935	2.2%	-147463	13082	9.7%	325225	16952	5.5%	1.2354	1.2339
2018/04/03	221327	-13329	-5.7%	86946	-6646	-7.1%	-134381	-6683	-4.7%	308273	-19975	-6.1%	1.2270	1.2285
2018/03/27	234656	15222	6.9%	93592	6897	8.0%	-141064	8325	6.3%	328248	22119	7.2%	1.2407	1.2319
2018/03/20	219434	-20019	-8.4%	86695	-6378	-6.9%	-132739	-13641	-9.3%	306129	-26397	-7.9%	1.2246	1.2354
2018/03/13	239453	12099	5.3%	93073	-1309	-1.4%	-146380	13408	10.1%	332526	10790	3.4%	1.2394	1.2289
2018/03/06	227354	-10933	-4.6%	94382	-5928	-5.9%	-132972	-5005	-3.6%	321736	-16861	-5.0%	1.2421	1.2306
2018/02/27	238287	9014	3.9%	100310	-2837	-2.8%	-137977	11851	9.4%	338597	6177	1.9%	1.2236	1.2329
2018/02/20	229273	-1512	-0.7%	103147	-349	-0.3%	-126126	-1163	-0.9%	332420	-1861	-0.6%	1.2336	1.2292
2018/02/13	230785	-20584	-8.2%	103496	-7050	-6.4%	-127289	-13534	-9.6%	334281	-27634	-7.6%	1.2350	1.2406
2018/02/06	251369	-6653	-2.6%	110546	1266	1.2%	-140823	-7919	-5.3%	361915	-5387	-1.5%	1.2383	1.2235
2018/01/30	258022	-4153	-1.6%	109280	-8178	-7.0%	-148742	4025	2.8%	367302	-12331	-3.2%	1.2405	1.2461
2018/01/23	262175			117458			-144717			379633			1.2298	1.2419

**EURO FX - CHICAGO MERCANTILE EXCHANGE**  
**FUTURES ONLY POSITIONS**



	2018/06/19			2018/06/26			2018/07/03			2018/07/10			2018/07/17		
	Long	Short	売り越し	Long	Short	売り越し	Long	Short	売り越し	Long	Short	売り越し	Long	Short	売り越し
JPY	46565	82127	35562	44430	78651	34221	49990	88720	38730	60563	100395	39832	77021	135671	58650
	前週比 枚数増減 (枚)			-2135	-3476	-1341	5560	10069	4509	10573	11675	1102	16458	35276	18818
	前週比 枚数増減 (%)			-4.6%	-4.2%	-3.8%	12.5%	12.8%	13.2%	21.2%	13.2%	2.8%	27.2%	35.1%	47.2%
EUR	190684	154566	-36118	190147	156243	-33904	189005	152258	-36747	179401	155044	-24357	177390	155983	-21407
	前週比 枚数増減 (枚)			-537	1677	-2214	-1142	-3985	2843	-9604	2786	-12390	-2011	939	-2950
	前週比 枚数増減 (%)			-0.3%	1.1%	-6.1%	-0.6%	-2.6%	8.4%	-5.1%	1.8%	-33.7%	-1.1%	0.6%	-12.1%
GBP	46892	66098	19206	41491	63072	21581	43775	72556	28781	32043	72446	40403	40841	79593	38752
	前週比 枚数増減 (枚)			-5401	-3026	2375	2284	9484	7200	-11732	-110	11622	8798	7147	-1651
	前週比 枚数増減 (%)			-11.5%	-4.6%	12.4%	5.5%	15.0%	33.4%	-26.8%	-0.2%	40.4%	27.5%	9.9%	-4.1%
AUD	32212	75311	43099	33105	74083	40978	35061	74291	39230	30112	71085	40973	28530	69055	40525
	前週比 枚数増減 (枚)			893	-1228	-2121	1956	208	-1748	-4949	-3206	1743	-1582	-2030	-448
	前週比 枚数増減 (%)			2.8%	-1.6%	-4.9%	5.9%	0.3%	-4.3%	-14.1%	-4.3%	4.4%	-5.3%	-2.9%	-1.1%
CAD	45738	59752	14014	40866	73665	32799	26934	76382	49448	26586	79473	52887	25594	73078	47484
	前週比 枚数増減 (枚)			-4872	13913	18785	-13932	2717	16649	-348	3091	3439	-992	-6395	-5403
	前週比 枚数増減 (%)			-10.7%	23.3%	134.0%	-34.1%	3.7%	50.8%	-1.3%	4.0%	7.0%	-3.7%	-8.0%	-10.2%
CHF	18837	50794	31957	13242	51273	38031	9599	50093	40494	8308	48429	40121	7320	49463	42143
	前週比 枚数増減 (枚)			-5595	479	6074	-3643	-1180	2463	-1291	-1664	-373	-988	1034	2022
	前週比 枚数増減 (%)			-29.7%	0.9%	19.0%	-27.5%	-2.3%	6.5%	-13.4%	-3.3%	-0.9%	-11.9%	2.1%	5.0%
NZD	14656	30596	15940	14898	32460	17562	14522	40926	26404	13170	39744	26574	15392	40459	25067
	前週比 枚数増減 (枚)			242	1864	1622	-376	8466	8842	-1352	-1182	170	2222	715	-1507
	前週比 枚数増減 (%)			1.7%	6.1%	10.2%	-2.5%	26.1%	50.3%	-9.3%	-2.9%	0.6%	16.9%	1.8%	-5.7%
MXN	60316	71581	11265	61775	74285	12510	60815	54900	-5915	66485	38353	-28132	75878	46800	-29078
	前週比 枚数増減 (枚)			1459	2704	1245	-960	-19385	18425	5670	-16547	22217	9393	8447	946
	前週比 枚数増減 (%)			2.4%	3.8%	11.1%	-1.6%	-26.1%	147.3%	9.3%	-30.1%	375.6%	14.1%	22.0%	3.4%
Total All 8	455900	590825	134925	439954	603732	163778	429701	610126	180425	416668	604969	188301	447966	650102	202136
	前週比 枚数増減 (枚)			-15946	12907	28853	-10253	6394	16647	-13033	-5157	7876	31298	45133	13835
	前週比 枚数増減 (%)			-3.5%	2.2%	21.4%	-2.3%	1.1%	10.2%	-3.0%	-0.8%	4.4%	7.5%	7.5%	7.3%
Total 7 (MXN除く)	395584	519244	123660	378179	529447	151268	368886	555226	186340	350183	566616	216433	372088	603302	231214
	前週比 枚数増減 (枚)			-17405	10203	27608	-9293	25779	35072	-18703	11390	30093	21905	36686	14781
	前週比 枚数増減 (%)			-4.4%	2.0%	22.3%	-2.5%	4.9%	23.2%	-5.1%	2.1%	16.1%	6.3%	6.5%	6.8%

### 直近5週 CFTC IMM主要7通貨の構成

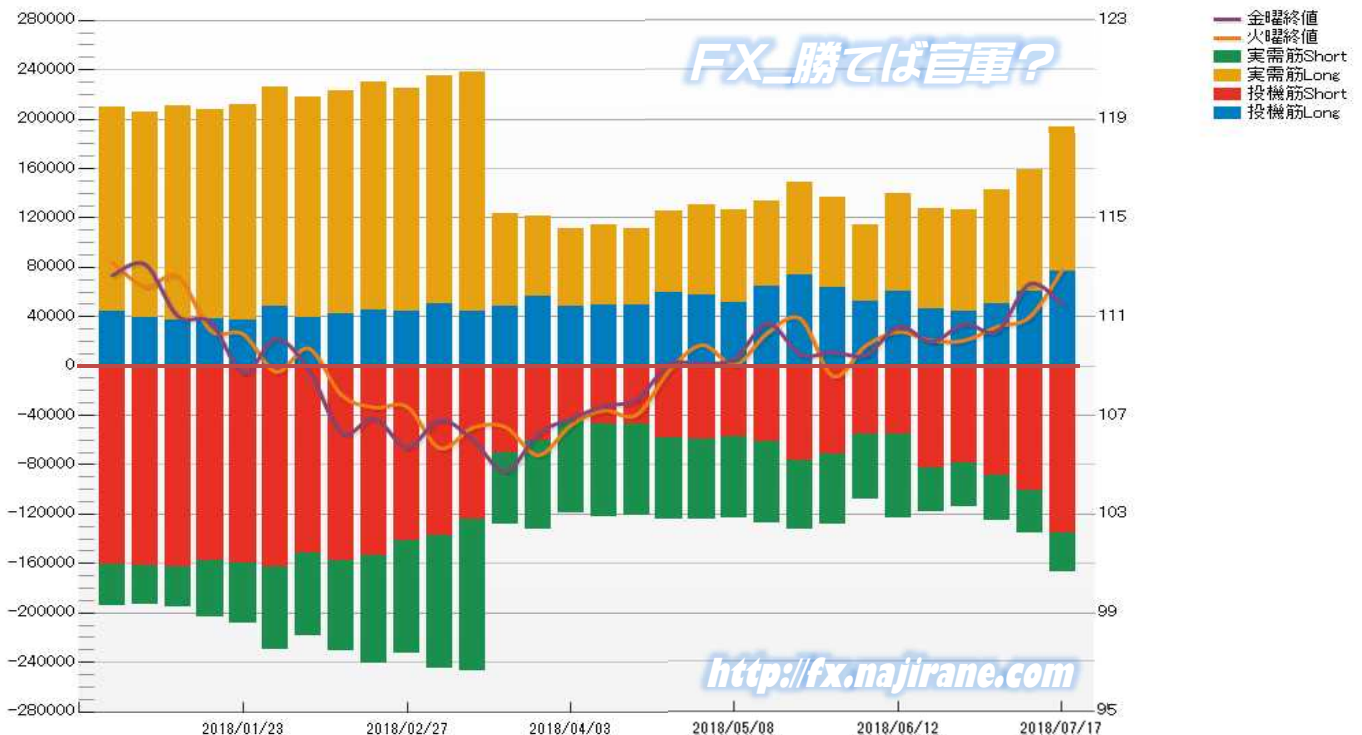


JAPANESE YEN - CHICAGO MERCANTILE EXCHANGE  
FUTURES ONLY POSITIONS

Code-097741  
2018/07/20 公表値

Date	投机筋集計				実需筋集計				投机筋+実需筋合計				ドル円終値	
	円買い	円売り	売り越し	売買計	円買い	円売り	売り越し	売買計	円買い	円売り	売り越し	売買計	火曜締め	金曜締め
2018/07/17	77021	135671	58650	212692	116336	31168	-85168	147504	193357	166839	-26518	360196	112.91	111.50
2018/07/10	60563	100395	39832	160958	98735	35381	-63354	134116	159298	135776	-23522	295074	110.99	112.33
2018/07/03	49990	88720	38730	138710	92429	36730	-55699	129159	142419	125450	-16969	267869	110.59	110.42
2018/06/26	44430	78651	34221	123081	81943	34931	-47012	116874	126373	113582	-12791	239955	110.03	110.70
2018/06/19	46565	82127	35562	128692	80588	35571	-45017	116159	127153	117698	-9455	244851	110.03	109.99
2018/06/12	60609	55557	-5052	116166	79424	67648	-11776	147072	140033	123205	-16828	263238	110.38	110.60
2018/06/05	52060	55497	3437	107557	62362	52615	-9747	114977	114422	108112	-6310	222534	109.83	109.45
2018/05/29	63182	71218	8036	134400	73606	57067	-16539	130673	136788	128285	-8503	265073	108.59	109.56
2018/05/22	73836	76603	2767	150439	74538	55437	-19101	129975	148374	132040	-16334	280414	110.91	109.47
2018/05/15	64926	61246	-3680	126172	69058	65583	-3475	134641	133984	126829	-7155	260813	110.34	110.73
2018/05/08	51812	57274	5462	109086	74829	66084	-8745	140913	126641	123358	-3283	249999	109.06	109.31
2018/05/01	57349	58754	1405	116103	72708	65387	-7321	138095	130057	124141	-5916	254198	109.85	109.09
2018/04/24	59253	58670	-583	117923	66251	65056	-1195	131307	125504	123726	-1778	249230	108.82	109.07
2018/04/17	49433	46842	-2591	96275	61662	73859	12197	135521	111095	120701	9606	231796	107.02	107.65
2018/04/10	49855	47094	-2761	96949	64798	75124	10326	139922	114653	122218	7565	236871	107.20	107.38
2018/04/03	48053	44481	-3572	92534	63665	74952	11287	138617	111718	119433	7715	231151	106.61	106.87
2018/03/27	56544	60212	3668	116756	64904	72327	7423	137231	121448	132539	11091	253987	105.39	106.27
2018/03/20	47902	69901	21999	117803	75371	57968	-17403	133339	123273	127869	4596	251142	106.53	104.73
2018/03/13	44296	123835	79539	168131	193621	122875	-70746	316496	237917	246710	8793	484627	106.50	106.01
2018/03/06	50057	136902	86845	186959	184721	107840	-76881	292561	234778	244742	9964	479520	105.67	106.82
2018/02/27	44539	141190	96651	185729	180046	91470	-88576	271516	224585	232660	8075	457245	107.35	105.71
2018/02/20	45634	153972	108338	199606	184131	86808	-97323	270939	229765	240780	11015	470545	107.32	106.88
2018/02/13	42299	157808	115509	200107	180507	73346	-107161	253853	222806	231154	8348	453960	107.83	106.30
2018/02/06	39108	151984	112876	191092	179016	66717	-112299	245733	218124	218701	577	436825	109.71	108.82
2018/01/30	47828	162524	114696	210352	177727	67523	-110204	245250	225555	230047	4492	455602	108.77	110.11
2018/01/23	37260	160130	122870	197390	174505	47872	-126633	222377	211765	208002	-3763	419767	110.29	108.71
2018/01/16	38152	157502	119350	195654	169016	45988	-123028	215004	207168	203490	-3678	410658	110.44	110.79
2018/01/09	37376	162912	125536	200288	172910	32017	-140893	204927	210286	194929	-15357	405215	112.63	111.02
2018/01/02	39592	161358	121766	200950	166322	31450	-134872	197772	205914	192808	-13106	398722	112.23	113.12
2017/12/26	44269	160355	116086	204624	165875	33387	-132488	199262	210144	193742	-16402	403886	113.20	112.67

JAPANESE YEN - CHICAGO MERCANTILE EXCHANGE  
FUTURES ONLY POSITIONS Code-097741

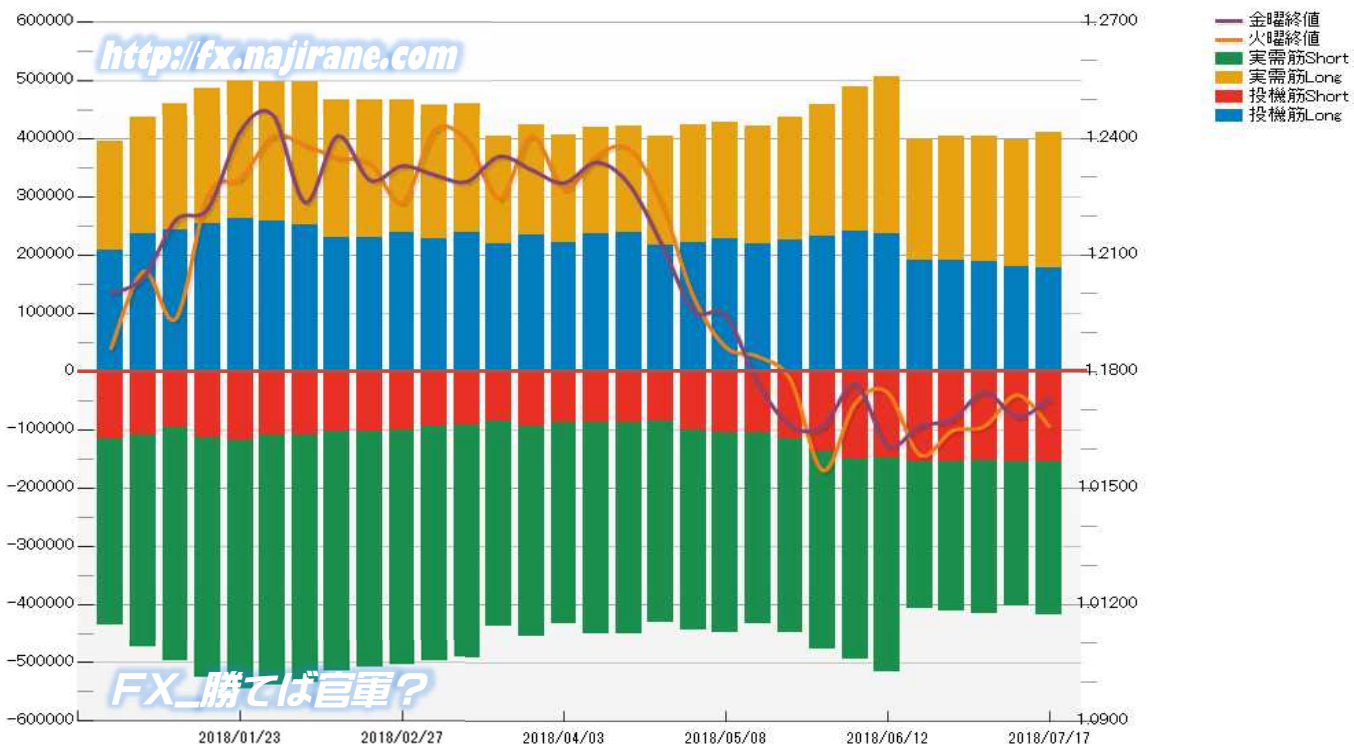


EURO FX - CHICAGO MERCANTILE EXCHANGE  
FUTURES ONLY POSITIONS

Code-099741  
2018/07/20 公表値

Date	投機筋集計				実需筋集計				投機筋+実需筋合計				ユーロドル終値	
	EUR買い	EUR売り	売り越し	売買計	EUR買い	EUR売り	売り越し	売買計	EUR買い	EUR売り	売り越し	売買計	火曜締め	金曜締め
2018/07/17	177390	155983	-21407	333373	233378	262774	29396	496152	410768	418757	7989	829525	1.1659	1.1728
2018/07/10	179401	155044	-24357	334445	217394	247174	29780	464568	396795	402218	5423	799013	1.1739	1.1683
2018/07/03	189005	152258	-36747	341263	215126	263065	47939	478191	404131	415323	11192	819454	1.1659	1.1746
2018/06/26	190147	156243	-33904	346390	212675	254515	41840	467190	402822	410758	7936	813580	1.1647	1.1677
2018/06/19	190684	154566	-36118	345250	208997	251900	42903	460897	399681	406466	6785	806147	1.1585	1.1659
2018/06/12	236617	148392	-88225	385009	269450	366976	97526	636426	506067	515368	9301	1021435	1.1746	1.1609
2018/06/05	239904	150668	-89236	390572	248379	342981	94602	591360	488283	493649	5366	981932	1.1718	1.1767
2018/05/29	230927	137890	-93037	368817	227944	338977	111033	566921	458871	476867	17996	935738	1.1545	1.1658
2018/05/22	225960	116216	-109744	342176	209287	333009	123722	542296	435247	449225	13978	884472	1.1778	1.1661
2018/05/15	219317	104203	-115114	323520	201322	330265	128943	531587	420639	434468	13829	855107	1.1838	1.1768
2018/05/08	226601	106096	-120505	323697	201532	342701	141169	544233	428133	448797	20664	876930	1.1863	1.1945
2018/05/01	221011	100443	-120568	321454	201842	343942	142100	545784	422853	444385	21532	867238	1.1993	1.1958
2018/04/24	216944	86350	-130594	303294	187816	344556	156740	532372	404760	430906	26146	835666	1.2234	1.2130
2018/04/17	238829	87353	-151476	326182	181413	362866	181453	544279	420242	450219	29977	870461	1.2374	1.2283
2018/04/10	236344	88881	-147463	325225	182400	363023	180623	545423	418744	451904	33160	870648	1.2354	1.2339
2018/04/03	221327	86946	-134381	308273	185288	346555	161267	531843	406615	433501	26886	840116	1.2270	1.2285
2018/03/27	234656	93592	-141064	328248	187625	361061	173436	548686	422281	454653	32372	876934	1.2407	1.2319
2018/03/20	219434	86695	-132739	306129	183424	351964	168540	535388	402858	438659	35801	841517	1.2246	1.2354
2018/03/13	239453	93073	-146380	332526	220729	398792	178063	619521	460182	491865	31683	952047	1.2394	1.2289
2018/03/06	227354	94382	-132972	321736	230012	403842	173830	633854	457366	498224	40858	955590	1.2421	1.2306
2018/02/27	238287	100310	-137977	338597	227585	404040	176455	631625	465872	504350	38478	970222	1.2236	1.2329
2018/02/20	229273	103147	-126126	332420	237072	405640	168568	642712	466345	508787	42442	975132	1.2336	1.2292
2018/02/13	230785	103496	-127289	334281	235656	411639	175983	647295	466441	515135	48694	981576	1.2350	1.2406
2018/02/06	251369	110546	-140823	361915	245381	424817	179436	670198	496750	535363	38613	1032113	1.2383	1.2235
2018/01/30	258022	109280	-148742	367302	239494	430681	191187	670175	497516	539961	42445	1037477	1.2405	1.2461
2018/01/23	262175	117458	-144717	379633	236300	429090	192790	665390	498475	546548	48073	1045023	1.2298	1.2419
2018/01/16	254344	114854	-139490	369198	231291	413138	181847	644429	485635	527992	42357	1013627	1.2256	1.2220
2018/01/09	242053	97362	-144691	339415	217213	400874	183661	618087	459266	498236	38970	957502	1.1936	1.2190
2018/01/02	236808	108940	-127868	345748	199313	365245	165932	564558	436121	474185	38064	910306	1.2058	1.2042
2017/12/26	208913	116765	-92148	325678	186931	318343	131412	505274	395844	435108	39264	830952	1.1861	1.2001

EURO FX - CHICAGO MERCANTILE EXCHANGE  
FUTURES ONLY POSITIONS Code-099741





# Bitcoin CME Futures

※取引単位=5ビットコイン (CME CFビットコイン参考基準レート=BRRを対象)

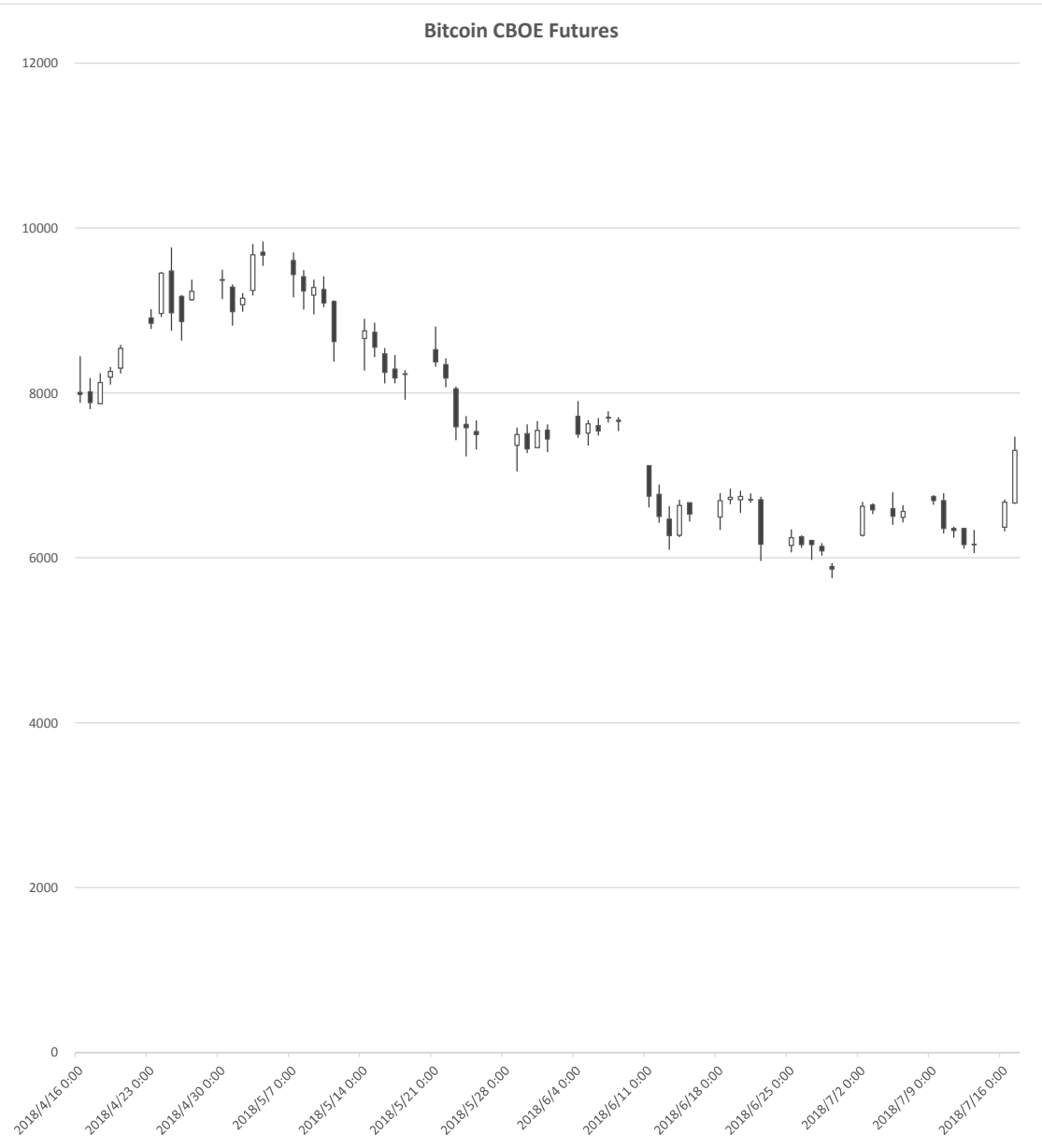
Date	Open	High	Low	Close	Volume	OpenInt
2018/4/16 0:00	8250	8440	7890	7950	6614	6359
2018/4/17 0:00	8010	8170	7800	7875	6182	7823
2018/4/18 0:00	7880	8160	7850	8055	4527	5089
2018/4/19 0:00	8180	8320	8100	8250	4148	5424
2018/4/20 0:00	8280	8600	8240	8530	3576	5565
2018/4/23 0:00	8830	9030	8770	8880	4006	5673
2018/4/24 0:00	8970	9490	8940	9460	6907	5753
2018/4/25 0:00	9490	9790	8780	9070	19000	5648
2018/4/26 0:00	9150	9200	8650	9090	6700	5723
2018/4/27 0:00	9120	9400	8980	9140	4154	5720
2018/4/30 0:00	9300	9480	9130	9360	3393	5697
2018/5/1 0:00	9270	9330	8830	8975	3531	0
2018/5/2 0:00	9050	9200	8990	9115	1622	5785
2018/5/3 0:00	9250	9800	9180	9675	4406	5915
2018/5/4 0:00	9690	9840	9530	9705	5133	6219
2018/5/7 0:00	9620	9680	9175	9405	5956	6273
2018/5/8 0:00	9460	9480	9025	9220	7146	6287
2018/5/9 0:00	9235	9370	8945	9297	7062	6247
2018/5/10 0:00	9245	9420	9045	9095	6168	6051
2018/5/11 0:00	9175	9175	8475	8620	9036	6038
2018/5/14 0:00	8685	8890	8265	8757	11044	5876
2018/5/15 0:00	8780	8860	8430	8517	9396	7442
2018/5/16 0:00	8530	8530	8115	8238	7392	4503
2018/5/17 0:00	8310	8490	8145	8227	6001	4969
2018/5/18 0:00	8150	8295	7940	8257	5754	5178
2018/5/21 0:00	8500	8610	8335	8395	3121	5162
2018/5/22 0:00	8420	8450	8170	8185	2744	5368
2018/5/23 0:00	8090	8105	7455	7647	5450	5499
2018/5/24 0:00	7635	7750	7265	7557	5499	5444
2018/5/25 0:00	7540	7670	7325	7420	4063	5417
2018/5/29 0:00	7275	7560	7055	7497	5219	5482
2018/5/30 0:00	7495	7605	7275	7347	4174	5574
2018/5/31 0:00	7340	7640	7330	7555	3881	5523
2018/6/1 0:00	7555	7620	7350	7440	3272	5557
2018/6/4 0:00	7630	7765	7455	7507	3329	5583
2018/6/5 0:00	7560	7670	7355	7625	2726	5618
2018/6/6 0:00	7600	7690	7485	7525	2304	5625
2018/6/7 0:00	7645	7770	7645	7692	2331	5619
2018/6/8 0:00	7660	7710	7545	7650	2231	0
2018/6/11 0:00	6780	6825	6630	6755	8744	5720
2018/6/12 0:00	6770	6910	6425	6535	6368	4020
2018/6/13 0:00	6560	6645	6135	6275	5668	4802
2018/6/14 0:00	6315	6735	6275	6632	5878	5199
2018/6/15 0:00	6665	6675	6460	6555	3182	5219
2018/6/18 0:00	6500	6810	6365	6710	3531	5370
2018/6/19 0:00	6730	6850	6665	6747	1824	5365
2018/6/20 0:00	6720	6835	6560	6757	2125	5457
2018/6/21 0:00	6750	6795	6685	6725	1174	5399
2018/6/22 0:00	6715	6755	5965	6137	6688	5668
2018/6/25 0:00	6145	6345	6070	6260	4073	5785
2018/6/26 0:00	6235	6280	6125	6170	2058	5794
2018/6/27 0:00	6190	6190	5980	6115	2901	5742
2018/6/28 0:00	6125	6175	6045	6067	1632	5706
2018/6/29 0:00	5950	5950	5755	5897	3539	5605
2018/7/2 0:00	6320	6675	6265	6625	4642	5198
2018/7/3 0:00	6625	6665	6540	6565	2538	5181
2018/7/5 0:00	6690	6695	6430	6490	3585	5139
2018/7/6 0:00	6482	6645	6430	6572	2167	5068
2018/7/9 0:00	6760	6770	6650	6692	2022	4960
2018/7/10 0:00	6705	6795	6295	6367	2593	4989
2018/7/11 0:00	6395	6395	6250	6345	2272	5011
2018/7/12 0:00	6355	6365	6120	6170	1949	5085
2018/7/13 0:00	6135	6335	6065	6187	3180	5367
2018/7/16 0:00	6360	6705	6325	6670	4700	5232
2018/7/17 0:00	6650	7470	6650	7332	8235	4107



# Bitcoin CBOE Futures

Date	Open	High	Low	Close	Volume	OpenInt
2018/4/16 0:00	8005	8445	7880	7980	3957	2025
2018/4/17 0:00	8015	8180	7805	7885	2951	2029
2018/4/18 0:00	7870	8240	7860	8125	3048	2117
2018/4/19 0:00	8190	8315	8100	8260	2925	2179
2018/4/20 0:00	8300	8585	8235	8540	2581	2289
2018/4/23 0:00	8910	9015	8775	8845	3556	2263
2018/4/24 0:00	8965	9465	8920	9455	5226	2380
2018/4/25 0:00	9480	9765	8755	8970	11202	2255
2018/4/26 0:00	9170	9185	8635	8865	5500	2133
2018/4/27 0:00	9130	9375	9115	9231	2283	1904
2018/4/30 0:00	9375	9495	9140	9365	3062	2055
2018/5/1 0:00	9285	9315	8815	8985	3202	1991
2018/5/2 0:00	9070	9210	8985	9150	2151	2061
2018/5/3 0:00	9245	9805	9180	9675	4378	2355
2018/5/4 0:00	9710	9840	9540	9670	3868	2504
2018/5/7 0:00	9605	9705	9160	9435	4914	2544
2018/5/8 0:00	9410	9490	9010	9235	4559	2485
2018/5/9 0:00	9185	9375	8955	9280	3116	2477
2018/5/10 0:00	9255	9415	9040	9090	3180	2548
2018/5/11 0:00	9110	9125	8380	8625	5175	2631
2018/5/14 0:00	8660	8900	8270	8755	5930	2556
2018/5/15 0:00	8735	8850	8435	8555	4392	2505
2018/5/16 0:00	8475	8545	8115	8250	5186	2517
2018/5/17 0:00	8290	8460	8115	8180	3083	2470
2018/5/18 0:00	8225	8275	7915	8230	3840	2630
2018/5/21 0:00	8525	8805	8320	8375	3292	2594
2018/5/22 0:00	8345	8420	8070	8180	2881	2684
2018/5/23 0:00	8050	8075	7425	7590	5272	2625
2018/5/24 0:00	7620	7720	7230	7580	5151	2544
2018/5/25 0:00	7530	7665	7315	7494	2095	2122
2018/5/29 0:00	7365	7580	7050	7495	5145	2355
2018/5/30 0:00	7505	7620	7270	7320	2546	2345
2018/5/31 0:00	7335	7660	7335	7545	2147	2464
2018/6/1 0:00	7550	7620	7280	7440	2257	2372
2018/6/4 0:00	7715	7900	7455	7500	1700	2463
2018/6/5 0:00	7515	7670	7360	7625	2144	2556
2018/6/6 0:00	7605	7695	7485	7540	1489	2546
2018/6/7 0:00	7695	7780	7640	7705	1473	2674
2018/6/8 0:00	7670	7705	7540	7655	1342	2671
2018/6/11 0:00	7120	7120	6610	6750	4103	2652
2018/6/12 0:00	6770	6890	6425	6500	4031	2643
2018/6/13 0:00	6470	6625	6100	6270	5346	2803
2018/6/14 0:00	6275	6705	6250	6635	4681	2731
2018/6/15 0:00	6670	6670	6440	6530	2548	2794
2018/6/18 0:00	6495	6785	6340	6695	2955	2725
2018/6/19 0:00	6710	6840	6650	6735	1663	2633
2018/6/20 0:00	6705	6815	6545	6745	2246	2676
2018/6/21 0:00	6705	6780	6670	6710	1283	2659
2018/6/22 0:00	6705	6740	5960	6165	4537	2795
2018/6/25 0:00	6150	6345	6065	6245	5990	2763
2018/6/26 0:00	6255	6275	6120	6160	3843	2687
2018/6/27 0:00	6210	6210	5975	6160	4183	2679
2018/6/28 0:00	6140	6180	6025	6085	2542	2588
2018/6/29 0:00	5895	5935	5755	5865	2561	2418
2018/7/2 0:00	6275	6680	6260	6625	4072	2397
2018/7/3 0:00	6645	6660	6530	6580	1632	2514
2018/7/5 0:00	6595	6795	6400	6505	6789	2670
2018/7/6 0:00	6490	6640	6430	6565	2060	2724
2018/7/9 0:00	6745	6760	6645	6695	1838	2666
2018/7/10 0:00	6695	6785	6295	6355	3163	2622
2018/7/11 0:00	6355	6380	6245	6330	2749	2545
2018/7/12 0:00	6355	6365	6110	6160	3112	2588
2018/7/13 0:00	6160	6340	6060	6165	3643	2687
2018/7/16 0:00	6370	6710	6320	6675	3343	2847
2018/7/17 0:00	6665	7470	6655	7305	5829	2854

※取引単位=5ビットコイン (CME CFビットコイン参考基準レート=BRRを対象)







# IMM扱い8通貨/ダウ/日経/金/オイル/主要クロス円の過去5日及び過去5週の4本値

AUDUSD 5					CADUSD 5					CHFUSD 5				
Date	Open	High	Low	Close	Date	Open	High	Low	Close	Date	Open	High	Low	Close
2018/07/20	0.7357	0.7431	0.7319	0.7428	2018/07/20	0.7537	0.7625	0.7525	0.7619	2018/07/20	1.0009	1.0085	0.9990	1.0081
2018/07/19	0.7396	0.7441	0.7323	0.7357	2018/07/19	0.7594	0.7598	0.7525	0.7537	2018/07/19	1.0011	1.0041	0.9957	1.0008
2018/07/18	0.7386	0.7408	0.7343	0.7396	2018/07/18	0.7579	0.7598	0.7542	0.7593	2018/07/18	0.9998	1.0017	0.9965	1.0011
2018/07/17	0.7420	0.7438	0.7376	0.7386	2018/07/17	0.7611	0.7627	0.7565	0.7578	2018/07/17	1.0029	1.0073	0.9996	0.9998
2018/07/16	0.7416	0.7442	0.7409	0.7420	2018/07/16	0.7599	0.7628	0.7597	0.7610	2018/07/16	0.9987	1.0037	0.9975	1.0028

CNYUSD 5					EURUSD 5					GBPUSD 5				
Date	Open	High	Low	Close	Date	Open	High	Low	Close	Date	Open	High	Low	Close
2018/07/20	0.1477	0.1478	0.1469	0.1475	2018/07/20	1.1645	1.1738	1.1627	1.1728	2018/07/20	1.3017	1.3140	1.2996	1.3136
2018/07/19	0.1489	0.1489	0.1475	0.1475	2018/07/19	1.1644	1.1679	1.1575	1.1645	2018/07/19	1.3075	1.3083	1.2958	1.3017
2018/07/18	0.1492	0.1494	0.1488	0.1489	2018/07/18	1.1659	1.1665	1.1602	1.1644	2018/07/18	1.3113	1.3117	1.3010	1.3075
2018/07/17	0.1496	0.1499	0.1495	0.1497	2018/07/17	1.1710	1.1745	1.1651	1.1659	2018/07/17	1.3239	1.3269	1.3070	1.3113
2018/07/16	0.1495	0.1499	0.1492	0.1499	2018/07/16	1.1686	1.1725	1.1676	1.1711	2018/07/16	1.3229	1.3292	1.3217	1.3238

JPYUSD 5					MXNUSD 5					NZDUSD 5				
Date	Open	High	Low	Close	Date	Open	High	Low	Close	Date	Open	High	Low	Close
2018/07/20	0.8894	0.8976	0.8879	0.8968	2018/07/20	5.2475	5.2839	5.2268	5.2481	2018/07/20	0.6749	0.6818	0.6720	0.6816
2018/07/19	0.8862	0.8922	0.8837	0.8894	2018/07/19	5.2939	5.2945	5.2190	5.2475	2018/07/19	0.6795	0.6805	0.6714	0.6749
2018/07/18	0.8857	0.8872	0.8839	0.8862	2018/07/18	5.2920	5.3129	5.2530	5.2939	2018/07/18	0.6779	0.6805	0.6743	0.6794
2018/07/17	0.8907	0.8910	0.8855	0.8857	2018/07/17	5.3123	5.3150	5.2733	5.2920	2018/07/17	0.6776	0.6841	0.6759	0.6780
2018/07/16	0.8903	0.8910	0.8884	0.8907	2018/07/16	5.2929	5.3248	5.2860	5.3123	2018/07/16	0.6762	0.6793	0.6759	0.6776

Nikkei 225 -Japan (NIX)					5営業日以内に休場日あり	
Date	Open	High	Low	Close	(ドル建て終値)	出来高
2018/07/20	22734.56	22869.98	22541.35	22697.88	202.29	0
2018/07/19	22871.62	22926.47	22761.87	22764.68	201.40	643169728
2018/07/18	22917.52	22949.32	22794.19	22794.19	202.16	582012928
2018/07/17	22605.73	22832.22	22575.42	22697.36	201.59	780881024
2018/07/16	22397.62	22692.86	22316.52	22597.35	200.78	748164416
週4本値	22397.62	22949.32	22316.52	22697.88	202.29	(N225銘柄計)【東証一部全体計】

XAUUSD 5					
Date	Open	High	Low	Close	
2018/07/20	1223.03	1232.30	1215.89	1230.99	
2018/07/19	1227.36	1228.90	1211.72	1222.92	
2018/07/18	1227.10	1229.18	1221.20	1226.78	
2018/07/17	1240.73	1245.00	1226.25	1228.16	
2018/07/16	1240.93	1245.63	1238.40	1240.71	
週4本値	1240.93	1245.63	1211.72	1230.99	

Dow Jones Industrial - USA (DJIA)					
Date	Open	High	Low	Close	出来高
2018/07/20	25041.14	25124.10	24986.35	25058.12	274076404
2018/07/19	25139.15	25154.17	25052.62	25064.50	285756362
2018/07/18	25133.79	25215.32	25101.12	25199.29	252867312
2018/07/17	25033.92	25155.39	24989.61	25119.89	250445290
2018/07/16	25025.58	25072.41	24979.64	25064.36	231268652
週4本値	25025.58	25215.32	24979.64	25058.12	274076404

Historical Data by **Stooq**  
 Historical Data by **MarketNewsline**  
 Arrangement by **FX\_勝てば官軍?**

Crude Light Oil						5営業日以内に休場日あり	
Date	Open	High	Low	Close	出来高		
2018/07/20	68.03	68.91	67.69	68.26	776404		
2018/07/19	67.96	68.79	66.62	68.24	1199755		
2018/07/18	66.72	68.01	66.29	67.75	950548		
2018/07/17	67.11	67.61	66.35	67.16	1214119		
2018/07/16	70.38	71.66	69.84	71.01	1144209		
週4本値	70.38	71.66	66.29	68.26			

USDJPY 5					EURJPY 5					GBPJPY 5				
日付	始値	高値	安値	終値	日付	始値	高値	安値	終値	日付	始値	高値	安値	終値
2018/07/20	112.44	112.62	111.41	111.50	2018/07/20	130.94	131.21	130.61	130.78	2018/07/20	146.37	146.67	145.99	146.47
2018/07/19	112.84	113.18	112.07	112.44	2018/07/19	131.39	131.43	130.73	130.94	2018/07/19	147.54	147.60	146.17	146.37
2018/07/18	112.90	113.14	112.72	112.84	2018/07/18	131.63	131.77	130.88	131.39	2018/07/18	148.05	148.23	146.87	147.54
2018/07/17	112.28	112.93	112.23	112.91	2018/07/17	131.48	131.99	131.46	131.63	2018/07/17	148.64	149.10	147.59	148.06
2018/07/16	112.32	112.56	112.23	112.28	2018/07/16	131.26	131.70	131.23	131.48	2018/07/16	148.59	149.32	148.52	148.63

USDJPY Weekly 28					EURJPY Weekly 28					GBPJPY Weekly 28				
日付	始値	高値	安値	終値	日付	始値	高値	安値	終値	日付	始値	高値	安値	終値
2018/07/20	112.32	113.18	111.41	111.50	2018/07/20	131.26	131.99	130.61	130.78	2018/07/20	148.59	149.32	145.99	146.47
2018/07/13	110.43	112.80	110.35	112.33	2018/07/13	129.73	131.53	129.70	131.23	2018/07/13	147.04	148.89	146.17	148.66
2018/07/06	110.67	111.13	110.28	110.42	2018/07/06	129.14	129.97	128.42	129.71	2018/07/06	146.11	146.88	145.19	146.66
2018/06/29	109.91	110.94	109.37	110.70	2018/06/29	128.22	129.46	127.15	129.26	2018/06/29	145.83	146.33	143.79	146.12
2018/06/22	110.68	110.76	109.56	109.99	2018/06/22	128.33	128.59	126.65	128.24	2018/06/22	146.99	146.99	144.39	145.83

# 先週のIMM取り扱い対ドル8通貨チャート

※ 赤点線は週最高値/青天線は週最低安値、BB中心線はSMA21

2018/07/16 ~ 2018/07/20

Chart by OANDA Japan MetaTrader4

