

JAPANESE YEN - CHICAGO MERCANTILE EXCHANGE

Code-097741

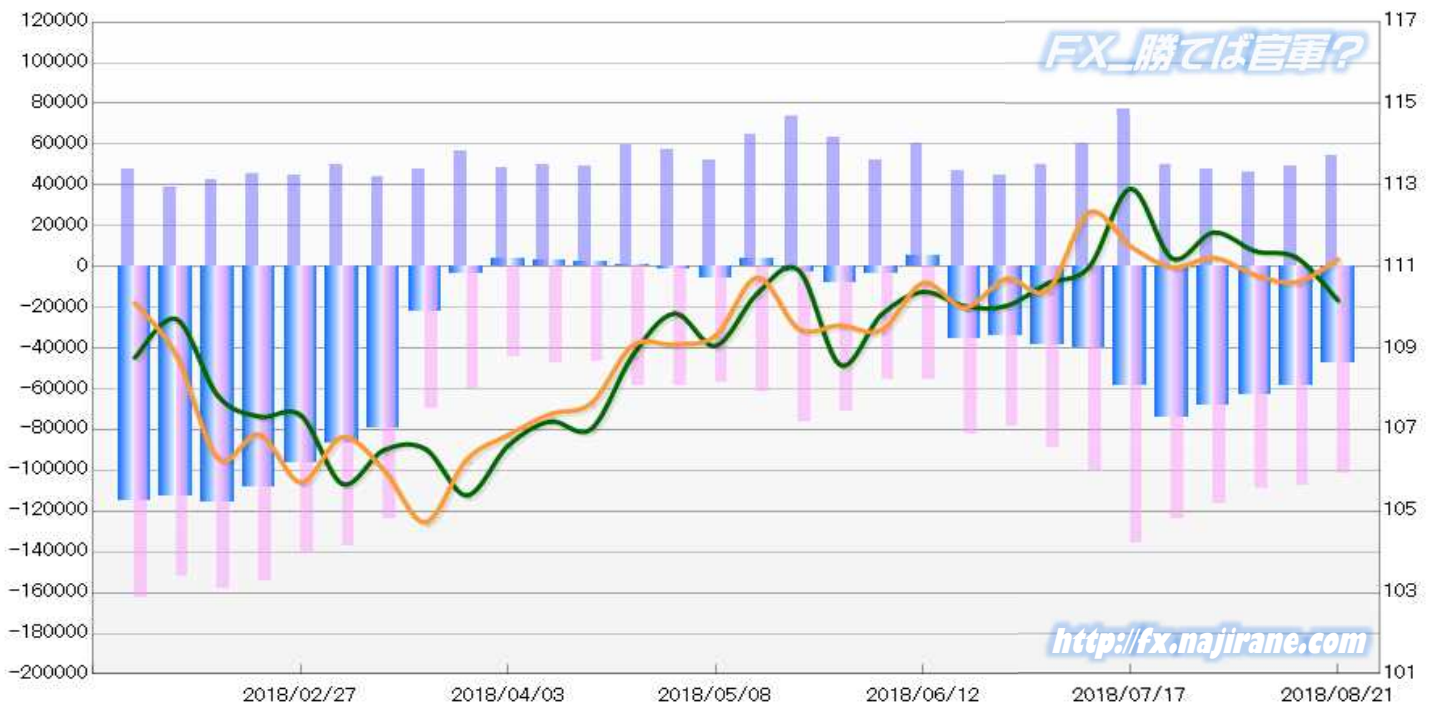
2018/02/27 ~ 2018/08/21

2018/08/24 NYクローズ時公表値

Report_Date	Non Commercial Positions												火曜日 引け値	金曜日 引け値
	Long	増減	増減(%)	Short	増減	増減(%)	売り越し	増減	増減(%)	売買計	増減	増減(%)		
2018/08/21	54116	4747	9.6%	101522	-6215	-5.8%	47406	-10962	-18.8%	155638	-1468	-0.9%	110.17	111.18
2018/08/14	49369	3233	7.0%	107737	-1206	-1.1%	58368	-4439	-7.1%	157106	2027	1.3%	111.22	110.62
2018/08/07	46136	-1880	-3.9%	108943	-7530	-6.5%	62807	-5650	-8.3%	155079	-9410	-5.7%	111.38	110.80
2018/07/31	48016	-1977	-4.0%	116473	-7289	-5.9%	68457	-5312	-7.2%	164489	-9266	-5.3%	111.84	111.22
2018/07/24	49993	-27028	-35.1%	123762	-11909	-8.8%	73769	15119	25.8%	173755	-38937	-18.3%	111.20	110.99
2018/07/17	77021	16458	27.2%	135671	35276	35.1%	58650	18818	47.2%	212692	51734	32.1%	112.91	111.50
2018/07/10	60563	10573	21.2%	100395	11675	13.2%	39832	1102	2.8%	160958	22248	16.0%	110.99	112.33
2018/07/03	49990	5560	12.5%	88720	10069	12.8%	38730	4509	13.2%	138710	15629	12.7%	110.59	110.42
2018/06/26	44430	-2135	-4.6%	78651	-3476	-4.2%	34221	-1341	-3.8%	123081	-5611	-4.4%	110.03	110.70
2018/06/19	46565	-14044	-23.2%	82127	26570	47.8%	35562	-40614	-803.9%	128692	12526	10.8%	110.03	109.99
2018/06/12	60609	8549	16.4%	55557	60	0.1%	-5052	-8489	-247.0%	116166	8609	8.0%	110.38	110.60
2018/06/05	52060	-11122	-17.6%	55497	-15721	-22.1%	3437	-4599	-57.2%	107557	-26843	-20.0%	109.83	109.45
2018/05/29	63182	-10654	-14.4%	71218	-5385	-7.0%	8036	5269	190.4%	134400	-16039	-10.7%	108.59	109.56
2018/05/22	73836	8910	13.7%	76603	15357	25.1%	2767	-6447	-175.2%	150439	24267	19.2%	110.91	109.47
2018/05/15	64926	13114	25.3%	61246	3972	6.9%	-3680	-9142	-167.4%	126172	17086	15.7%	110.34	110.73
2018/05/08	51812	-5537	-9.7%	57274	-1480	-2.5%	5462	4057	288.8%	109086	-7017	-6.0%	109.06	109.31
2018/05/01	57349	-1904	-3.2%	58754	84	0.1%	1405	-1988	-341.0%	116103	-1820	-1.5%	109.85	109.09
2018/04/24	59253	9820	19.9%	58670	11828	25.3%	-583	-2008	-77.5%	117923	21648	22.5%	108.82	109.07
2018/04/17	49433	-422	-0.8%	46842	-252	-0.5%	-2591	-170	-6.2%	96275	-674	-0.7%	107.02	107.65
2018/04/10	49855	1802	3.8%	47094	2613	5.9%	-2761	-811	-22.7%	96949	4415	4.8%	107.20	107.38
2018/04/03	48053	-8491	-15.0%	44481	-15731	-26.1%	-3572	-7240	-197.4%	92534	-24222	-20.7%	106.61	106.87
2018/03/27	56544	8642	18.0%	60212	-9689	-13.9%	3668	-18331	-83.3%	116756	-1047	-0.9%	105.39	106.27
2018/03/20	47902	3606	8.1%	69901	-53934	-43.6%	21999	-57540	-72.3%	117803	-50328	-29.9%	106.53	104.73
2018/03/13	44296	-5761	-11.5%	123835	-13067	-9.5%	79539	-7306	-8.4%	168131	-18828	-10.1%	106.50	106.01
2018/03/06	50057	5518	12.4%	136902	-4288	-3.0%	86845	-9806	-10.1%	186959	1230	0.7%	105.67	106.82
2018/02/27	44539			141190			96651			185729			107.35	105.71

JAPANESE YEN - CHICAGO MERCANTILE EXCHANGE
FUTURES ONLY POSITIONS

— 金曜終値 — 火曜終値 — Short枚数 — Long枚数 ■ 売り越し or 買い越し枚数



EURO FX - CHICAGO MERCANTILE EXCHANGE

Code-099741

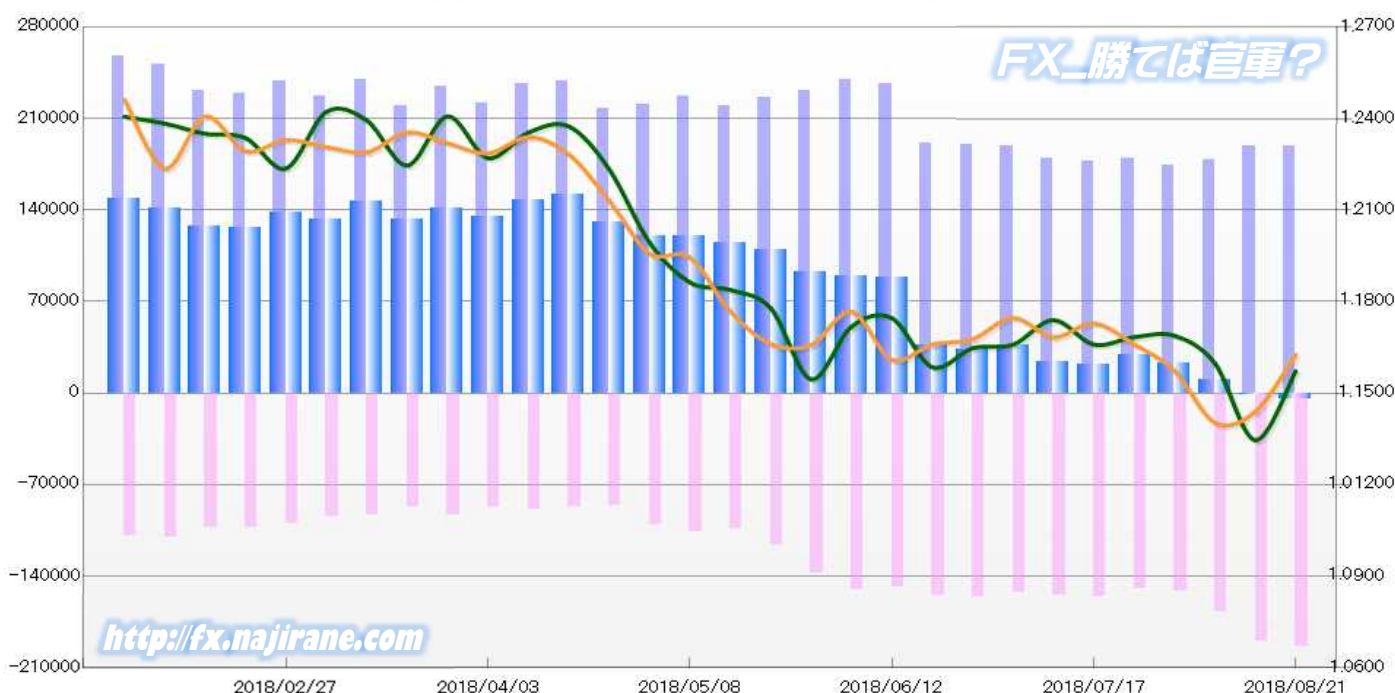
2018/02/27 ~ 2018/08/21

2018/08/24 NYクローズ時公表値

Report_Date	Non Commercial Positions											火曜日 引け値	金曜日 引け値	
	Long	増減		Short	増減		売り越し	増減		売買計	増減			
2018/08/21	188907	479	0.3%	193748	3531	1.9%	4841	3052	170.6%	382655	4010	1.1%	1.1572	1.1626
2018/08/14	188428	10505	5.9%	190217	22859	13.7%	1789	-12354	-116.9%	378645	33364	9.7%	1.1346	1.1439
2018/08/07	177923	3374	1.9%	167358	15634	10.3%	-10565	-12260	-53.7%	345281	19008	5.8%	1.1597	1.1403
2018/07/31	174549	-4966	-2.8%	151724	1849	1.2%	-22825	-6815	-23.0%	326273	-3117	-0.9%	1.1688	1.1573
2018/07/24	179515	2125	1.2%	149875	-6108	-3.9%	-29640	8233	38.5%	329390	-3983	-1.2%	1.1683	1.1660
2018/07/17	177390	-2011	-1.1%	155983	939	0.6%	-21407	-2950	-12.1%	333373	-1072	-0.3%	1.1659	1.1728
2018/07/10	179401	-9604	-5.1%	155044	2786	1.8%	-24357	-12390	-33.7%	334445	-6818	-2.0%	1.1739	1.1683
2018/07/03	189005	-1142	-0.6%	152258	-3985	-2.6%	-36747	2843	8.4%	341263	-5127	-1.5%	1.1659	1.1746
2018/06/26	190147	-537	-0.3%	156243	1677	1.1%	-33904	-2214	-6.1%	346390	1140	0.3%	1.1647	1.1677
2018/06/19	190684	-45933	-19.4%	154566	6174	4.2%	-36118	-52107	-59.1%	345250	-39759	####	1.1585	1.1659
2018/06/12	236617	-3287	-1.4%	148392	-2276	-1.5%	-88225	-1011	-1.1%	385009	-5563	-1.4%	1.1746	1.1609
2018/06/05	239904	8977	3.9%	150668	12778	9.3%	-89236	-3801	-4.1%	390572	21755	5.9%	1.1718	1.1767
2018/05/29	230927	4967	2.2%	137890	21674	18.6%	-93037	-16707	-15.2%	368817	26641	7.8%	1.1545	1.1658
2018/05/22	225960	6643	3.0%	116216	12013	11.5%	-109744	-5370	-4.7%	342176	18656	5.8%	1.1778	1.1661
2018/05/15	219317	-7284	-3.2%	104203	-1893	-1.8%	-115114	-5391	-4.5%	323520	-9177	-2.8%	1.1838	1.1768
2018/05/08	226601	5590	2.5%	106096	5653	5.6%	-120505	-63	-0.1%	332697	11243	3.5%	1.1863	1.1945
2018/05/01	221011	4067	1.9%	100443	14093	16.3%	-120568	-10026	-7.7%	321454	18160	6.0%	1.1993	1.1958
2018/04/24	216944	-21885	-9.2%	86350	-1003	-1.1%	-130594	-20882	-13.8%	303294	-22888	-7.0%	1.2234	1.2130
2018/04/17	238829	2485	1.1%	87353	-1528	-1.7%	-151476	4013	2.7%	326182	957	0.3%	1.2374	1.2283
2018/04/10	236344	15017	6.8%	88881	1935	2.2%	-147463	13082	9.7%	325225	16952	5.5%	1.2354	1.2339
2018/04/03	221327	-13329	-5.7%	86946	-6646	-7.1%	-134381	-6683	-4.7%	308273	-19975	-6.1%	1.2270	1.2285
2018/03/27	234656	15222	6.9%	93592	6897	8.0%	-141064	8325	6.3%	328248	22119	7.2%	1.2407	1.2319
2018/03/20	219434	-20019	-8.4%	86695	-6378	-6.9%	-132739	-13641	-9.3%	306129	-26397	-7.9%	1.2246	1.2354
2018/03/13	239453	12099	5.3%	93073	-1309	-1.4%	-146380	13408	10.1%	332526	10790	3.4%	1.2394	1.2289
2018/03/06	227354	-10933	-4.6%	94382	-5928	-5.9%	-132972	-5005	-3.6%	321736	-16861	-5.0%	1.2421	1.2306
2018/02/27	238287			100310			-137977			338597			1.2236	1.2329

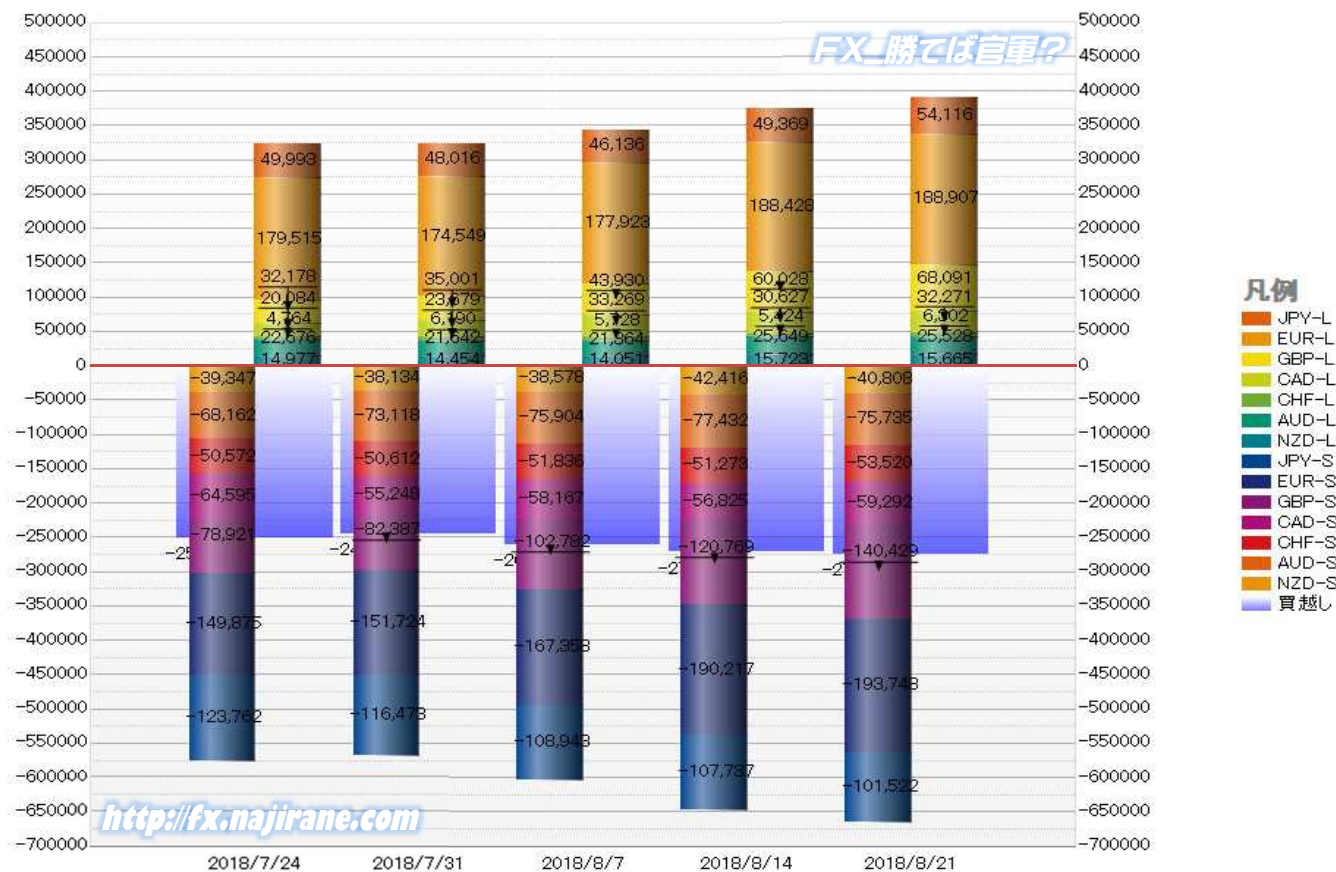
EURO FX - CHICAGO MERCANTILE EXCHANGE
FUTURES ONLY POSITIONS

— 金曜締め週終値 — 火曜締め週終値 — Short枚数 — Long枚数 — 売り越し or 買い越し枚数



	2018/07/24			2018/07/31			2018/08/07			2018/08/14			2018/08/21		
	Long	Short	売り越し	Long	Short	売り越し	Long	Short	売り越し	Long	Short	売り越し	Long	Short	売り越し
JPY	49993	123762	73769	48016	116473	68457	46136	108943	62807	49369	107737	58368	54116	101522	47406
	前週比 枚数増減 (枚)			-1977	-7289	-5312	-1880	-7530	-5650	3233	-1206	-4439	4747	-6215	-10962
	前週比 枚数増減 (%)			-4.0%	-5.9%	-7.2%	-3.9%	-6.5%	-8.3%	7.0%	-1.1%	-7.1%	9.6%	-5.8%	-18.8%
EUR	179515	149875	-29640	174549	151724	-22825	177923	167358	-10565	188428	190217	1789	188907	193748	4841
	前週比 枚数増減 (枚)			-4966	1849	-6815	3374	15634	-12260	10505	22859	12354	479	3531	3052
	前週比 枚数増減 (%)			-2.8%	1.2%	-23.0%	1.9%	10.3%	-53.7%	5.9%	13.7%	116.9%	0.3%	1.9%	170.6%
GBP	32178	78921	46743	35001	82387	47386	43930	102782	58852	60028	120769	60741	68091	140429	72338
	前週比 枚数増減 (枚)			2823	3466	643	8929	20395	11466	16098	17987	1889	8063	19660	11597
	前週比 枚数増減 (%)			8.8%	4.4%	1.4%	25.5%	24.8%	24.2%	36.6%	17.5%	3.2%	13.4%	16.3%	19.1%
AUD	22676	68162	45486	21642	73118	51476	21364	75904	54540	25649	77432	51783	25528	75735	50207
	前週比 枚数増減 (枚)			-1034	4956	5990	-278	2786	3064	4285	1528	-2757	-121	-1697	-1576
	前週比 枚数増減 (%)			-4.6%	7.3%	13.2%	-1.3%	3.8%	6.0%	20.1%	2.0%	-5.1%	-0.5%	-2.2%	-3.0%
CAD	20084	64595	44511	23679	55248	31569	33269	58167	24898	30627	56825	26198	32271	59292	27021
	前週比 枚数増減 (枚)			3595	-9347	-12942	9590	2919	-6671	-2642	-1342	1300	1644	2467	823
	前週比 枚数増減 (%)			17.9%	-14.5%	-29.1%	40.5%	5.3%	-21.1%	-7.9%	-2.3%	5.2%	5.4%	4.3%	3.1%
CHF	4764	50572	45808	6190	50612	44422	5728	51836	46108	5424	51273	45849	6302	53520	47218
	前週比 枚数増減 (枚)			1426	40	-1386	-462	1224	1686	-304	-563	-259	878	2247	1369
	前週比 枚数増減 (%)			29.9%	0.1%	-3.0%	-7.5%	2.4%	3.8%	-5.3%	-1.1%	-0.6%	16.2%	4.4%	3.0%
NZD	14977	39347	24370	14454	38134	23680	14051	38578	24527	15723	42416	26693	15665	40808	25143
	前週比 枚数増減 (枚)			-523	-1213	-690	-403	444	847	1672	3838	2166	-58	-1608	-1550
	前週比 枚数増減 (%)			-3.5%	-3.1%	-2.8%	-2.8%	1.2%	3.6%	11.9%	9.9%	8.8%	-0.4%	-3.8%	-5.8%
MXN	87495	67911	-19584	97475	70960	-26515	108066	74806	-33260	112980	81906	-31074	113603	87933	-25670
	前週比 枚数増減 (枚)			9980	3049	6931	10591	3846	6745	4914	7100	-2186	623	6027	-5404
	前週比 枚数増減 (%)			11.4%	4.5%	35.4%	10.9%	5.4%	25.4%	4.5%	9.5%	-6.6%	0.6%	7.4%	-17.4%
Total All 8	411682	643145	231463	421006	638656	217650	450467	678374	227907	488228	728575	240347	504483	752987	248504
	前週比 枚数増減 (枚)			9324	-4489	-13813	29461	39718	10257	37761	50201	12440	16255	24412	8157
	前週比 枚数増減 (%)			2.3%	-0.7%	-6.0%	7.0%	6.2%	4.7%	8.4%	7.4%	5.5%	3.3%	3.4%	3.4%
Total 7 (MXN除く)	324187	575234	251047	323531	567696	244165	342401	603568	261167	375248	646669	271421	390880	665054	274174
	前週比 枚数増減 (枚)			-656	-7538	-6882	18870	35872	17002	32847	43101	10254	15632	18385	2753
	前週比 枚数増減 (%)			-0.2%	-1.3%	-2.7%	5.8%	6.3%	7.0%	9.6%	7.1%	3.9%	4.2%	2.8%	1.0%

直近5週 CFTC IMM主要7通貨の構成

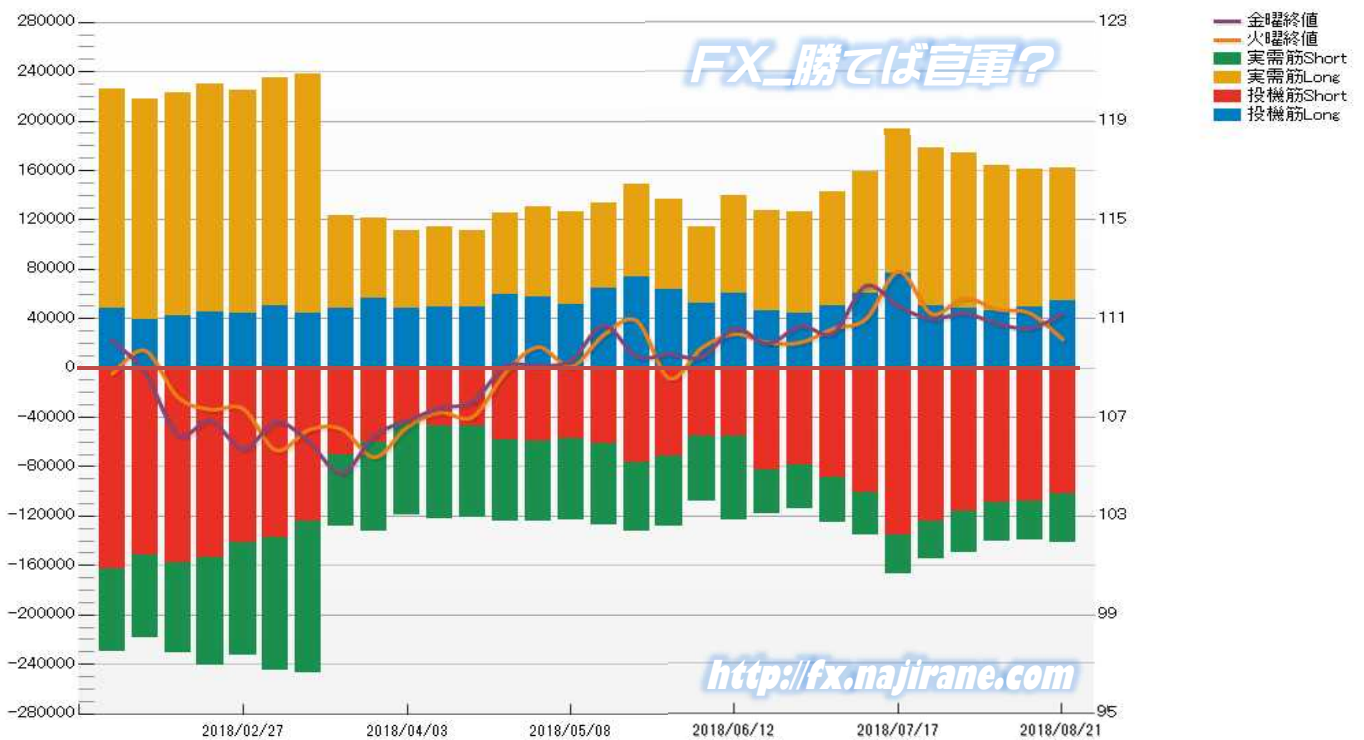


JAPANESE YEN - CHICAGO MERCANTILE EXCHANGE
FUTURES ONLY POSITIONS

Code-097741
2018/08/24 公表値

Date	投機筋集計				実需筋集計				投機筋+実需筋合計				ドル円終値	
	円買い	円売り	売り越し	売買計	円買い	円売り	売り越し	売買計	円買い	円売り	売り越し	売買計	火曜締め	金曜締め
2018/08/21	54116	101522	47406	155638	108223	39523	-68700	147746	162339	141045	-21294	303384	110.17	111.18
2018/08/14	49369	107737	58368	157106	111729	31519	-80210	143248	161098	139256	-21842	300354	111.22	110.62
2018/08/07	46136	108943	62807	155079	118196	31838	-86358	150034	164332	140781	-23551	305113	111.38	110.80
2018/07/31	48016	116473	68457	164489	126011	32904	-93107	158915	174027	149377	-24650	323404	111.84	111.22
2018/07/24	49993	123762	73769	173755	128268	30622	-97646	158890	178261	154384	-23877	332645	111.20	110.99
2018/07/17	77021	135671	58650	212692	116336	31168	-85168	147504	193357	166839	-26518	360196	112.91	111.50
2018/07/10	60563	100395	39832	160958	98735	35381	-63354	134116	159298	135776	-23522	295074	110.99	112.33
2018/07/03	49990	88720	38730	138710	92429	36730	-55699	129159	142419	125450	-16969	267869	110.59	110.42
2018/06/26	44430	78651	34221	123081	81943	34931	-47012	116874	126373	113582	-12791	239955	110.03	110.70
2018/06/19	46565	82127	35562	128692	80588	35571	-45017	116159	127153	117698	-9455	244851	110.03	109.99
2018/06/12	60609	55557	-5052	116166	79424	67648	-11776	147072	140033	123205	-16828	263238	110.38	110.60
2018/06/05	52060	55497	3437	107557	62362	52615	-9747	114977	114422	108112	-6310	222534	109.83	109.45
2018/05/29	63182	71218	8036	134400	73606	57067	-16539	130673	136788	128285	-8503	265073	108.59	109.56
2018/05/22	73836	76603	2767	150439	74538	55437	-19101	129975	148374	132040	-16334	280414	110.91	109.47
2018/05/15	64926	61246	-3680	126172	69058	65583	-3475	134641	133984	126829	-7155	260813	110.34	110.73
2018/05/08	51812	57274	5462	109086	74829	66084	-8745	140913	126641	123358	-3283	249999	109.06	109.31
2018/05/01	57349	58754	1405	116103	72708	65387	-7321	138095	130057	124141	-5916	254198	109.85	109.09
2018/04/24	59253	58670	-583	117923	66251	65056	-1195	131307	125504	123726	-1778	249230	108.82	109.07
2018/04/17	49433	46842	-2591	96275	61662	73859	12197	135521	111095	120701	9606	231796	107.02	107.65
2018/04/10	49855	47094	-2761	96949	64798	75124	10326	139922	114653	122218	7565	236871	107.20	107.38
2018/04/03	48053	44481	-3572	92534	63665	74952	11287	138617	111718	119433	7715	231151	106.61	106.87
2018/03/27	56544	60212	3668	116756	64904	72327	7423	137231	121448	132539	11091	253987	105.39	106.27
2018/03/20	47902	69901	21999	117803	75371	57968	-17403	133339	123273	127869	4596	251142	106.53	104.73
2018/03/13	44296	123835	79539	168131	193621	122875	-70746	316496	237917	246710	8793	484627	106.50	106.01
2018/03/06	50057	136902	86845	186959	184721	107840	-76881	292561	234778	244742	9964	479520	105.67	106.82
2018/02/27	44539	141190	96651	185729	180046	91470	-88576	271516	224585	232660	8075	457245	107.35	105.71
2018/02/20	45634	153972	108338	199606	184131	86808	-97323	270939	229765	240780	11015	470545	107.32	106.88
2018/02/13	42299	157808	115509	200107	180507	73346	-107161	253853	222806	231154	8348	453960	107.83	106.30
2018/02/06	39108	151984	112876	191092	179016	66717	-112299	245733	218124	218701	577	436825	109.71	108.82
2018/01/30	47828	162524	114696	210352	177727	67523	-110204	245250	225555	230047	4492	455602	108.77	110.11

JAPANESE YEN - CHICAGO MERCANTILE EXCHANGE
FUTURES ONLY POSITIONS Code-097741

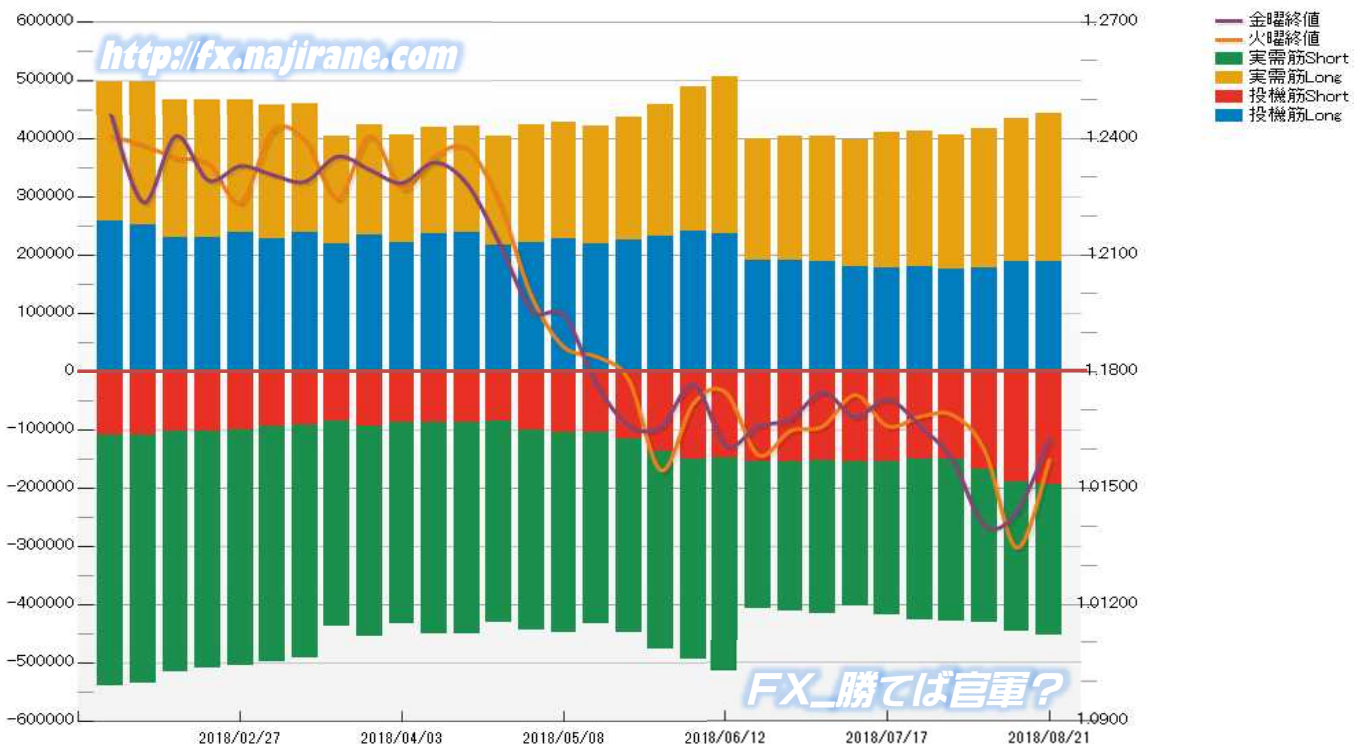


EURO FX - CHICAGO MERCANTILE EXCHANGE
FUTURES ONLY POSITIONS

Code-099741
2018/08/24 公表値

Date	投機筋集計				実需筋集計				投機筋+実需筋合計				ユーロドル終値	
	EUR買い	EUR売り	売り越し	売買計	EUR買い	EUR売り	売り越し	売買計	EUR買い	EUR売り	売り越し	売買計	火曜締め	金曜締め
2018/08/21	188907	193748	4841	382655	254692	258443	3751	513135	443599	452191	8592	895790	1.1572	1.1626
2018/08/14	188428	190217	1789	378645	246723	257030	10307	503753	435151	447247	12096	882398	1.1346	1.1439
2018/08/07	177923	167358	-10565	345281	238559	264653	26094	503212	416482	432011	15529	848493	1.1597	1.1403
2018/07/31	174549	151724	-22825	326273	231982	278576	46594	510558	406531	430300	23769	836831	1.1688	1.1573
2018/07/24	179515	149875	-29640	329390	232134	277207	45073	509341	411649	427082	15433	838731	1.1683	1.1660
2018/07/17	177390	155983	-21407	333373	233378	262774	29396	496152	410768	418757	7989	829525	1.1659	1.1728
2018/07/10	179401	155044	-24357	334445	217394	247174	29780	464568	396795	402218	5423	799013	1.1739	1.1683
2018/07/03	189005	152258	-36747	341263	215126	263065	47939	478191	404131	415323	11192	819454	1.1659	1.1746
2018/06/26	190147	156243	-33904	346390	212675	254515	41840	467190	402822	410758	7936	813580	1.1647	1.1677
2018/06/19	190684	154566	-36118	345250	208997	251900	42903	460897	399681	406466	6785	806147	1.1585	1.1659
2018/06/12	236617	148392	-88225	385009	269450	366976	97526	636426	506067	515368	9301	1021435	1.1746	1.1609
2018/06/05	239904	150668	-89236	390572	248379	342981	94602	591360	488283	493649	5366	981932	1.1718	1.1767
2018/05/29	230927	137890	-93037	368817	227944	338977	111033	566921	458871	476867	17996	935738	1.1545	1.1658
2018/05/22	225960	116216	-109744	342176	209287	333009	123722	542296	435247	449225	13978	884472	1.1778	1.1661
2018/05/15	219317	104203	-115114	323520	201322	330265	128943	531587	420639	434468	13829	855107	1.1838	1.1768
2018/05/08	226601	106096	-120505	332697	201532	342701	141169	544233	428133	448797	20664	876930	1.1863	1.1945
2018/05/01	221011	100443	-120568	321454	201842	343942	142100	545784	422853	444385	21532	867238	1.1993	1.1958
2018/04/24	216944	86350	-130594	303294	187816	344556	156740	532372	404760	430906	26146	835666	1.2234	1.2130
2018/04/17	238829	87353	-151476	326182	181413	362866	181453	544279	420242	450219	29977	870461	1.2374	1.2283
2018/04/10	236344	88881	-147463	325225	182400	363023	180623	545423	418744	451904	33160	870648	1.2354	1.2339
2018/04/03	221327	86946	-134381	308273	185288	346555	161267	531843	406615	433501	26886	840116	1.2270	1.2285
2018/03/27	234656	93592	-141064	328248	187625	361061	173436	548686	422281	454653	32372	876934	1.2407	1.2319
2018/03/20	219434	86695	-132739	306129	183424	351964	168540	535388	402858	438659	35801	841517	1.2246	1.2354
2018/03/13	239453	93073	-146380	332526	220729	398792	178063	619521	460182	491865	31683	952047	1.2394	1.2289
2018/03/06	227354	94382	-132972	321736	230012	403842	173830	633854	457366	498224	40858	955590	1.2421	1.2306
2018/02/27	238287	100310	-137977	338597	227585	404040	176455	631625	465872	504350	38478	970222	1.2236	1.2329
2018/02/20	229273	103147	-126126	332420	237072	405640	168568	642712	466345	508787	42442	975132	1.2336	1.2292
2018/02/13	230785	103496	-127289	334281	235656	411639	175983	647295	466441	515135	48694	981576	1.2350	1.2406
2018/02/06	251369	110546	-140823	361915	245381	424817	179436	670198	496750	535363	38613	1032113	1.2383	1.2235
2018/01/30	258022	109280	-148742	367302	239494	430681	191187	670175	497516	539961	42445	1037477	1.2405	1.2461

EURO FX - CHICAGO MERCANTILE EXCHANGE
FUTURES ONLY POSITIONS Code-099741



Bitcoin CME Futures

Date	Open	High	Low	Close	Volume	OpenInt
2018/5/21 0:00	8500	8610	8335	8395	3121	5162
2018/5/22 0:00	8420	8450	8170	8185	2744	5368
2018/5/23 0:00	8090	8105	7455	7647	5450	5499
2018/5/24 0:00	7635	7750	7265	7557	5499	5444
2018/5/25 0:00	7540	7670	7325	7420	4063	5417
2018/5/29 0:00	7275	7560	7055	7497	5219	5482
2018/5/30 0:00	7495	7605	7275	7347	4174	5574
2018/5/31 0:00	7340	7640	7330	7555	3881	5523
2018/6/1 0:00	7555	7620	7350	7440	3272	5557
2018/6/4 0:00	7630	7765	7455	7507	3329	5583
2018/6/5 0:00	7560	7670	7355	7625	2726	5618
2018/6/6 0:00	7600	7690	7485	7525	2304	5625
2018/6/7 0:00	7645	7770	7645	7692	2331	5619
2018/6/8 0:00	7660	7710	7545	7650	2231	0
2018/6/11 0:00	6780	6825	6630	6755	8744	5720
2018/6/12 0:00	6770	6910	6425	6535	6368	4020
2018/6/13 0:00	6560	6645	6135	6275	5668	4802
2018/6/14 0:00	6315	6735	6275	6632	5878	5199
2018/6/15 0:00	6665	6675	6460	6555	3182	5219
2018/6/18 0:00	6500	6810	6365	6710	3531	5370
2018/6/19 0:00	6730	6850	6665	6747	1824	5365
2018/6/20 0:00	6720	6835	6560	6757	2125	5457
2018/6/21 0:00	6750	6795	6685	6725	1174	5399
2018/6/22 0:00	6715	6755	5965	6137	6688	5668
2018/6/25 0:00	6145	6345	6070	6260	4073	5785
2018/6/26 0:00	6235	6280	6125	6170	2058	5794
2018/6/27 0:00	6190	6190	5980	6115	2901	5742
2018/6/28 0:00	6125	6175	6045	6067	1632	5706
2018/6/29 0:00	5950	5950	5755	5897	3539	5605
2018/7/2 0:00	6320	6675	6265	6625	4642	5198
2018/7/3 0:00	6625	6665	6540	6565	2538	5181
2018/7/5 0:00	6690	6695	6430	6490	3585	5139
2018/7/6 0:00	6482	6645	6430	6572	2167	5068
2018/7/9 0:00	6760	6770	6650	6692	2022	4960
2018/7/10 0:00	6705	6795	6295	6367	2593	4989
2018/7/11 0:00	6395	6395	6250	6345	2272	5011
2018/7/12 0:00	6355	6365	6120	6170	1949	5085
2018/7/13 0:00	6135	6335	6065	6187	3180	5367
2018/7/16 0:00	6360	6705	6325	6670	4700	5232
2018/7/17 0:00	6650	7470	6650	7332	8235	4107
2018/7/18 0:00	7350	7615	7250	7277	5282	4563
2018/7/19 0:00	7350	7530	7290	7465	2594	4573
2018/7/20 0:00	7460	7710	7280	7345	5170	4416
2018/7/23 0:00	7380	7840	7360	7785	6077	4693
2018/7/24 0:00	7765	8390	7700	8232	7133	4741
2018/7/25 0:00	8285	8500	8030	8120	6789	4492
2018/7/26 0:00	8260	8320	8120	8255	3386	4562
2018/7/27 0:00	8025	8275	7775	8202	9550	4513
2018/7/30 0:00	8185	8270	7850	8100	6688	4673
2018/7/31 0:00	8135	8205	7635	7710	6511	4671
2018/8/1 0:00	7795	7795	7435	7530	5174	0
2018/8/2 0:00	7470	7705	7445	7540	3431	4501
2018/8/3 0:00	7515	7565	7270	7395	5664	4338
2018/8/6 0:00	7070	7145	6875	6920	3446	4329
2018/8/7 0:00	6855	7150	6820	6850	3853	4454
2018/8/8 0:00	6765	6785	6110	6307	7695	4369
2018/8/9 0:00	6290	6540	6170	6477	5003	4454
2018/8/10 0:00	6555	6615	6295	6377	5309	4532
2018/8/13 0:00	6380	6540	6130	6235	6612	4529
2018/8/14 0:00	6219	6275	5855	6072	8274	3569
2018/8/15 0:00	6000	6615	6000	6360	6146	3894
2018/8/16 0:00	6391	6470	6185	6385	4768	4110
2018/8/17 0:00	6260	6545	6235	6472	3062	4121
2018/8/20 0:00	6475	6505	6360	6452	1388	4071
2018/8/21 0:00	6395	6465	6205	6405	3028	4069

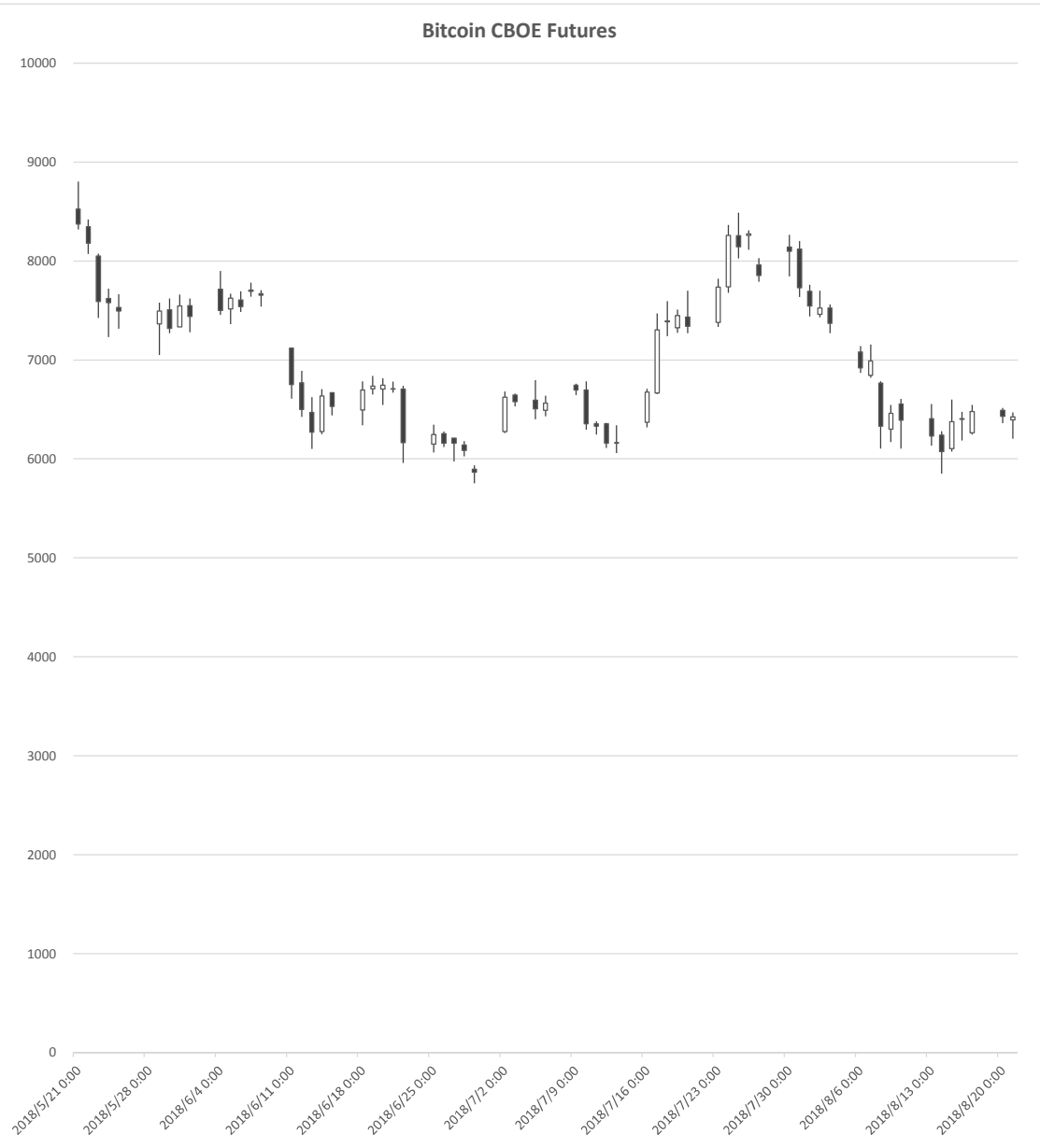
※取引単位=5ビットコイン (CME CFビットコイン参考基準レート=BRRを対象)



Bitcoin CBOE Futures

Date	Open	High	Low	Close	Volume	OpenInt
2018/5/21 0:00	8525	8805	8320	8375	3292	2594
2018/5/22 0:00	8345	8420	8070	8180	2881	2684
2018/5/23 0:00	8050	8075	7425	7590	5272	2625
2018/5/24 0:00	7620	7720	7230	7580	5151	2544
2018/5/25 0:00	7530	7665	7315	7494	2095	2122
2018/5/29 0:00	7365	7580	7050	7495	5145	2355
2018/5/30 0:00	7505	7620	7270	7320	2546	2345
2018/5/31 0:00	7335	7660	7335	7545	2147	2464
2018/6/1 0:00	7550	7620	7280	7440	2257	2372
2018/6/4 0:00	7715	7900	7455	7500	1700	2463
2018/6/5 0:00	7515	7670	7360	7625	2144	2556
2018/6/6 0:00	7605	7695	7485	7540	1489	2546
2018/6/7 0:00	7695	7780	7640	7705	1473	2674
2018/6/8 0:00	7670	7705	7540	7655	1342	2671
2018/6/11 0:00	7120	7120	6610	6750	4103	2652
2018/6/12 0:00	6770	6890	6425	6500	4031	2643
2018/6/13 0:00	6470	6625	6100	6270	5346	2803
2018/6/14 0:00	6275	6705	6250	6635	4681	2731
2018/6/15 0:00	6670	6670	6440	6530	2548	2794
2018/6/18 0:00	6495	6785	6340	6695	2955	2725
2018/6/19 0:00	6710	6840	6650	6735	1663	2633
2018/6/20 0:00	6705	6815	6545	6745	2246	2676
2018/6/21 0:00	6705	6780	6670	6710	1283	2659
2018/6/22 0:00	6705	6740	5960	6165	4537	2795
2018/6/25 0:00	6150	6345	6065	6245	5990	2763
2018/6/26 0:00	6255	6275	6120	6160	3843	2687
2018/6/27 0:00	6210	6210	5975	6160	4183	2679
2018/6/28 0:00	6140	6180	6025	6085	2542	2588
2018/6/29 0:00	5895	5935	5755	5865	2561	2418
2018/7/2 0:00	6275	6680	6260	6625	4072	2397
2018/7/3 0:00	6645	6660	6530	6580	1632	2514
2018/7/5 0:00	6595	6795	6400	6505	6789	2670
2018/7/6 0:00	6490	6640	6430	6565	2060	2724
2018/7/9 0:00	6745	6760	6645	6695	1838	2666
2018/7/10 0:00	6695	6785	6295	6355	3163	2622
2018/7/11 0:00	6355	6380	6245	6330	2749	2545
2018/7/12 0:00	6355	6365	6110	6160	3112	2588
2018/7/13 0:00	6160	6340	6060	6165	3643	2687
2018/7/16 0:00	6370	6710	6320	6675	3343	2847
2018/7/17 0:00	6665	7470	6655	7305	5829	2854
2018/7/18 0:00	7385	7595	7240	7395	7241	2955
2018/7/19 0:00	7325	7510	7275	7450	4795	3048
2018/7/20 0:00	7435	7700	7270	7340	7557	3110
2018/7/23 0:00	7380	7820	7335	7735	9576	3443
2018/7/24 0:00	7740	8365	7680	8260	12878	3431
2018/7/25 0:00	8255	8490	8025	8145	12752	3342
2018/7/26 0:00	8260	8310	8115	8275	7332	3321
2018/7/27 0:00	7960	8030	7790	7855	9503	2965
2018/7/30 0:00	8140	8265	7845	8100	8848	3068
2018/7/31 0:00	8120	8200	7635	7730	9756	3063
2018/8/1 0:00	7695	7760	7440	7545	9286	3039
2018/8/2 0:00	7460	7700	7430	7525	5734	2790
2018/8/3 0:00	7525	7560	7270	7370	5881	2872
2018/8/6 0:00	7080	7140	6870	6920	5314	2908
2018/8/7 0:00	6845	7155	6820	6990	5264	2732
2018/8/8 0:00	6765	6785	6105	6330	8288	2808
2018/8/9 0:00	6300	6545	6170	6460	7077	2827
2018/8/10 0:00	6555	6605	6105	6390	6527	2825
2018/8/13 0:00	6405	6555	6135	6230	8003	2875
2018/8/14 0:00	6240	6280	5850	6075	7042	2983
2018/8/15 0:00	6105	6600	6075	6375	7222	2990
2018/8/16 0:00	6400	6475	6185	6405	4478	2961
2018/8/17 0:00	6265	6545	6245	6480	4432	3009
2018/8/20 0:00	6490	6515	6360	6430	2480	2993
2018/8/21 0:00	6395	6470	6205	6425	3373	2981

※取引単位=5ビットコイン (CME CFビットコイン参考基準レート=BRRを対象)



過去5日及び過去4週の4本値と各種ピボット

2018/08/20 ~ 2018/08/24

USD/JPY table with columns for Demark, Pivot, and Fibonacci Zone. Includes daily price data and analysis for the period 2018/08/20 to 2018/08/24.

EUR/JPY table with columns for Demark, Pivot, and Fibonacci Zone. Includes daily price data and analysis for the period 2018/08/20 to 2018/08/24.

EUR/USD table with columns for Demark, Pivot, and Fibonacci Zone. Includes daily price data and analysis for the period 2018/08/20 to 2018/08/24.

GBP/JPY table with columns for Demark, Pivot, and Fibonacci Zone. Includes daily price data and analysis for the period 2018/08/20 to 2018/08/24.

GBP/USD table with columns for Demark, Pivot, and Fibonacci Zone. Includes daily price data and analysis for the period 2018/08/20 to 2018/08/24.

IMM扱い8通貨/ダウ/日経/金/オイル/主要クロス円の過去5日及び過去5週の4本値

AUDUSD 5					CADUSD 5					CHFUSD 5				
Date	Open	High	Low	Close	Date	Open	High	Low	Close	Date	Open	High	Low	Close
2018/08/24	0.7250	0.7344	0.7239	0.7326	2018/08/24	0.7645	0.7685	0.7632	0.7676	2018/08/24	1.0140	1.0192	1.0136	1.0174
2018/08/23	0.7350	0.7353	0.7241	0.7250	2018/08/23	0.7693	0.7697	0.7635	0.7645	2018/08/23	1.0171	1.0181	1.0136	1.0141
2018/08/22	0.7365	0.7370	0.7334	0.7350	2018/08/22	0.7668	0.7700	0.7666	0.7694	2018/08/22	1.0154	1.0195	1.0148	1.0171
2018/08/21	0.7343	0.7382	0.7333	0.7365	2018/08/21	0.7670	0.7684	0.7658	0.7668	2018/08/21	1.0089	1.0159	1.0089	1.0154
2018/08/20	0.7314	0.7345	0.7296	0.7344	2018/08/20	0.7659	0.7670	0.7638	0.7670	2018/08/20	1.0045	1.0090	1.0032	1.0089

CNYUSD 5					EURUSD 5					GBPUSD 5				
Date	Open	High	Low	Close	Date	Open	High	Low	Close	Date	Open	High	Low	Close
2018/08/24	0.1455	0.1460	0.1451	0.1460	2018/08/24	1.1544	1.1639	1.1535	1.1626	2018/08/24	1.2813	1.2880	1.2800	1.2850
2018/08/23	0.1462	0.1462	0.1454	0.1455	2018/08/23	1.1595	1.1599	1.1530	1.1543	2018/08/23	1.2914	1.2917	1.2805	1.2810
2018/08/22	0.1461	0.1462	0.1461	0.1461	2018/08/22	1.1573	1.1623	1.1554	1.1595	2018/08/22	1.2904	1.2936	1.2869	1.2914
2018/08/21	0.1459	0.1464	0.1459	0.1461	2018/08/21	1.1491	1.1601	1.1486	1.1572	2018/08/21	1.2797	1.2925	1.2794	1.2904
2018/08/20	0.1455	0.1461	0.1455	0.1459	2018/08/20	1.1437	1.1491	1.1395	1.1491	2018/08/20	1.2747	1.2800	1.2730	1.2797

JPYUSD 5					MXNUSD 5					NZDUSD 5				
Date	Open	High	Low	Close	Date	Open	High	Low	Close	Date	Open	High	Low	Close
2018/08/24	0.8985	0.9000	0.8970	0.8994	2018/08/24	5.2636	5.3213	5.2536	5.2888	2018/08/24	0.6635	0.6697	0.6620	0.6692
2018/08/23	0.9046	0.9048	0.8984	0.8985	2018/08/23	5.3395	5.3395	5.2600	5.2636	2018/08/23	0.6695	0.6702	0.6631	0.6635
2018/08/22	0.9077	0.9089	0.9040	0.9046	2018/08/22	5.2810	5.3402	5.2708	5.3395	2018/08/22	0.6696	0.6719	0.6682	0.6695
2018/08/21	0.9088	0.9109	0.9046	0.9077	2018/08/21	5.2643	5.3157	5.2561	5.2810	2018/08/21	0.6647	0.6701	0.6637	0.6697
2018/08/20	0.9047	0.9089	0.9035	0.9088	2018/08/20	5.2941	5.3014	5.2384	5.2643	2018/08/20	0.6631	0.6649	0.6611	0.6647

Nikkei 225 - Japan (NIX)					
Date	Open	High	Low	Close	(ドル建て終値)
2018/08/24	22484.01	22602.24	22452.42	22601.77	203.08
2018/08/23	22420.67	22463.03	22377.88	22410.82	0
2018/08/22	22270.04	22390.20	22162.81	22362.55	516917696
2018/08/21	22110.54	22306.83	22053.14	22219.73	202.81
2018/08/20	22267.07	22288.31	22150.75	22199.00	201.22
週4本値	22267.07	22602.24	22053.14	22601.77	200.80

XAUUSD 5					
Date	Open	High	Low	Close	出来高
2018/08/24	1185.52	1208.45	1183.28	1205.76	0
2018/08/23	1196.05	1196.69	1183.96	1184.82	1081385600
2018/08/22	1196.25	1201.66	1192.71	1196.67	202.81
2018/08/21	1190.61	1197.04	1187.77	1196.03	201.22
2018/08/20	1183.59	1190.90	1182.87	1190.46	56222912
週4本値	1183.59	1208.45	1182.87	1205.76	481624192

Dow Jones Industrial - USA (DJIA)					
Date	Open	High	Low	Close	出来高
2018/08/24	25688.58	25826.05	25688.58	25790.35	200325379
2018/08/23	25714.86	25762.56	25608.02	25656.98	213274458
2018/08/22	25825.06	25836.16	25722.43	25733.60	200476676
2018/08/21	25786.99	25888.82	25784.90	25822.29	241622509
2018/08/20	25727.70	25790.17	25716.41	25758.69	248572791
週4本値	25727.70	25888.82	25608.02	25790.35	200325379

Historical Data by **Stooq**
 Historical Data by **MarketNewsline**
 (ダウと日経)
 Arrangement by **FX_勝てば官軍?**

Crude Light Oil 5					
Date	Open	High	Low	Close	出来高
2018/08/24	67.90	69.31	67.78	68.72	834446
2018/08/23	68.07	68.12	67.32	67.83	714946
2018/08/22	66.08	68.15	65.98	67.86	871270
2018/08/21	65.44	66.49	65.31	65.84	655941
2018/08/20	65.21	65.62	64.85	65.42	869004
週4本値	65.21	69.31	64.85	68.72	

USDJPY 5					EURJPY 5					GBPJPY 5				
日付	始値	高値	安値	終値	日付	始値	高値	安値	終値	日付	始値	高値	安値	終値
2018/08/24	111.30	111.49	111.11	111.18	2018/08/24	128.48	129.37	128.46	129.26	2018/08/24	142.61	143.25	142.53	142.87
2018/08/23	110.54	111.31	110.52	111.30	2018/08/23	128.17	128.76	127.94	128.47	2018/08/23	142.76	143.03	142.44	142.57
2018/08/22	110.17	110.62	110.03	110.54	2018/08/22	127.50	128.28	127.35	128.17	2018/08/22	142.16	142.84	142.01	142.75
2018/08/21	110.03	110.54	109.78	110.17	2018/08/21	126.44	128.05	126.26	127.48	2018/08/21	140.82	142.69	140.68	142.16
2018/08/20	110.54	110.68	110.02	110.04	2018/08/20	126.42	126.47	126.08	126.44	2018/08/20	140.90	141.22	140.73	140.82

USDJPY Weekly 28					EURJPY Weekly 28					GBPJPY Weekly 28				
日付	始値	高値	安値	終値	日付	始値	高値	安値	終値	日付	始値	高値	安値	終値
2018/08/24	110.54	111.49	109.78	111.18	2018/08/24	126.42	129.37	126.08	129.26	2018/08/24	140.90	143.25	140.68	142.87
2018/08/17	110.51	111.43	110.11	110.62	2018/08/17	125.84	126.99	124.91	126.54	2018/08/17	140.97	142.43	139.91	141.01
2018/08/10	111.22	111.53	110.52	110.80	2018/08/10	128.67	129.46	126.01	126.34	2018/08/10	144.63	144.74	140.95	141.46
2018/08/03	110.97	112.15	110.78	111.22	2018/08/03	129.38	131.13	128.68	128.71	2018/08/03	145.46	147.15	144.52	144.62
2018/07/27	111.41	111.54	110.59	110.99	2018/07/27	130.62	130.74	129.13	129.41	2018/07/27	146.27	146.54	145.28	145.52

先週のIMM取り扱い対ドル8通貨チャート

※ 赤点線は週最高値/青点線は週最低値、BB中心線はSMA21

2018/08/20 ~ 2018/08/24

Chart by OANDA Japan MetaTrader4

