

JAPANESE YEN - CHICAGO MERCANTILE EXCHANGE

Code-097741

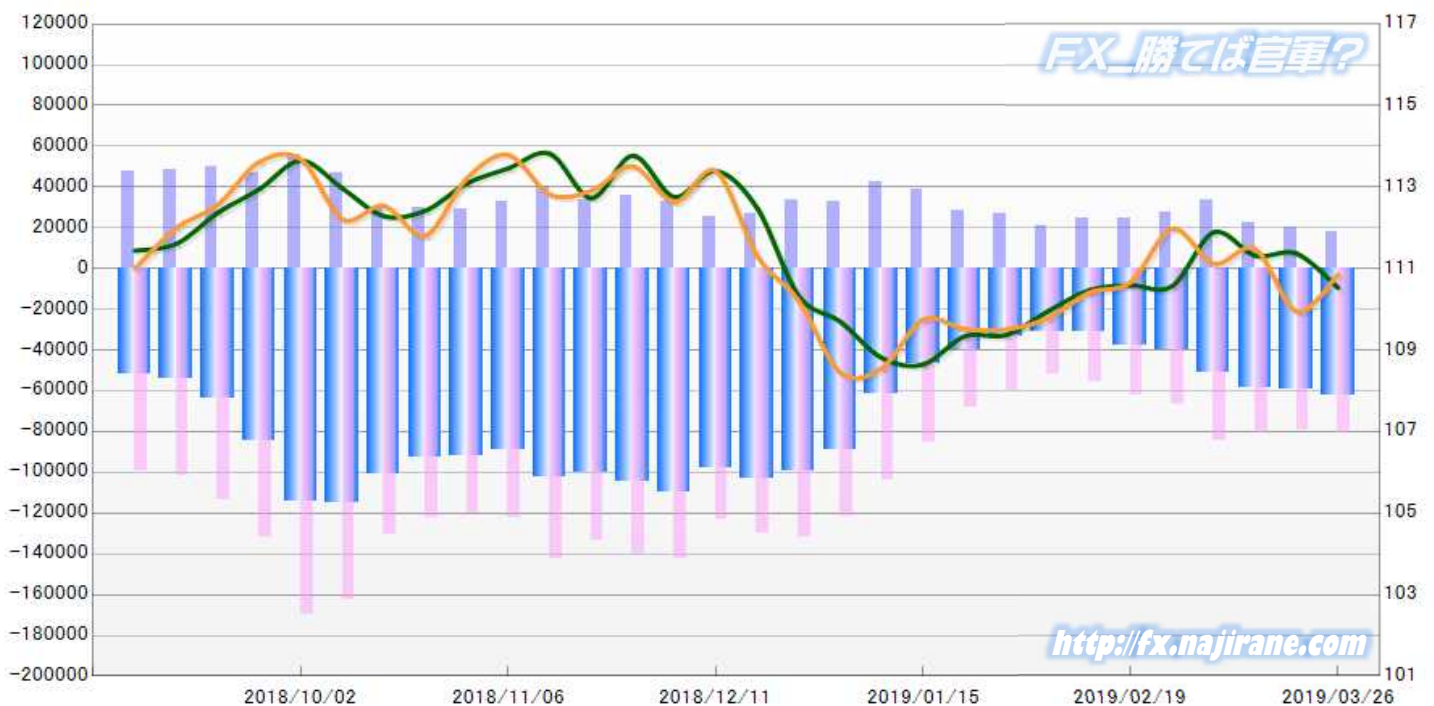
2018/10/02 ~ 2019/03/26

2019/03/29 NYクローズ時公表値

Report_Date	Non Commercial Positions												火曜日 引け値	金曜日 引け値
	Long	増減	増減(%)	Short	増減	増減(%)	売り越し	増減	増減(%)	売買計	増減	増減(%)		
2019/03/26	18323	-1758	-8.8%	80444	1142	1.4%	62121	2900	4.9%	98767	-616	-0.6%	110.53	110.85
2019/03/19	20081	-2063	-9.3%	79302	-1623	-2.0%	59221	440	0.7%	99383	-3686	-3.6%	111.37	109.95
2019/03/12	22144	-11277	-33.7%	80925	-3802	-4.5%	58781	7475	14.6%	103069	-15079	-12.8%	111.32	111.48
2019/03/05	33421	6056	22.1%	84727	17708	26.4%	51306	11652	29.4%	118148	23764	25.2%	111.89	111.12
2019/02/26	27365	2521	10.1%	67019	4714	7.6%	39654	2193	5.9%	94384	7235	8.3%	110.57	111.98
2019/02/19	24844	303	1.2%	62305	7022	12.7%	37461	6719	21.9%	87149	7325	9.2%	110.59	110.67
2019/02/12	24541	3789	18.3%	55283	3121	6.0%	30742	-668	-2.1%	79824	6910	9.5%	110.47	110.41
2019/02/05	20752	-6249	-23.1%	52162	-8184	-13.6%	31410	-1935	-5.8%	72914	-14433	-16.5%	109.95	109.78
2019/01/29	27001	-1402	-4.9%	60346	-7724	-11.3%	33345	-6322	-15.9%	87347	-9126	-9.5%	109.37	109.51
2019/01/22	28403	-10283	-26.6%	68070	-17037	-20.0%	39667	-6754	-14.5%	96473	-27320	-22.1%	109.34	109.52
2019/01/15	38686	-4041	-9.5%	85107	-18934	-18.2%	46421	-14893	-24.3%	123793	-22975	-15.7%	108.65	109.75
2019/01/08	42727	10015	30.6%	104041	-17294	-14.3%	61314	-27309	-30.8%	146768	-7279	-4.7%	108.81	108.56
2018/12/31	32712	-569	-1.7%	121335	-11035	-8.3%	88623	-10466	-10.6%	154047	-11604	-7.0%	109.70	108.45
2018/12/24	33281	6324	23.5%	132370	2642	2.0%	99089	-3682	-3.6%	165651	8966	5.7%	110.33	110.21
2018/12/18	26957	1462	5.7%	129728	6627	5.4%	102771	5165	5.3%	156685	8089	5.4%	112.48	111.31
2018/12/11	25495	-7222	-22.1%	123101	-19382	-13.6%	97606	-12160	-11.1%	148596	-26604	-15.2%	113.40	113.39
2018/12/04	32717	-3100	-8.7%	142483	2342	1.7%	109766	5442	5.2%	175200	-758	-0.4%	112.76	112.63
2018/11/27	35817	2355	7.0%	140141	6614	5.0%	104324	4259	4.3%	175958	8969	5.4%	113.77	113.51
2018/11/20	33462	-6730	-16.7%	133527	-8959	-6.3%	100065	-2229	-2.2%	166989	-15689	-8.6%	112.73	112.91
2018/11/13	40192	7132	21.6%	142486	20304	16.6%	102294	13172	14.8%	182678	27436	17.7%	113.82	112.82
2018/11/06	33060	4206	14.6%	122182	1708	1.4%	89122	-2498	-2.7%	155242	5914	4.0%	113.46	113.79
2018/10/30	28854	-1068	-3.6%	120474	-2252	-1.8%	91620	-1184	-1.3%	149328	-3320	-2.2%	113.09	113.21
2018/10/23	29922	-174	-0.6%	122726	-7991	-6.1%	92804	-7817	-7.8%	152648	-8165	-5.1%	112.42	111.81
2018/10/16	30096	-16938	-36.0%	130717	-31518	-19.4%	100621	-14580	-12.7%	160813	-48456	-23.2%	112.29	112.54
2018/10/09	47034	-9040	-16.1%	162235	-7885	-4.6%	115201	1155	1.0%	209269	-16925	-7.5%	112.97	112.21
2018/10/02	56074			170120			114046			226194			113.65	113.68

JAPANESE YEN - CHICAGO MERCANTILE EXCHANGE
FUTURES ONLY POSITIONS

— 金曜終値 — 火曜終値 — Short枚数 — Long枚数 ■ 売り越し or 買い越し枚数



EURO FX - CHICAGO MERCANTILE EXCHANGE

Code-099741

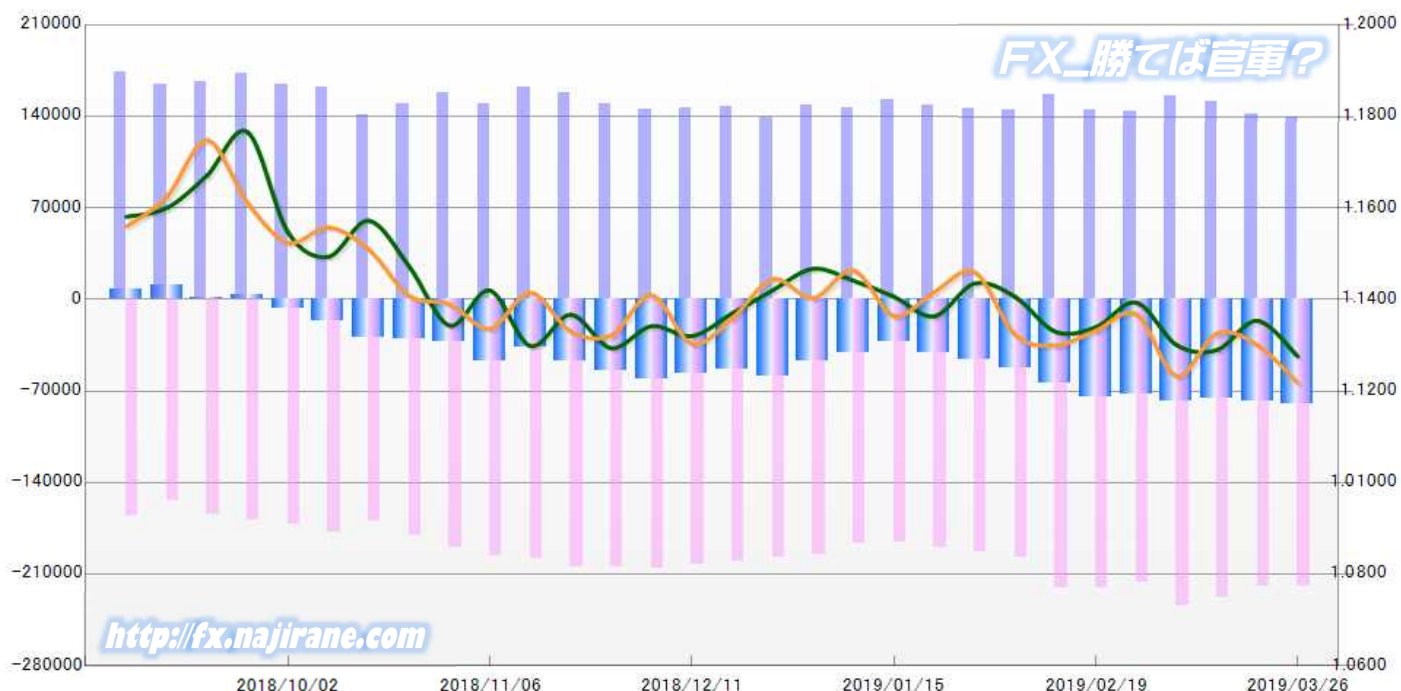
2018/10/02 ~ 2019/03/26

2019/03/29 NYクローズ時公表値

Report_Date	Non Commercial Positions											火曜日 引け値	金曜日 引け値	
	Long	増減		Short	増減		売り越し	増減		売買計	増減			
2019/03/26	139696	-2004	-1.4%	219974	570	0.3%	80278	2574	3.3%	359670	-1434	-0.4%	1.1276	1.1218
2019/03/19	141700	-10157	-6.7%	219404	-8198	-3.6%	77704	1959	2.6%	361104	-18355	-4.8%	1.1354	1.1301
2019/03/12	151857	-4065	-2.6%	227602	-6486	-2.8%	75745	-2421	-3.1%	379459	-10551	-2.7%	1.1290	1.1326
2019/03/05	155922	12075	8.4%	234088	17786	8.2%	78166	5711	7.9%	390010	29861	8.3%	1.1301	1.1233
2019/02/26	143847	-1915	-1.3%	216302	-4394	-2.0%	72455	-2479	-3.3%	360149	-6309	-1.7%	1.1393	1.1368
2019/02/19	145762	-11408	-7.3%	220696	-374	-0.2%	74934	11034	17.3%	366458	-11782	-3.1%	1.1339	1.1332
2019/02/12	157170	11690	8.0%	221070	23626	12.0%	63900	11936	23.0%	378240	35316	10.3%	1.1330	1.1300
2019/02/05	145480	-1145	-0.8%	197444	4345	2.3%	51964	5490	11.8%	342924	3200	0.9%	1.1406	1.1323
2019/01/29	146625	-2027	-1.4%	193099	3441	1.8%	46474	5468	13.3%	339724	1414	0.4%	1.1435	1.1460
2019/01/22	148652	-3882	-2.5%	189658	4463	2.4%	41006	8345	25.6%	338310	581	0.2%	1.1363	1.1416
2019/01/15	152534	6263	4.3%	185195	-1609	-0.9%	32661	-7872	-19.4%	337729	4654	1.4%	1.1406	1.1365
2019/01/08	146271	-2017	-1.4%	186804	-8132	-4.2%	40533	-6115	-13.1%	333075	-10149	-3.0%	1.1441	1.1464
2018/12/31	148288	9229	6.6%	194936	-2578	-1.3%	46648	-11807	-20.2%	343224	6651	2.0%	1.1467	1.1403
2018/12/24	139059	-8595	-5.8%	197514	-3264	-1.6%	58455	5331	10.0%	336573	-11859	-3.4%	1.1420	1.1444
2018/12/18	147654	1572	1.1%	200778	-1591	-0.8%	53124	-3163	-5.6%	348432	-19	0.0%	1.1370	1.1359
2018/12/11	146082	1223	0.8%	202369	-3266	-1.6%	56287	-4489	-7.4%	348451	-2043	-0.6%	1.1320	1.1303
2018/12/04	144859	-4860	-3.2%	205635	845	0.4%	60776	5705	10.4%	350494	-4015	-1.1%	1.1342	1.1410
2018/11/27	149719	-7914	-5.0%	204790	-72	0.0%	55071	7842	16.6%	354509	-7986	-2.2%	1.1294	1.1322
2018/11/20	157633	-4227	-2.6%	204862	5983	3.0%	47229	10210	27.6%	362495	1756	0.5%	1.1367	1.1331
2018/11/13	161860	12887	8.7%	198879	3063	1.6%	37019	-9824	-21.0%	360739	15950	4.6%	1.1298	1.1415
2018/11/06	148973	-8718	-5.5%	195816	5463	2.9%	46843	14181	43.4%	344789	-3255	-0.9%	1.1420	1.1336
2018/10/30	157691	8106	5.4%	190353	10464	5.8%	32662	2358	7.8%	348044	18570	5.6%	1.1343	1.1390
2018/10/23	149585	8768	6.2%	179889	9728	5.7%	30304	960	3.3%	329474	18496	5.9%	1.1472	1.1408
2018/10/16	140817	-21498	-13.2%	170161	-8296	-4.6%	29344	13202	81.8%	310978	-29794	-8.7%	1.1572	1.1510
2018/10/09	162315	-2423	-1.5%	178457	6618	3.9%	16142	9041	127.3%	340772	4195	1.2%	1.1493	1.1558
2018/10/02	164738			171839			7101			336577			1.1547	1.1524


EURO FX - CHICAGO MERCANTILE EXCHANGE
FUTURES ONLY POSITIONS

— 金曜締め最終値 — 火曜締め最終値 — Short枚数 — Long枚数 — 売り越し or 買い越し枚数



	2019/02/26			2019/03/05			2019/03/12			2019/03/19			2019/03/26		
	Long	Short	売り越し	Long	Short	売り越し	Long	Short	売り越し	Long	Short	売り越し	Long	Short	売り越し
JPY	27365	67019	39654	33421	84727	51306	22144	80925	58781	20081	79302	59221	18323	80444	62121
	前週比 枚数増減 (枚)			6056	17708	11652	-11277	-3802	7475	-2063	-1623	440	-1758	1142	2900
	前週比 枚数増減 (%)			22.1%	26.4%	29.4%	-33.7%	-4.5%	14.6%	-9.3%	-2.0%	0.7%	-8.8%	1.4%	4.9%
EUR	143847	216302	72455	155922	234088	78166	151857	227602	75745	141700	219404	77704	139696	219974	80278
	前週比 枚数増減 (枚)			12075	17786	5711	-4065	-6486	-2421	-10157	-8198	1959	-2004	570	2574
	前週比 枚数増減 (%)			8.4%	8.2%	7.9%	-2.6%	-2.8%	-3.1%	-6.7%	-3.6%	2.6%	-1.4%	0.3%	3.3%
GBP	39743	79006	39263	34620	69549	34929	29927	66623	36696	30157	43931	13774	33638	42220	8582
	前週比 枚数増減 (枚)			-5123	-9457	-4334	-4693	-2926	1767	230	-22692	-22922	3481	-1711	-5192
	前週比 枚数増減 (%)			-12.9%	-12.0%	-11.0%	-13.6%	-4.2%	5.1%	0.8%	-34.1%	-62.5%	11.5%	-3.9%	-37.7%
AUD	0	0	0	22597	63338	40741	25440	69139	43699	20513	72415	51902	22879	76549	53670
	前週比 枚数増減 (枚)			22597	63338	40741	2843	5801	2958	-4927	3276	8203	2366	4134	1768
	前週比 枚数増減 (%)			#DIV/0!	#DIV/0!	#DIV/0!	12.6%	9.2%	7.3%	-19.4%	4.7%	18.8%	11.5%	5.7%	3.4%
CAD	21553	60730	39177	18210	58654	40444	20276	61329	41053	16267	64041	47774	21194	60765	39571
	前週比 枚数増減 (枚)			-3343	-2076	1267	2066	2675	609	-4009	2712	6721	4927	-3276	-8203
	前週比 枚数増減 (%)			-15.5%	-3.4%	3.2%	11.3%	4.6%	1.5%	-19.8%	4.4%	16.4%	30.3%	-5.1%	-17.2%
CHF	8777	34126	25349	11993	36097	24104	12174	35479	23305	7626	34815	27189	5759	33054	27295
	前週比 枚数増減 (枚)			3216	1971	-1245	181	-618	-799	-4548	-664	3884	-1867	-1761	106
	前週比 枚数増減 (%)			36.6%	5.8%	-4.9%	1.5%	-1.7%	-3.3%	-37.4%	-1.9%	16.7%	-24.5%	-5.1%	0.4%
NZD	18295	17381	-914	20687	19266	-1421	20974	16377	-4597	17301	18425	1124	22570	22772	202
	前週比 枚数増減 (枚)			2392	1885	507	287	-2889	3176	-3673	2048	5721	5269	4347	-922
	前週比 枚数増減 (%)			13.1%	10.8%	55.5%	1.4%	-15.0%	223.5%	-17.5%	12.5%	124.5%	30.5%	23.6%	-82.0%
MXN	168531	76584	-91947	176942	88524	-88418	177252	102156	-75096	183614	60727	-122887	198612	52278	-146334
	前週比 枚数増減 (枚)			8411	11940	-3529	310	13632	-13322	6362	-41429	47791	14998	-8449	23447
	前週比 枚数増減 (%)			5.0%	15.6%	-3.8%	0.2%	15.4%	-15.1%	3.6%	-40.6%	63.6%	8.2%	-13.9%	19.1%
Total All 8	428111	551148	123037	474392	654243	179851	460044	659630	199586	437259	593060	155801	462671	588056	125385
	前週比 枚数増減 (枚)			46281	103095	56814	-14348	5387	19735	-22785	-66570	-43785	25412	-5004	-30416
	前週比 枚数増減 (%)			10.8%	18.7%	46.2%	-3.0%	0.8%	11.0%	-5.0%	-10.1%	-21.9%	5.8%	-0.8%	-19.5%
Total 7 (MXN除く)	259580	474564	214984	297450	565719	268269	282792	557474	274682	253645	532333	278688	264059	535778	271719
	前週比 枚数増減 (枚)			37870	91155	53285	-14658	-8245	6413	-29147	-25141	4006	10414	3445	-6969
	前週比 枚数増減 (%)			14.6%	19.2%	24.8%	-4.9%	-1.5%	2.4%	-10.3%	-4.5%	1.5%	4.1%	0.6%	-2.5%

直近5週 CFTC IMM主要7通貨の構成

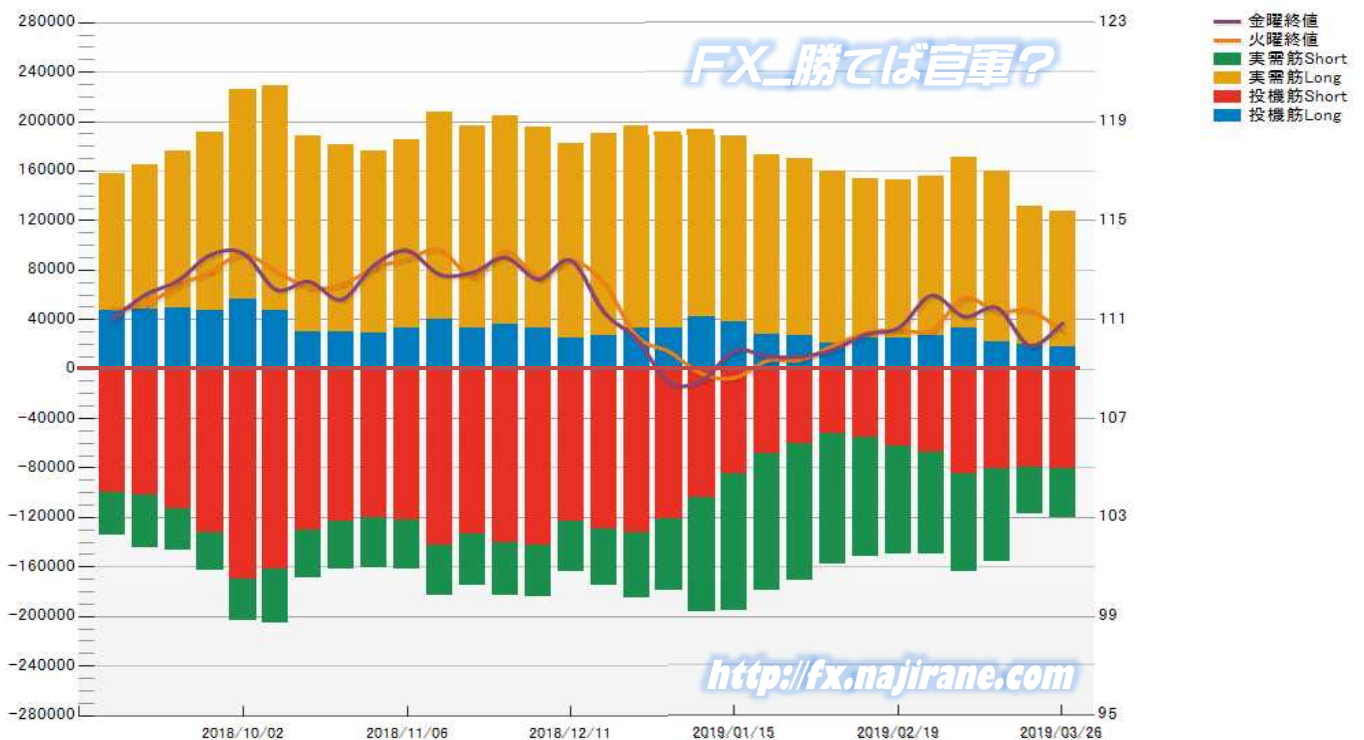


JAPANESE YEN - CHICAGO MERCANTILE EXCHANGE
FUTURES ONLY POSITIONS

Code-097741
2019/03/29 公表値

Date	投機筋集計				実需筋集計				投機筋+実需筋合計				ドル円終値	
	円買い	円売り	売り越し	売買計	円買い	円売り	売り越し	売買計	円買い	円売り	売り越し	売買計	火曜締め	金曜締め
2019/03/26	18323	80444	62121	98767	109519	39727	-69792	149246	127842	120171	-7671	248013	110.53	110.85
2019/03/19	20081	79302	59221	99383	111481	37929	-73552	149410	131562	117231	-14331	248793	111.37	109.95
2019/03/12	22144	80925	58781	103069	137778	74489	-63289	212267	159922	155414	-4508	315336	111.32	111.48
2019/03/05	33421	84727	51306	118148	137804	79142	-58662	216946	171225	163869	-7356	335094	111.89	111.12
2019/02/26	27365	67019	39654	94384	128100	82476	-45624	210576	155465	149495	-5970	304960	110.57	111.98
2019/02/19	24844	62305	37461	87149	128168	87695	-40473	215863	153012	150000	-3012	303012	110.59	110.67
2019/02/12	24541	55283	30742	79824	129601	95886	-33715	225487	154142	151169	-2973	305311	110.47	110.41
2019/02/05	20752	52162	31410	72914	138872	105949	-32923	244821	159624	158111	-1513	317735	109.95	109.78
2019/01/29	27001	60346	33345	87347	142933	110842	-32091	253775	169934	171188	1254	341122	109.37	109.51
2019/01/22	28403	68070	39667	96473	145235	111292	-33943	256527	173638	179362	5724	353000	109.34	109.52
2019/01/15	38686	85107	46421	123793	149550	110131	-39419	259681	188236	195238	7002	383474	108.65	109.75
2019/01/08	42727	104041	61314	146768	151121	92295	-58826	243416	193848	196336	2488	390184	108.81	108.56
2018/12/31	32712	121335	88623	154047	158287	57213	-101074	215500	190999	178548	-12451	369547	109.70	108.45
2018/12/24	33281	132370	99089	165651	162784	52498	-110286	215282	196065	184868	-11197	380933	110.33	110.21
2018/12/18	26957	129728	102771	156685	163202	45003	-118199	208205	190159	174731	-15428	364890	112.48	111.31
2018/12/11	25495	123101	97606	148596	156500	40509	-115991	197009	181995	163610	-18385	345605	113.40	113.39
2018/12/04	32717	142483	109766	175200	162776	41606	-121170	204382	195493	184089	-11404	379582	112.76	112.63
2018/11/27	35817	140141	104324	175958	168772	42539	-126233	211311	204589	182680	-21909	387269	113.77	113.51
2018/11/20	33462	133527	100065	166989	162783	41293	-121490	204076	196245	174820	-21425	371065	112.73	112.91
2018/11/13	40192	142486	102294	182678	167316	40964	-126352	208280	207508	183450	-24058	390958	113.82	112.82
2018/11/06	33060	122182	89122	155242	152591	39149	-113442	191740	185651	161331	-24320	346982	113.46	113.79
2018/10/30	28854	120474	91620	149328	147740	40278	-107462	188018	176594	160752	-15842	337346	113.09	113.21
2018/10/23	29922	122726	92804	152648	151773	38623	-113150	190396	181695	161349	-20346	343044	112.42	111.81
2018/10/16	30096	130717	100621	160813	157934	38313	-119621	196247	188030	169030	-19000	357060	112.29	112.54
2018/10/09	47034	162235	115201	209269	181744	43542	-138202	225286	228778	205777	-23001	434555	112.97	112.21
2018/10/02	56074	170120	114046	226194	169666	33666	-136000	203332	225740	203786	-21954	429526	113.65	113.68
2018/09/25	47253	131972	84719	179225	144358	31201	-113157	175559	191611	163173	-28438	354784	112.95	113.62
2018/09/18	49752	113507	63755	163259	126444	33270	-93174	159714	176196	146777	-29419	322973	112.37	112.57
2018/09/11	48057	101943	53886	150000	117043	42746	-74297	159789	165100	144689	-20411	309789	111.61	112.00
2018/09/04	47572	99504	51932	147076	110072	35048	-75024	145120	157644	134552	-23092	292196	111.44	111.00

JAPANESE YEN - CHICAGO MERCANTILE EXCHANGE
FUTURES ONLY POSITIONS Code-097741

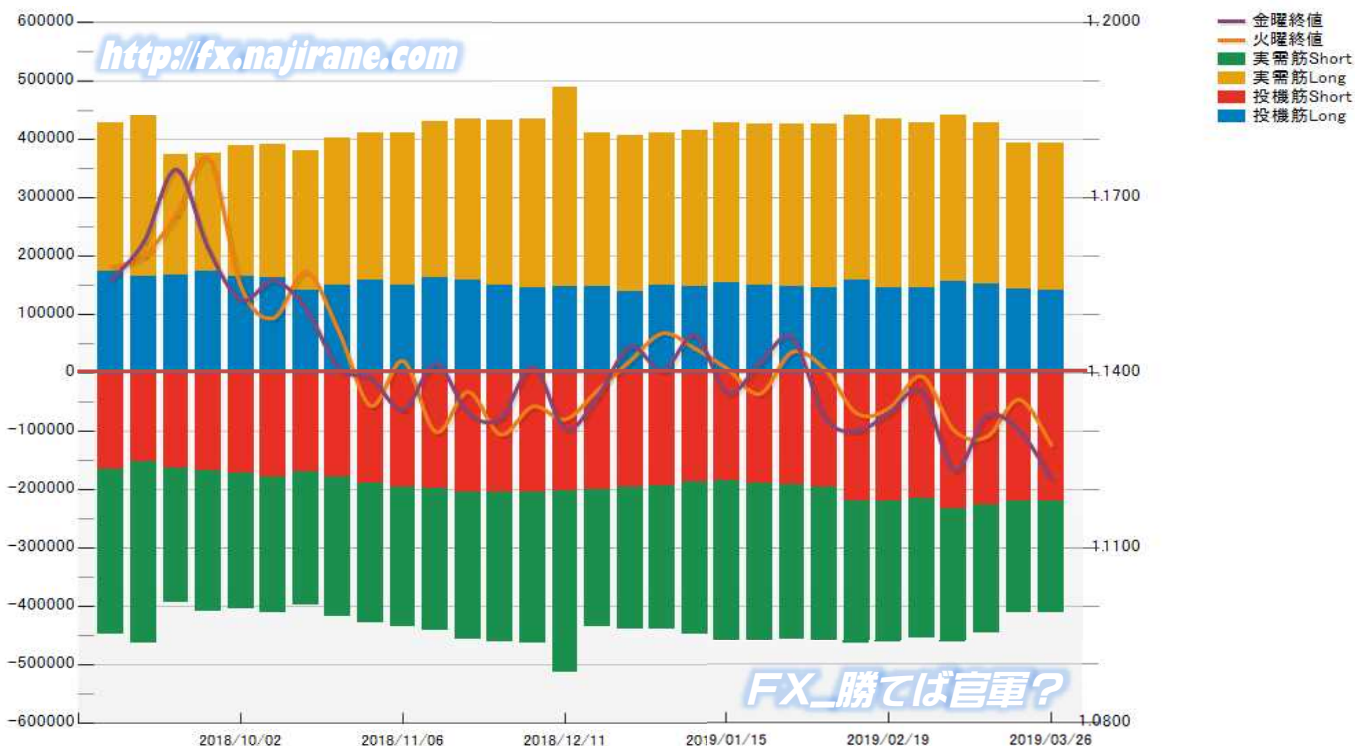


EURO FX - CHICAGO MERCANTILE EXCHANGE
FUTURES ONLY POSITIONS

Code-099741
2019/03/29 公表値

Date	投機筋集計				実需筋集計				投機筋+実需筋合計				ユーロドル終値	
	EUR買い	EUR売り	売り越し	売買計	EUR買い	EUR売り	売り越し	売買計	EUR買い	EUR売り	売り越し	売買計	火曜締め	金曜締め
2019/03/26	139696	219974	80278	359670	252484	191685	-60799	444169	392180	411659	19479	803839	1.1276	1.1218
2019/03/19	141700	219404	77704	361104	251905	191673	-60232	443578	393605	411077	17472	804682	1.1354	1.1301
2019/03/12	151857	227602	75745	379459	276601	219607	-56994	496208	428458	447209	18751	875667	1.1290	1.1326
2019/03/05	155922	234088	78166	390010	284662	230006	-54656	514668	440584	464094	23510	904678	1.1301	1.1233
2019/02/26	143847	216302	72455	360149	282780	238939	-43841	521719	426627	455241	28614	881868	1.1393	1.1368
2019/02/19	145762	220696	74934	366458	289392	244078	-45314	533470	435154	464774	29620	899928	1.1339	1.1332
2019/02/12	157170	221070	63900	378240	283224	245708	-37516	528932	440394	466778	26384	907172	1.1330	1.1300
2019/02/05	145480	197444	51964	342924	280451	261152	-19299	541603	425931	458596	32665	884527	1.1406	1.1323
2019/01/29	146625	193099	46474	339724	278577	263384	-15193	541961	425202	456483	31281	881685	1.1435	1.1460
2019/01/22	148652	189658	41006	338310	276892	270757	-6135	547649	425544	460415	34871	885959	1.1363	1.1416
2019/01/15	152534	185195	32661	337729	274438	273918	-520	548356	426972	459113	32141	886085	1.1406	1.1365
2019/01/08	146271	186804	40533	333075	269050	261525	-7525	530575	415321	448329	33008	863650	1.1441	1.1464
2018/12/31	148288	194936	46648	343224	262426	244448	-17978	506874	410714	439384	28670	850098	1.1467	1.1403
2018/12/24	139059	197514	58455	336573	267531	243588	-23943	511119	406590	441102	34512	847692	1.1420	1.1444
2018/12/18	147654	200778	53124	348432	262111	233982	-28129	496093	409765	434760	24995	844525	1.1370	1.1359
2018/12/11	146082	202369	56287	348451	341484	312735	-28749	654219	487566	515104	27538	1002670	1.1320	1.1303
2018/12/04	144859	205635	60776	350494	289664	257730	-31934	547394	434523	463365	28842	897888	1.1342	1.1410
2018/11/27	149719	204790	55071	354509	281759	256916	-24843	538675	431478	461706	30228	893184	1.1294	1.1322
2018/11/20	157633	204862	47229	362495	275695	252104	-23591	527799	433328	456966	23638	890294	1.1367	1.1331
2018/11/13	161860	198879	37019	360739	268439	244051	-24388	512490	430299	442930	12631	873229	1.1298	1.1415
2018/11/06	148973	195816	46843	344789	261621	240069	-21552	501690	410594	435885	25291	846479	1.1420	1.1336
2018/10/30	157691	190353	32662	348044	253543	238938	-14605	492481	411234	429291	18057	840525	1.1343	1.1390
2018/10/23	149585	179889	30304	329474	251035	239190	-11845	490225	400620	419079	18459	819699	1.1472	1.1408
2018/10/16	140817	170161	29344	310978	239573	227660	-11913	467233	380390	397821	17431	778211	1.1572	1.1510
2018/10/09	162315	178457	16142	340772	228799	234237	5438	463036	391114	412694	21580	803808	1.1493	1.1558
2018/10/02	164738	171839	7101	336577	224680	234180	9500	458860	389418	406019	16601	795437	1.1547	1.1524
2018/09/25	172426	168730	-3696	341156	203763	240493	36730	444256	376189	409223	33034	785412	1.1766	1.1611
2018/09/18	166468	164802	-1666	331270	205804	228792	22988	434596	372272	393594	21322	765866	1.1671	1.1748
2018/09/11	164639	153469	-11170	318108	277060	310471	33411	587531	441699	463940	22241	905639	1.1600	1.1624
2018/09/04	173335	165372	-7963	338707	254016	283775	29759	537791	427351	449147	21796	876498	1.1581	1.1559

EURO FX - CHICAGO MERCANTILE EXCHANGE
FUTURES ONLY POSITIONS Code-099741



Bitcoin CME Futures

※取引単位=5ビットコイン (CME CFビットコイン参考基準レート=BRRを対象)

Date	Open	High	Low	Close	Volume	OpenInt
2018/12/26 0:00	3770	3840	3665	3755	2049	3945
2018/12/27 0:00	3799	3820	3525	3560	2177	3963
2018/12/28 0:00	3545	3915	3540	3870	4017	4104
2018/12/31 0:00	3800	3820	3595	3652	2051	4088
2019/1/2 0:00	3690	3850	3690	3830	3925	4121
2019/1/3 0:00	3870	3880	3720	3765	6767	4118
2019/1/4 0:00	3755	3810	3690	3775	4183	4083
2019/1/7 0:00	4025	4065	3950	3995	2180	4082
2019/1/8 0:00	3970	4095	3930	3987	2398	4173
2019/1/9 0:00	3990	4035	3950	4007	1368	4226
2019/1/10 0:00	3995	4025	3940	3610	3066	4213
2019/1/11 0:00	3650	3660	3570	3642	1393	4317
2019/1/14 0:00	3510	3725	3475	3667	4309	4385
2019/1/15 0:00	3655	3680	3540	3565	3277	2767
2019/1/16 0:00	3540	3600	3525	3550	1359	2982
2019/1/17 0:00	3560	3600	3490	3592	1689	3420
2019/1/18 0:00	3595	3600	3530	3580	537	3475
2019/1/22 0:00	3495	3575	3370	3542	1297	3589
2019/1/23 0:00	3545	3570	3485	3497	1104	3528
2019/1/24 0:00	3495	3545	3495	3525	531	3542
2019/1/25 0:00	3520	3525	3480	3515	1195	3512
2019/1/28 0:00	3510	3515	3340	3370	1760	3619
2019/1/29 0:00	3390	3390	3310	3370	724	3593
2019/1/30 0:00	3365	3430	3345	3415	987	3641
2019/1/31 0:00	3420	3450	3370	3385	1004	3641
2019/2/1 0:00	3380	3435	3360	3420	1398	3545
2019/2/4 0:00	3350	3415	3350	3397	825	3639
2019/2/5 0:00	3385	3415	3385	3405	501	3672
2019/2/6 0:00	3405	3405	3325	3345	1884	3781
2019/2/7 0:00	3345	3365	3340	3342	537	3962
2019/2/8 0:00	3340	3675	3340	3622	2963	3813
2019/2/11 0:00	3635	3655	3540	3597	2408	3840
2019/2/12 0:00	3585	3610	3545	3605	1227	2896
2019/2/13 0:00	3575	3630	3555	3570	948	3193
2019/2/14 0:00	3570	3600	3520	3552	1312	3254
2019/2/15 0:00	3565	3625	3545	3557	2098	3285
2019/2/19 0:00	3870	3980	3855	3947	2847	3616
2019/2/20 0:00	3915	3970	3880	3942	1029	3626
2019/2/21 0:00	3930	3990	3870	3902	1223	3779
2019/2/22 0:00	3895	3965	3890	3940	1252	3882
2019/2/25 0:00	3760	3840	3680	3810	2261	3573
2019/2/26 0:00	3620	3820	3755	3787	914	3463
2019/2/27 0:00	3780	3815	3635	3727	1218	3424
2019/2/28 0:00	3770	3885	3745	3802	1862	3424
2019/3/1 0:00	3795	3840	3785	3827	753	3792
2019/3/4 0:00	3775	3800	3665	3697	1398	3593
2019/3/5 0:00	3675	3875	3675	3832	1736	3896
2019/3/6 0:00	3835	3900	3805	3837	1640	3975
2019/3/7 0:00	3890	3890	3825	3865	1730	4085
2019/3/8 0:00	3893	3910	3850	3887	1480	4027
2019/3/11 0:00	3886	3910	3795	3842	2254	4017
2019/3/12 0:00	3850	3874	3790	3860	3465	2850
2019/3/13 0:00	3860	3865	3820	3835	856	2922
2019/3/14 0:00	3825	3905	3780	3847	2089	3080
2019/3/15 0:00	3850	3910	3845	3900	658	3208
2019/3/18 0:00	3955	4010	3925	3975	903	3233
2019/3/19 0:00	3970	4015	3950	3997	494	3350
2019/3/20 0:00	3990	4025	3965	4017	1030	3647
2019/3/21 0:00	4030	4060	3895	3965	993	3516
2019/3/22 0:00	3980	3995	3955	3980	390	3433
2019/3/25 0:00	3760	3920	3850	3900	742	3212
2019/3/26 0:00	3890	3920	3875	3900	569	3037
2019/3/27 0:00	3905	4030	3905	4000	754	3037
2019/3/28 0:00	4005	4030	3995	4000	330	3638
2019/3/29 0:00	4000	4105	3995	4075	751	0



Bitcoin CBOE Futures

※取引単位=5ビットコイン (CME CFビットコイン参考基準レート=BRRを対象)

Date	Open	High	Low	Close	Volume	OpenInt
2018/12/26 0:00	3775	3850	3610	3760	3602	3565
2018/12/27 0:00	3800	3840	3535	3565	4638	3473
2018/12/28 0:00	3550	3985	3535	3870	4345	3201
2018/12/31 0:00	3800	3810	3600	3650	2031	3133
2019/1/2 0:00	3720	3855	3685	3830	3320	3382
2019/1/3 0:00	3850	3870	3710	3760	3709	3558
2019/1/4 0:00	3955	3875	3690	3745	3968	3666
2019/1/7 0:00	3990	4070	3945	3985	2832	3686
2019/1/8 0:00	3980	4095	3925	3985	4422	3764
2019/1/9 0:00	3990	4030	3950	3990	3896	3872
2019/1/10 0:00	3995	4020	3525	3605	6069	4322
2019/1/11 0:00	3600	3685	3560	3635	4465	4297
2019/1/14 0:00	3490	3700	3400	3650	4936	4293
2019/1/15 0:00	3650	3665	3485	3535	4085	4473
2019/1/16 0:00	3550	3645	3545	3560	4700	4675
2019/1/17 0:00	3570	3645	3515	3605	3644	4655
2019/1/18 0:00	3615	3630	3540	3585	2921	4702
2019/1/22 0:00	3525	3620	3390	3580	7684	4976
2019/1/23 0:00	3575	3615	3510	3535	7498	4441
2019/1/24 0:00	3545	3590	3520	3565	3703	4221
2019/1/25 0:00	3525	3535	3465	3505	3845	3534
2019/1/28 0:00	3485	3515	3325	3380	4668	3964
2019/1/29 0:00	3385	3395	3300	3370	2558	4047
2019/1/30 0:00	3360	3435	3345	3410	3382	3909
2019/1/31 0:00	3420	3450	3365	3395	4352	3992
2019/2/1 0:00	3385	3440	3345	3425	4802	3968
2019/2/4 0:00	3380	3415	3375	3395	3013	3893
2019/2/5 0:00	3390	3415	3380	3400	1615	3881
2019/2/6 0:00	3405	3420	3310	3340	3882	4059
2019/2/7 0:00	3345	3370	3335	3340	1899	4018
2019/2/8 0:00	3350	3730	3325	3615	10309	3746
2019/2/11 0:00	3610	3650	3580	3605	5377	3285
2019/2/12 0:00	3595	3625	3550	3605	4135	3361
2019/2/13 0:00	3575	3630	3555	3570	2932	3256
2019/2/14 0:00	3575	3595	3530	3565	2266	3246
2019/2/15 0:00	3565	3620	3545	3565	3090	3507
2019/2/19 0:00	3600	3970	3595	3935	18338	3964
2019/2/20 0:00	3910	3965	3870	3935	6421	3863
2019/2/21 0:00	3920	3985	3855	3895	6782	3735
2019/2/22 0:00	3895	3970	3885	3930	4054	3502
2019/2/25 0:00	3770	3845	3705	3820	5953	3488
2019/2/26 0:00	3805	3820	3745	3775	3110	3324
2019/2/27 0:00	3780	3815	3620	3710	4925	3320
2019/2/28 0:00	3765	3875	3745	3790	6904	3201
2019/3/1 0:00	3785	3830	3780	3820	1838	3120
2019/3/4 0:00	3780	3795	3660	3690	4667	3097
2019/3/5 0:00	3675	3865	3655	3835	5179	3226
2019/3/6 0:00	3835	3900	3810	3840	4183	3181
2019/3/7 0:00	3855	3890	3830	3870	4196	3424
2019/3/8 0:00	3920	3845	3890	3853	3434	3291
2019/3/11 0:00	3885	3915	3810	3835	3722	3385
2019/3/12 0:00	3845	3880	3790	3845	3118	3480
2019/3/13 0:00	3855	3870	3820	3845	2209	3556
2019/3/14 0:00	3840	3905	3775	3845	4666	3465
2019/3/15 0:00	3850	3910	3845	3900	3235	3544
2019/3/18 0:00	3965	4025	3935	3960	3010	3589
2019/3/19 0:00	3970	4015	3950	3995	2602	3681
2019/3/20 0:00	3990	4020	3965	4010	2884	3820
2019/3/21 0:00	4015	4060	3900	3965	4380	3788
2019/3/22 0:00	3970	3995	3955	3980	2004	3671
2019/3/25 0:00	3965	3970	3845	3895	2902	3539
2019/3/26 0:00	3885	3930	3895	3925	2651	3428
2019/3/27 0:00	3905	4035	3905	4005	5371	3451
2019/3/28 0:00	4010	4035	3995	4010	2775	3481
2019/3/29 0:00	4005	4105	4000	4075	522	0



過去5日及び過去4週の4本値と各種ピボット

2019/03/25 ~ 2019/03/29

USD/JPY					Demark								Pivot					Fibonacci Zone													
日足	Open	High	Low	Close	値幅/日	引け形態	真の高値	真の安値	予想高値	予想安値	予想高値	予想安値	StopLoss	Support	Pivot	Resistance	StopLoss	3-days AVG	Support Zone 2	Support Zone 1	BP	Resistance Zone 1	Resistance Zone 2								
													LBOP	S2	S1	PP	R1	R2	HBOP												
2019/03/25	110.01	110.24	109.72	110.04	52p	陽線引け	-	-					109.25	109.49	109.76	110.00	110.28	110.52	110.80												
2019/03/26	110.04	110.69	110.00	110.53	69p	陽線引け	110.69	110.00	110.95	110.27	110.95	110.27	109.43	109.72	110.12	110.41	110.81	111.10	111.50												
2019/03/27	110.53	110.71	110.24	110.49	47p	陽線引け	110.71	110.24	110.60	110.13	110.60	110.13	109.77	110.01	110.25	110.48	110.72	110.95	111.20	110.30	Bull	109.82	110.01	110.19	110.24	110.48	110.72	110.77	110.95	111.13	
2019/03/28	110.49	110.83	110.02	110.66	81p	陽線引け	110.83	110.02	111.15	110.34	111.15	110.34	109.36	109.69	110.17	110.50	110.99	111.31	111.80	110.46	Bull	109.38	110.69	110.00	110.10	110.50	110.91	111.00	111.31	111.62	
2019/03/29	110.66	110.95	110.54	110.85	41p	陽線引け	110.95	110.54	111.10	110.70	111.10	110.70	110.20	110.37	110.61	110.78	111.02	111.19	111.43	110.59	Bull	110.22	110.37	110.53	110.58	110.78	110.98	111.03	111.19	111.34	
週末	Open	High	Low	Close	値幅/週	引け形態	真の高値	真の安値	予想高値	予想安値	予想高値	予想安値	LBOP	S2	S1	PP	R1	R2	HBOP	3-days AVG	Support Zone 2	Support Zone 1	BP	Resistance Zone 1	Resistance Zone 2						
2019/03/04 ~ 2019/03/08	111.83	112.14	110.80	111.12	134p	陽線引け	-	-					109.23	110.01	110.57	111.35	111.90	112.69	113.24												
2019/03/11 ~ 2019/03/15	111.09	111.90	110.88	111.48	102p	陽線引け	111.90	110.80	112.24	111.14	112.20	111.18	109.91	110.40	110.94	111.42	111.96	112.44	112.98												
2019/03/18 ~ 2019/03/22	111.49	111.69	109.74	109.95	195p	陽線引け	111.69	109.74	110.82	108.87	110.82	108.87	107.28	108.51	109.23	110.46	111.18	112.41	113.13	111.08	Bear	107.77	108.51	109.26	109.49	110.46	111.44	111.67	112.41	113.16	
2019/03/25 ~ 2019/03/29	110.01	110.95	109.72	110.85	122p	陽線引け	110.95	109.72	111.51	110.29	111.51	110.29	108.84	109.28	110.07	110.51	111.29	111.73	112.52	110.80	Bear	108.82	109.28	109.75	109.90	110.51	111.12	111.26	111.73	112.20	

EUR/JPY					Demark								Pivot					Fibonacci Zone													
日足	Open	High	Low	Close	値幅/日	引け形態	真の高値	真の安値	予想高値	予想安値	予想高値	予想安値	StopLoss	Support	Pivot	Resistance	StopLoss	3-days AVG	Support Zone 2	Support Zone 1	BP	Resistance Zone 1	Resistance Zone 2								
													LBOP	S2	S1	PP	R1	R2	HBOP												
2019/03/25	124.27	124.82	123.89	124.51	93p	陽線引け	-	-					123.06	123.48	123.99	124.41	124.92	125.34	125.85												
2019/03/26	124.50	125.01	124.43	124.63	58p	陽線引け	125.01	124.43	125.11	124.53	125.11	124.53	123.79	124.11	124.37	124.69	124.95	125.27	125.53												
2019/03/27	124.63	124.74	124.05	124.30	69p	陽線引け	124.74	124.05	124.52	123.83	124.52	123.83	123.30	123.68	123.99	124.36	124.67	125.05	125.36	124.49	Bear	123.41	123.68	123.94	124.02	124.36	124.71	124.79	125.05	125.31	
2019/03/28	124.30	124.43	123.66	124.25	77p	陽線引け	124.43	123.66	124.34	123.57	124.34	123.57	123.03	123.35	123.80	124.11	124.56	124.88	125.33	124.39	Bear	123.06	123.35	123.64	123.73	124.11	124.50	124.59	124.88	125.17	
2019/03/29	124.25	124.64	124.15	124.35	50p	陽線引け	124.64	124.15	124.74	124.25	124.74	124.25	123.62	123.88	124.12	124.38	124.64	124.88	125.11	124.29	Bull	123.69	123.88	124.07	124.13	124.38	124.63	124.69	124.88	125.07	
週末	Open	High	Low	Close	値幅/週	引け形態	真の高値	真の安値	予想高値	予想安値	予想高値	予想安値	LBOP	S2	S1	PP	R1	R2	HBOP	3-days AVG	Support Zone 2	Support Zone 1	BP	Resistance Zone 1	Resistance Zone 2						
2019/03/04 ~ 2019/03/08	127.24	127.38	124.28	124.82	310p	陽線引け	-	-					120.51	122.39	123.61	125.49	126.70	128.59	129.80												
2019/03/11 ~ 2019/03/15	124.80	126.57	124.48	126.26	209p	陽線引け	126.57	124.48	127.56	125.27	127.46	125.37	122.88	123.68	124.97	125.77	127.06	127.86	129.14												
2019/03/18 ~ 2019/03/22	126.28	126.76	123.83	124.25	293p	陽線引け	126.76	123.83	125.51	122.57	125.51	122.57	120.20	122.01	123.13	124.95	126.07	127.88	129.00	125.40	Bear	120.89	122.01	123.13	123.48	124.95	126.41	126.76	127.88	129.00	
2019/03/25 ~ 2019/03/29	124.27	125.01	123.66	124.35	135p	陽線引け	125.01	123.66	125.36	124.01	125.36	124.01	122.32	122.99	123.67	124.34	125.02	125.69	126.37	125.02	Bear	122.48	122.99	123.51	123.67	124.34	125.02	125.18	125.69	126.21	

EUR/USD					Demark								Pivot					Fibonacci Zone													
日足	Open	High	Low	Close	値幅/日	引け形態	真の高値	真の安値	予想高値	予想安値	予想高値	予想安値	StopLoss	Support	Pivot	Resistance	StopLoss	3-days AVG	Support Zone 2	Support Zone 1	BP	Resistance Zone 1	Resistance Zone 2								
													LBOP	S2	S1	PP	R1	R2	HBOP												
2019/03/25	1.1296	1.1331	1.1289	1.1315	42p	陽線引け	-	-					1.1250	1.1270	1.1292	1.1312	1.1334	1.1354	1.1376												
2019/03/26	1.1315	1.1326	1.1263	1.1276	63p	陽線引け	1.1326	1.1263	1.1301	1.1238	1.1301	1.1238	1.1188	1.1226	1.1251	1.1288	1.1313	1.1351	1.1376												
2019/03/27	1.1276	1.1286	1.1242	1.1249	43p	陽線引け	1.1286	1.1242	1.1267	1.1224	1.1267	1.1224	1.1189	1.1216	1.1233	1.1259	1.1276	1.1302	1.1319	1.1286	Bear	1.1199	1.1216	1.1232	1.1237	1.1259	1.1281	1.1286	1.1302	1.1319	
2019/03/28	1.1249	1.1261	1.1214	1.1228	47p	陽線引け	1.1261	1.1214	1.1245	1.1198	1.1245	1.1198	1.1161	1.1187	1.1208	1.1235	1.1255	1.1282	1.1302	1.1261	Bear	1.1169	1.1187	1.1205	1.1211	1.1235	1.1258	1.1264	1.1282	1.1300	
2019/03/29	1.1229	1.1247	1.1210	1.1218	37p	陽線引け	1.1247	1.1210	1.1232	1.1196	1.1232	1.1196	1.1166	1.1188	1.1203	1.1225	1.1240	1.1262	1.1276	1.1240	Bear	1.1174	1.1188	1.1202	1.1206	1.1225	1.1243	1.1247	1.1262	1.1276	
週末	Open	High	Low	Close	値幅/週	引け形態	真の高値	真の安値	予想高値	予想安値	予想高値	予想安値	LBOP	S2	S1	PP	R1	R2	HBOP	3-days AVG	Support Zone 2	Support Zone 1	BP	Resistance Zone 1	Resistance Zone 2						
2019/03/04 ~ 2019/03/08	1.1378	1.1381	1.1177	1.1233	205p	陽線引け	-	-					1.0941	1.1059	1.1146	1.1264	1.1351	1.1468	1.1555												
2019/03/11 ~ 2019/03/15	1.1234	1.1344	1.1222	1.1326	122p	陽線引け	1.1344	1.1222	1.1419	1.1251	1.1396	1.1274	1.1128	1.1175	1.1250	1.1297	1.1373	1.1420	1.1495												
2019/03/18 ~ 2019/03/22	1.1327	1.1448	1.1274	1.1301	174p	陽線引け	1.1448	1.1274	1.1374	1.1200	1.1374	1.1200	1.1060	1.1167	1.1234	1.1341	1.1408	1.1515	1.1582	1.1301	Bull	1.1100	1.1167	1.1233	1.1254	1.1341	1.1428	1.1448	1.1515	1.1581	
2019/03/25 ~ 2019/03/29	1.1296	1.1331	1.1210	1.1218	121p	陽線引け	1.1331	1.1210	1.1275	1.1153	1.1275	1.1153	1.1053	1.1132	1.1175	1.1253	1.1296	1.1374	1.1417	1.1297	Bear	1.1085	1.1132	1.1178	1.1192	1.1253	1.1314	1.1328	1.1374	1.1421	

GBP/JPY					Demark								Pivot					Fibonacci Zone													
日足	Open	High	Low	Close	値幅/日	引け形態	真の高値	真の安値	予想高値	予想安値	予想高値	予想安値	StopLoss	Support	Pivot	Resistance	StopLoss	3-days AVG	Support Zone 2	Support Zone 1	BP	Resistance Zone 1	Resistance Zone 2								
													LBOP	S2	S1	PP	R1	R2	HBOP												
2019/03/25	145.33	145.80	144.64	145.36	116p	陽線引け	-	-					143.58	144.11	144.73	145.27	145.89	146.43	147.05												
2019/03/26	145.35	146.46	145.02	145.98	144p	陽線引け	146.46	145.02	146.94	145.50	146.94	145.50	143.75	144.38	145.18	145.82	146.62	147.26	148.06												
2019/03/27	145.98	146.51	145.01																												

IMM扱い8通貨/ダウ/日経/金/オイル/主要クロス円の過去5日及び過去5週の4本値

AUDUSD 5					CADUSD 5					CHFUSD 5				
Date	Open	High	Low	Close	Date	Open	High	Low	Close	Date	Open	High	Low	Close
2019/03/29	0.7078	0.7105	0.7075	0.7096	2019/03/29	0.7443	0.7495	0.7439	0.7491	2019/03/29	1.0052	1.0056	1.0026	1.0048
2019/03/28	0.7086	0.7106	0.7065	0.7078	2019/03/28	0.7457	0.7465	0.7434	0.7443	2019/03/28	1.0054	1.0057	1.0027	1.0052
2019/03/27	0.7138	0.7140	0.7069	0.7086	2019/03/27	0.7472	0.7475	0.7441	0.7457	2019/03/27	1.0062	1.0095	1.0034	1.0054
2019/03/26	0.7110	0.7148	0.7108	0.7138	2019/03/26	0.7462	0.7478	0.7456	0.7472	2019/03/26	1.0079	1.0082	1.0048	1.0062
2019/03/25	0.7077	0.7117	0.7066	0.7110	2019/03/25	0.7448	0.7463	0.7438	0.7462	2019/03/25	1.0062	1.0090	1.0051	1.0079

CNYUSD 5					EURUSD 5					GBPUSD 5				
Date	Open	High	Low	Close	Date	Open	High	Low	Close	Date	Open	High	Low	Close
2019/03/29	0.1484	0.1490	0.1484	0.1489	2019/03/29	1.1229	1.1247	1.1210	1.1218	2019/03/29	1.3056	1.3136	1.2978	1.3034
2019/03/28	0.1487	0.1488	0.1484	0.1486	2019/03/28	1.1249	1.1261	1.1214	1.1228	2019/03/28	1.3154	1.3198	1.3036	1.3056
2019/03/27	0.1489	0.1490	0.1487	0.1488	2019/03/27	1.1276	1.1286	1.1242	1.1249	2019/03/27	1.3208	1.3270	1.3152	1.3154
2019/03/26	0.1491	0.1492	0.1489	0.1490	2019/03/26	1.1315	1.1326	1.1263	1.1276	2019/03/26	1.3210	1.3262	1.3158	1.3208
2019/03/25	0.1489	0.1492	0.1488	0.1490	2019/03/25	1.1296	1.1331	1.1289	1.1315	2019/03/25	1.3211	1.3246	1.3160	1.3210

JPYUSD 5					MXNUSD 5					NZDUSD 5				
Date	Open	High	Low	Close	Date	Open	High	Low	Close	Date	Open	High	Low	Close
2019/03/29	0.9037	0.9047	0.9013	0.9021	2019/03/29	5.1690	5.1880	5.1391	5.1462	2019/03/29	0.6777	0.6824	0.6774	0.6804
2019/03/28	0.9051	0.9089	0.9023	0.9037	2019/03/28	5.1614	5.1749	5.1445	5.1690	2019/03/28	0.6804	0.6828	0.6775	0.6777
2019/03/27	0.9047	0.9071	0.9033	0.9050	2019/03/27	5.2336	5.2349	5.1612	5.1614	2019/03/27	0.6907	0.6915	0.6787	0.6804
2019/03/26	0.9088	0.9091	0.9034	0.9047	2019/03/26	5.2562	5.2632	5.2275	5.2336	2019/03/26	0.6909	0.6925	0.6895	0.6907
2019/03/25	0.9090	0.9114	0.9071	0.9088	2019/03/25	5.2288	5.2649	5.2209	5.2562	2019/03/25	0.6874	0.6919	0.6872	0.6908

Nikkei 225 - Japan (NIX)					
Date	Open	High	Low	Close	(ドル建て終値)
2019/03/29	21228.51	21267.25	21149.42	21205.81	191.30
2019/03/28	21170.59	21179.02	20974.19	21033.76	190.08
2019/03/27	21353.61	21387.93	21245.24	21378.73	193.49
2019/03/26	21174.34	21459.73	21174.34	21428.39	193.87
2019/03/25	21267.41	21274.71	20911.57	20977.11	190.63
週4本値	21267.41	21459.73	20911.57	21205.81	191.30

XAUUSD 5					
Date	Open	High	Low	Close	出来高
2019/03/29	1291.14	1299.83	1286.91	1292.30	0
2019/03/28	1309.65	1312.38	1288.69	1290.60	733104100
2019/03/27	1316.53	1319.35	1308.25	1309.78	782563300
2019/03/26	1322.26	1323.34	1312.78	1316.08	1044266300
2019/03/25	1312.60	1324.58	1311.09	1321.84	801447000
週4本値	1312.60	1324.58	1286.91	1292.30	1319561100

Dow Jones Industrial - USA (DJIA)					
Date	Open	High	Low	Close	出来高
2019/03/29	25827.31	25949.32	25771.67	25928.68	0
2019/03/28	25693.32	25743.41	25576.69	25717.46	67653145
2019/03/27	25676.34	25758.17	25425.27	25625.59	77429047
2019/03/26	25649.56	25796.29	25544.78	25657.73	94783023
2019/03/25	25490.72	25603.27	25372.26	25516.83	78791355
週4本値	25490.72	25949.32	25372.26	25928.68	

Historical Data by

 Arrangement by


Crude Light Oil 5					
Date	Open	High	Low	Close	出来高
2019/03/29	59.53	60.73	59.41	60.14	1178547
2019/03/28	59.40	59.56	58.20	59.30	1022692
2019/03/27	60.03	60.22	58.81	59.41	1176284
2019/03/26	59.12	60.38	59.04	59.94	1351980
2019/03/25	58.98	59.35	58.17	58.82	1149605
週4本値	58.98	60.73	58.17	60.14	

USDJPY 5					EURJPY 5					GBPJPY 5				
日付	始値	高値	安値	終値	日付	始値	高値	安値	終値	日付	始値	高値	安値	終値
2019/03/29	110.66	110.95	110.54	110.85	2019/03/29	124.25	124.64	124.15	124.35	2019/03/29	144.48	145.49	143.85	144.49
2019/03/28	110.49	110.83	110.02	110.66	2019/03/28	124.30	124.43	123.66	124.25	2019/03/28	145.34	145.57	144.25	144.47
2019/03/27	110.53	110.71	110.24	110.49	2019/03/27	124.63	124.74	124.05	124.30	2019/03/27	145.98	146.51	145.31	145.34
2019/03/26	110.04	110.69	110.00	110.53	2019/03/26	124.50	125.01	124.43	124.63	2019/03/26	145.35	146.46	145.02	145.98
2019/03/25	110.01	110.24	109.72	110.04	2019/03/25	124.27	124.82	123.89	124.51	2019/03/25	145.33	145.80	144.64	145.36

USDJPY Weekly 28					EURJPY Weekly 28					GBPJPY Weekly 28				
日付	始値	高値	安値	終値	日付	始値	高値	安値	終値	日付	始値	高値	安値	終値
2019/03/29	110.01	110.95	109.72	110.85	2019/03/29	124.27	125.01	123.66	124.35	2019/03/29	145.33	146.51	143.85	144.49
2019/03/22	111.49	111.69	109.74	109.95	2019/03/22	126.28	126.76	123.83	124.25	2019/03/22	148.19	148.39	144.15	145.27
2019/03/15	111.09	111.90	110.88	111.48	2019/03/15	124.80	126.57	124.48	126.26	2019/03/15	144.24	148.88	143.73	148.16
2019/03/08	111.83	112.14	110.80	111.12	2019/03/08	127.24	127.38	124.28	124.82	2019/03/08	147.98	148.31	144.32	144.62
2019/03/01	110.76	112.08	110.36	111.98	2019/03/01	125.57	127.50	125.38	127.29	2019/03/01	144.64	148.57	144.46	147.89

先週のIMM取り扱い対ドル8通貨チャート

※ 赤点線は週最高値/青点線は週最低値、BB中心線はSMA21

2019/03/25 ~ 2019/03/29

Chart by OANDA Japan MetaTrader4



Pivot Maker Ver 3.0 by FX_勝てば官軍?

<http://fx.najirane.com>