

JAPANESE YEN - CHICAGO MERCANTILE EXCHANGE

Code-097741

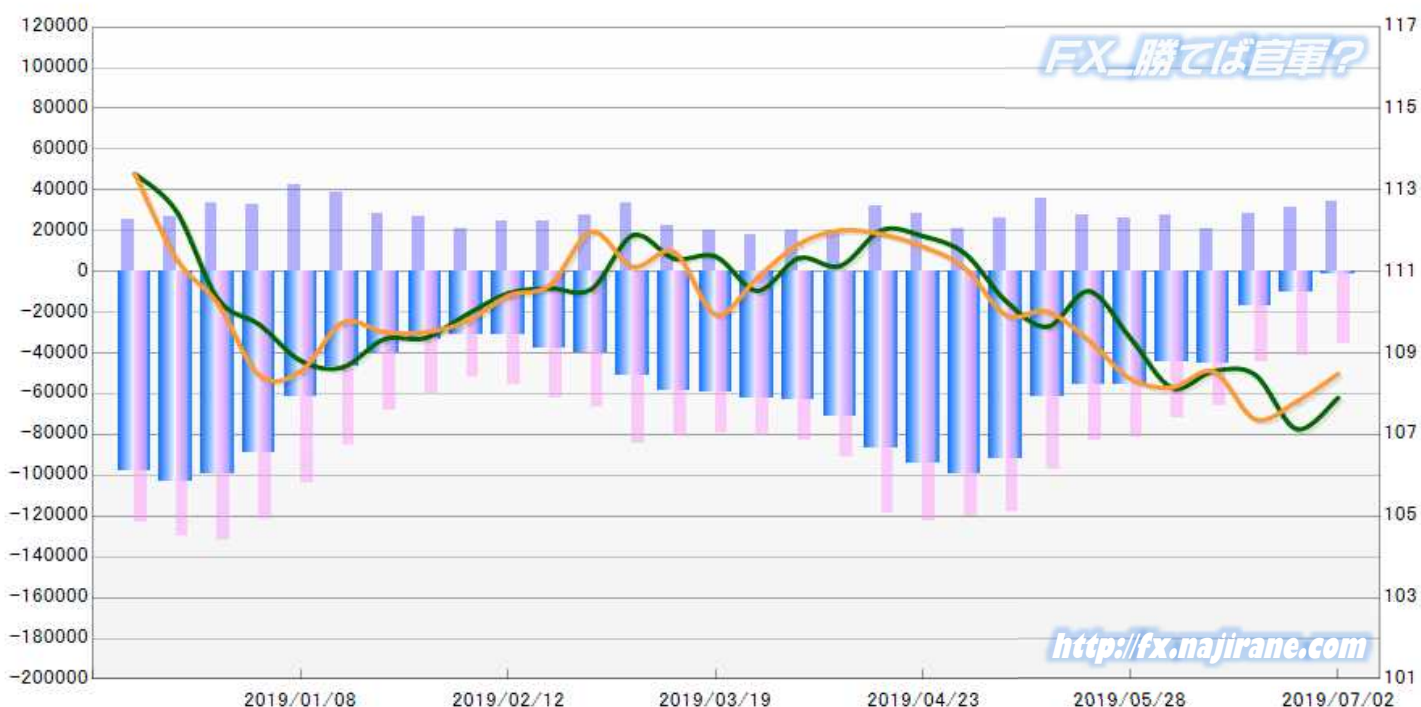
2019/01/08 ~ 2019/07/02

2019/07/05 NYクローズ時公表値

Report_Date	Non Commercial Positions												火曜日 引け値	金曜日 引け値
	Long	増減	増減(%)	Short	増減	増減(%)	売り越し	増減	増減(%)	売買計	増減	増減(%)		
2019/07/02	34198	3108	10.0%	35425	-5812	-14.1%	1227	-8920	-87.9%	69623	-2704	-3.7%	107.90	108.49
2019/06/25	31090	2921	10.4%	41237	-3497	-7.8%	10147	-6418	-38.7%	72327	-576	-0.8%	107.14	107.81
2019/06/18	28169	7383	35.5%	44734	-21217	-32.2%	16565	-28600	-63.3%	72903	-13834	-15.9%	108.47	107.38
2019/06/11	20786	-6651	-24.2%	65951	-5875	-8.2%	45165	776	1.7%	86737	-12526	-12.6%	108.56	108.55
2019/06/04	27437	1634	6.3%	71826	-9554	-11.7%	44389	-11188	-20.1%	99263	-7920	-7.4%	108.15	108.16
2019/05/28	25803	-1737	-6.3%	81380	-1352	-1.6%	55577	385	0.7%	107183	-3089	-2.8%	109.36	108.37
2019/05/21	27540	-8375	-23.3%	82732	-14763	-15.1%	55192	-6388	-10.4%	110272	-23138	-17.3%	110.52	109.30
2019/05/14	35915	10046	38.8%	97495	-20091	-17.1%	61580	-30137	-32.9%	133410	-10045	-7.0%	109.65	110.02
2019/05/07	25869	5291	25.7%	117586	-2591	-2.2%	91717	-7882	-7.9%	143455	2700	1.9%	110.27	109.93
2019/04/30	20578	-7543	-26.8%	120177	-2358	-1.9%	99599	5185	5.5%	140755	-9901	-6.6%	111.45	111.09
2019/04/23	28121	-3686	-11.6%	122535	3622	3.0%	94414	7308	8.4%	150656	-64	0.0%	111.87	111.61
2019/04/16	31807	11893	59.7%	118913	27479	30.1%	87106	15586	21.8%	150720	39372	35.4%	112.02	111.92
2019/04/09	19914	-548	-2.7%	91434	8231	9.9%	71520	8779	14.0%	111348	7683	7.4%	111.14	112.01
2019/04/02	20462	2139	11.7%	83203	2759	3.4%	62741	620	1.0%	103665	4898	5.0%	111.33	111.68
2019/03/26	18323	-1758	-8.8%	80444	1142	1.4%	62121	2900	4.9%	98767	-616	-0.6%	110.53	110.85
2019/03/19	20081	-2063	-9.3%	79302	-1623	-2.0%	59221	440	0.7%	99383	-3686	-3.6%	111.37	109.95
2019/03/12	22144	-11277	-33.7%	80925	-3802	-4.5%	58781	7475	14.6%	103069	-15079	-12.8%	111.32	111.48
2019/03/05	33421	6056	22.1%	84727	17708	26.4%	51306	11652	29.4%	118148	23764	25.2%	111.89	111.12
2019/02/26	27365	2521	10.1%	67019	4714	7.6%	39654	2193	5.9%	94384	7235	8.3%	110.57	111.98
2019/02/19	24844	303	1.2%	62305	7022	12.7%	37461	6719	21.9%	87149	7325	9.2%	110.59	110.67
2019/02/12	24541	3789	18.3%	55283	3121	6.0%	30742	-668	-2.1%	79824	6910	9.5%	110.47	110.41
2019/02/05	20752	-6249	-23.1%	52162	-8184	-13.6%	31410	-1935	-5.8%	72914	-14433	-16.5%	109.95	109.78
2019/01/29	27001	-1402	-4.9%	60346	-7724	-11.3%	33345	-6322	-15.9%	87347	-9126	-9.5%	109.37	109.51
2019/01/22	28403	-10283	-26.6%	68070	-17037	-20.0%	39667	-6754	-14.5%	96473	-27320	-22.1%	109.34	109.52
2019/01/15	38686	-4041	-9.5%	85107	-18934	-18.2%	46421	-14893	-24.3%	123793	-22975	-15.7%	108.65	109.75
2019/01/08	42727			104041			61314			146768			108.81	108.56

JAPANESE YEN - CHICAGO MERCANTILE EXCHANGE
FUTURES ONLY POSITIONS

— 金曜終値 — 火曜終値 Short枚数 Long枚数 ■ 売り越し or 買い越し枚数



EURO FX - CHICAGO MERCANTILE EXCHANGE

Code-099741

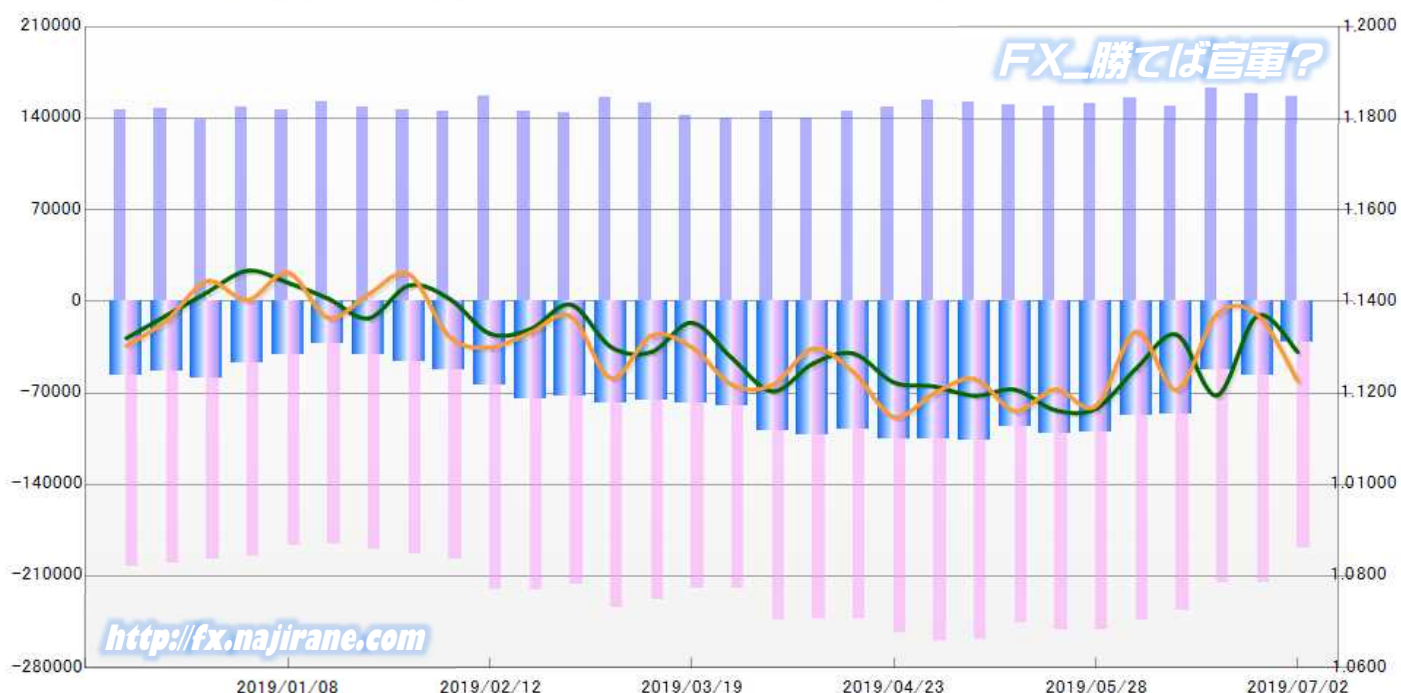
2019/01/08 ~ 2019/07/02

2019/07/05 NYクローズ時公表値

Report_Date	Non Commercial Positions											火曜日 引け値	金曜日 引け値	
	Long	増減		Short	増減		売り越し	増減		売買計	増減			
2019/07/02	157122	-2163	-1.4%	188855	-26725	-12.4%	31733	-24562	-43.6%	345977	-28888	-7.7%	1.1290	1.1226
2019/06/25	159285	-3510	-2.2%	215580	455	0.2%	56295	3965	7.6%	374865	-3055	-0.8%	1.1369	1.1371
2019/06/18	162795	13134	8.8%	215125	-21328	-9.0%	52330	-34462	-39.7%	377920	-8194	-2.1%	1.1195	1.1372
2019/06/11	149661	-6110	-3.9%	236453	-6869	-2.8%	86792	-759	-0.9%	386114	-12979	-3.3%	1.1327	1.1207
2019/06/04	155771	4642	3.1%	243322	-7498	-3.0%	87551	-12140	-12.2%	399093	-2856	-0.7%	1.1254	1.1334
2019/05/28	151129	1256	0.8%	250820	-155	-0.1%	99691	-1411	-1.4%	401949	1101	0.3%	1.1166	1.1171
2019/05/21	149873	-808	-0.5%	250975	4993	2.0%	101102	5801	6.1%	400848	4185	1.1%	1.1163	1.1208
2019/05/14	150681	-1952	-1.3%	245982	-12756	-4.9%	95301	-10804	-10.2%	396663	-14708	-3.6%	1.1207	1.1161
2019/05/07	152633	-1188	-0.8%	258738	-627	-0.2%	106105	561	0.5%	411371	-1815	-0.4%	1.1194	1.1231
2019/04/30	153821	5490	3.7%	259365	5616	2.2%	105544	126	0.1%	413186	1106	2.8%	1.1215	1.1199
2019/04/23	148331	3464	2.4%	253749	10859	4.5%	105418	7395	7.5%	402080	14323	3.7%	1.1223	1.1148
2019/04/16	144867	4466	3.2%	242890	291	0.1%	98023	-4175	-4.1%	387757	4757	1.2%	1.1286	1.1246
2019/04/09	140401	-4572	-3.2%	242599	-1558	-0.6%	102198	3014	3.0%	383000	-6130	-1.6%	1.1265	1.1297
2019/04/02	144973	5277	3.8%	244157	24183	11.0%	99184	18906	23.6%	389130	29460	8.2%	1.1203	1.1218
2019/03/26	139696	-2004	-1.4%	219974	570	0.3%	80278	2574	3.3%	359670	-1434	-0.4%	1.1276	1.1218
2019/03/19	141700	-10157	-6.7%	219404	-8198	-3.6%	77704	1959	2.6%	361104	-18355	-4.8%	1.1354	1.1301
2019/03/12	151857	-4065	-2.6%	227602	-6486	-2.8%	75745	-2421	-3.1%	379459	-10551	-2.7%	1.1290	1.1326
2019/03/05	155922	12075	8.4%	234088	17786	8.2%	78166	5711	7.9%	390010	29861	8.3%	1.1301	1.1233
2019/02/26	143847	-1915	-1.3%	216302	-4394	-2.0%	72455	-2479	-3.3%	360149	-6309	-1.7%	1.1393	1.1368
2019/02/19	145762	-11408	-7.3%	220696	-374	-0.2%	74934	11034	17.3%	366458	-11782	-3.1%	1.1339	1.1332
2019/02/12	157170	11690	8.0%	221070	23626	12.0%	63900	11936	23.0%	378240	35316	10.3%	1.1330	1.1300
2019/02/05	145480	-1145	-0.8%	197444	4345	2.3%	51964	5490	11.8%	342924	3200	0.9%	1.1406	1.1323
2019/01/29	146625	-2027	-1.4%	193099	3441	1.8%	46474	5468	13.3%	339724	1414	0.4%	1.1435	1.1460
2019/01/22	148652	-3882	-2.5%	189658	4463	2.4%	41006	8345	25.6%	338310	581	0.2%	1.1363	1.1416
2019/01/15	152534	6263	4.3%	185195	-1609	-0.9%	32661	-7872	-19.4%	337729	4654	1.4%	1.1406	1.1365
2019/01/08	146271			186804			40533			333075			1.1441	1.1464

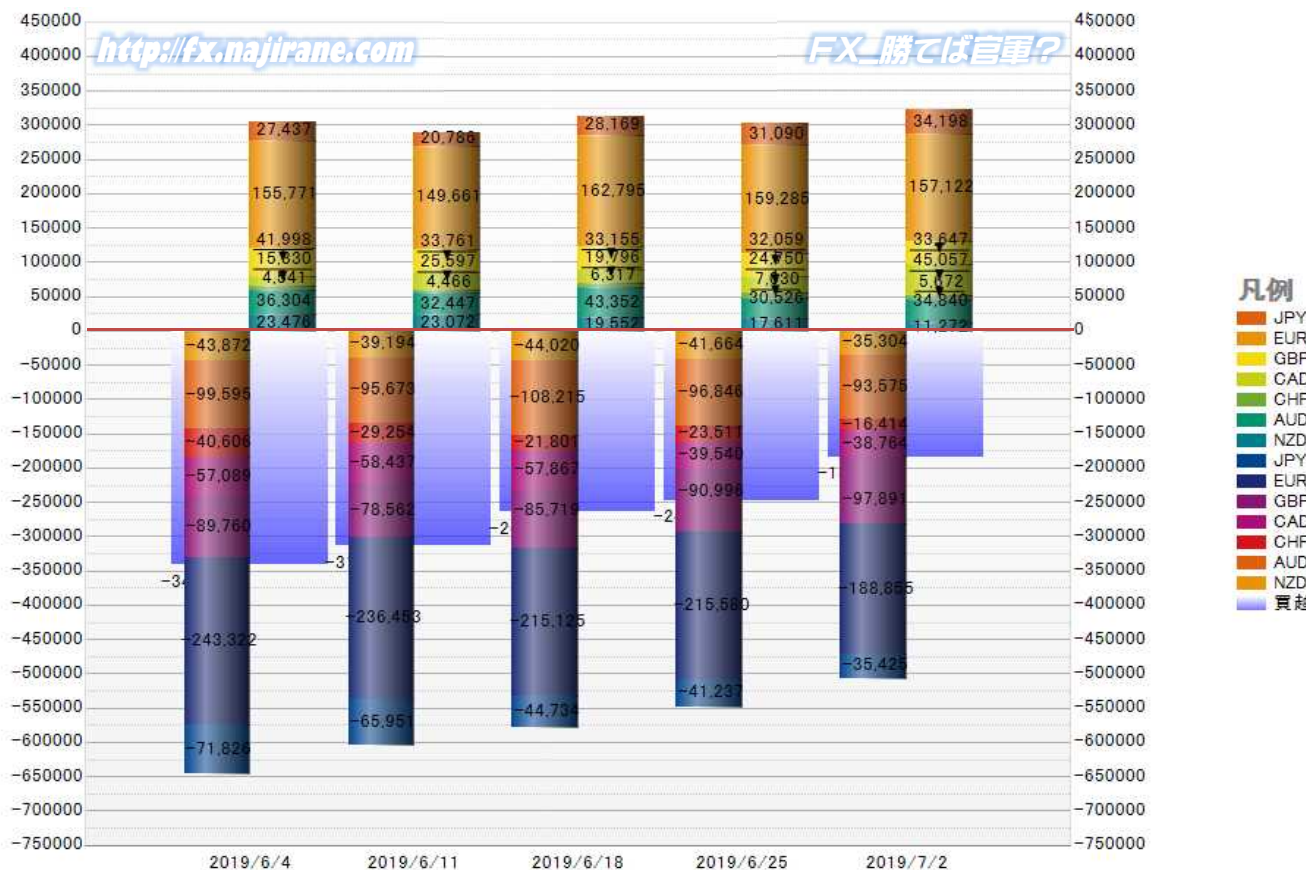
EURO FX - CHICAGO MERCANTILE EXCHANGE
FUTURES ONLY POSITIONS

— 金曜締め最終値 — 火曜締め最終値 — Short枚数 — Long枚数 ■ 売り越し or 買い越し枚数



	2019/06/04			2019/06/11			2019/06/18			2019/06/25			2019/07/02		
	Long	Short	売り越し	Long	Short	売り越し	Long	Short	売り越し	Long	Short	売り越し	Long	Short	売り越し
JPY	27437	71826	44389	20786	65951	45165	28169	44734	16565	31090	41237	10147	34198	35425	1227
	前週比 枚数増減 (枚)			-6651	-5875	776	7383	-21217	-28600	2921	-3497	-6418	3108	-5812	-8920
	前週比 枚数増減 (%)			-24.2%	-8.2%	1.7%	35.5%	-32.2%	-63.3%	10.4%	-7.8%	-38.7%	10.0%	-14.1%	-87.9%
EUR	155771	243322	87551	149661	236453	86792	162795	215125	52330	159285	215580	56295	157122	188855	31733
	前週比 枚数増減 (枚)			-6110	-6869	-759	13134	-21328	-34462	-3510	455	3965	-2163	-26725	-24562
	前週比 枚数増減 (%)			-3.9%	-2.8%	-0.9%	8.8%	-9.0%	-39.7%	-2.2%	0.2%	7.6%	-1.4%	-12.4%	-43.6%
GBP	41998	89760	47762	33761	78562	44801	33155	85719	52564	32059	90996	58937	33647	97891	64244
	前週比 枚数増減 (枚)			-8237	-11198	-2961	-606	7157	7763	-1096	5277	6373	1588	6895	5307
	前週比 枚数増減 (%)			-19.6%	-12.5%	-6.2%	-1.8%	9.1%	17.3%	-3.3%	6.2%	12.1%	5.0%	7.6%	9.0%
AUD	36304	99595	63291	32447	95673	63226	43352	108215	64863	30526	96846	66320	34840	93575	58735
	前週比 枚数増減 (枚)			-3857	-3922	-65	10905	12542	1637	-12826	-11369	1457	4314	-3271	-7585
	前週比 枚数増減 (%)			-10.6%	-3.9%	-0.1%	33.6%	13.1%	2.6%	-29.6%	-10.5%	2.2%	14.1%	-3.4%	-11.4%
CAD	15330	57089	41759	25597	58437	32840	19796	57867	38071	24750	39540	14790	45057	38764	-6293
	前週比 枚数増減 (枚)			10267	1348	-8919	-5801	-570	5231	4954	-18327	-23281	20307	-776	21083
	前週比 枚数増減 (%)			67.0%	2.4%	-21.4%	-22.7%	-1.0%	15.9%	25.0%	-31.7%	-61.2%	82.0%	-2.0%	142.5%
CHF	4541	40606	36065	4466	29254	24788	6317	21801	15484	7030	23511	16481	5672	16414	10742
	前週比 枚数増減 (枚)			-75	-11352	-11277	1851	-7453	-9304	713	1710	997	-1358	-7097	-5739
	前週比 枚数増減 (%)			-1.7%	-28.0%	-31.3%	41.4%	-25.5%	-37.5%	11.3%	7.8%	6.4%	-19.3%	-30.2%	-34.8%
NZD	23476	43872	20396	23072	39194	16122	19552	44020	24468	17611	41664	24053	11272	35304	24032
	前週比 枚数増減 (枚)			-404	-4678	-4274	-3520	4826	8346	-1941	-2356	-415	-6339	-6360	-21
	前週比 枚数増減 (%)			-1.7%	-10.7%	-21.0%	-15.3%	12.3%	51.8%	-9.9%	-5.4%	-1.7%	-36.0%	-15.3%	-0.1%
MXN	172354	48125	-124229	141898	40583	-101315	143640	26834	-116806	154205	39170	-115035	168532	60265	-108267
	前週比 枚数増減 (枚)			-30456	-7542	-22914	1742	-13749	15491	10565	12336	-1771	14327	21095	-6768
	前週比 枚数増減 (%)			-17.7%	-15.7%	-18.4%	1.2%	-33.9%	15.3%	7.4%	46.0%	-1.5%	9.3%	53.9%	-5.9%
Total All 8	477211	694195	216984	431688	644107	212419	456776	604315	147539	456556	588544	131988	490340	566493	76153
	前週比 枚数増減 (枚)			-45523	-50088	-4565	25088	-39792	-64880	-220	-15771	-15551	33784	-22051	-55835
	前週比 枚数増減 (%)			-9.5%	-7.2%	-2.1%	5.8%	-6.2%	-30.5%	0.0%	-2.6%	-10.5%	7.4%	-3.7%	-42.3%
Total 7 (MXN除く)	304857	646070	341213	289790	603524	313734	313136	577481	264345	302351	549374	247023	321808	506228	184420
	前週比 枚数増減 (枚)			-15067	-42546	-27479	23346	-26043	-49389	-10785	-28107	-17322	19457	-43146	-62603
	前週比 枚数増減 (%)			-4.9%	-6.6%	-8.1%	8.1%	-4.3%	-15.7%	-3.4%	-4.9%	-6.6%	6.4%	-7.9%	-25.3%

直近5週 CFTC IMM主要7通貨の構成

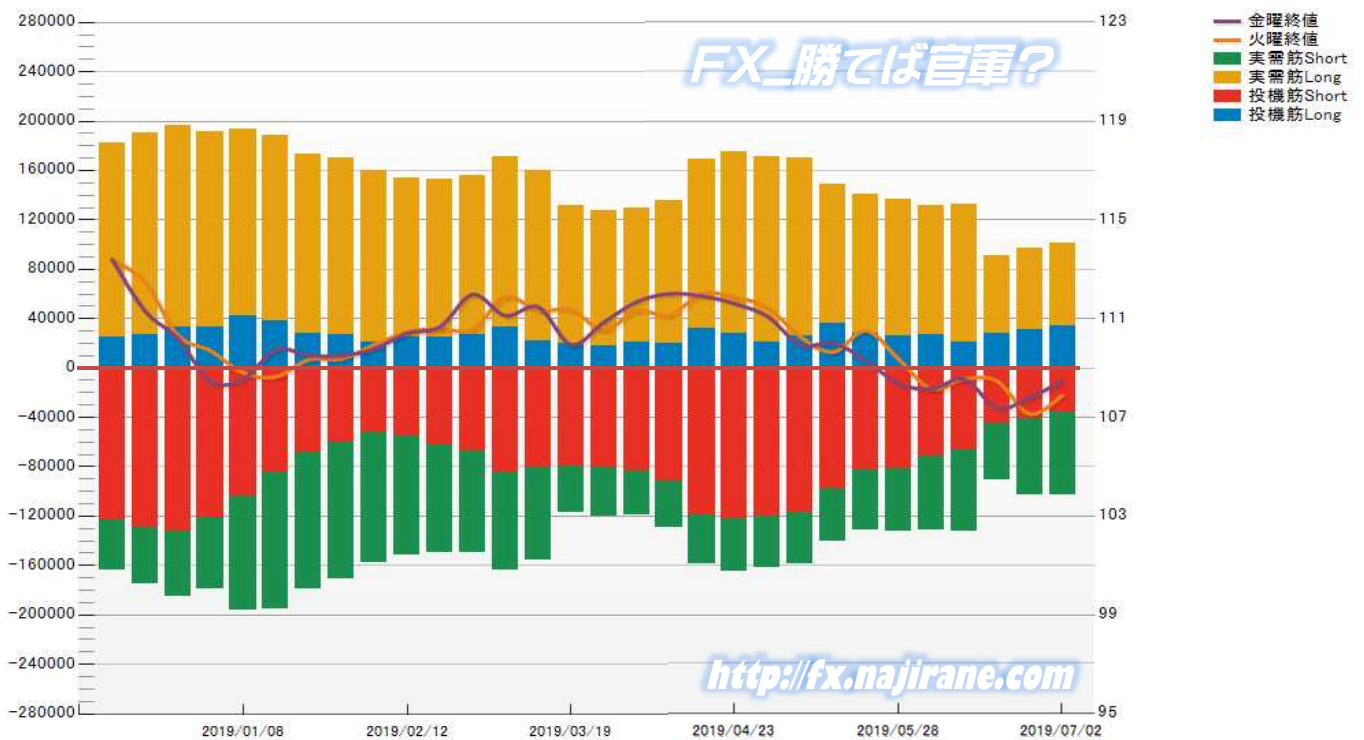


JAPANESE YEN - CHICAGO MERCANTILE EXCHANGE
FUTURES ONLY POSITIONS

Code-097741
2019/07/05 公表値

Date	投機筋集計				実需筋集計				投機筋+実需筋合計				ドル円終値	
	円買い	円売り	売り越し	売買計	円買い	円売り	売り越し	売買計	円買い	円売り	売り越し	売買計	火曜締め	金曜締め
2019/07/02	34198	35425	1227	69623	66542	67869	1327	134411	100740	103294	2554	204034	107.90	108.49
2019/06/25	31090	41237	10147	72327	65772	61991	-3781	127763	96862	103228	6366	200090	107.14	107.81
2019/06/18	28169	44734	16565	72903	63256	45768	-17488	109024	91425	90502	-923	181927	108.47	107.38
2019/06/11	20786	65951	45165	86737	112117	66547	-45570	178664	132903	132498	-405	265401	108.56	108.55
2019/06/04	27437	71826	44389	99263	104461	59919	-44542	164380	131898	131745	-153	263643	108.15	108.16
2019/05/28	25803	81380	55577	107183	110775	51158	-59617	161933	136578	132538	-4040	269116	109.36	108.37
2019/05/21	27540	82732	55192	110272	113574	48957	-64617	162531	141114	131689	-9425	272803	110.52	109.30
2019/05/14	35915	97495	61580	133410	112901	43105	-69796	156006	148816	140600	-8216	289416	109.65	110.02
2019/05/07	25869	117586	91717	143455	144412	40862	-103550	185274	170281	158448	-11833	328729	110.27	109.93
2019/04/30	20578	120177	99599	140755	150553	41944	-108609	192497	171131	162121	-9010	333252	111.45	111.09
2019/04/23	28121	122535	94414	150656	146962	42469	-104493	189431	175083	165004	-10079	340087	111.87	111.61
2019/04/16	31807	118913	87106	150720	137180	39680	-97500	176860	168987	158593	-10394	327580	112.02	111.92
2019/04/09	19914	91434	71520	111348	115660	38131	-77529	153791	135574	129565	-6009	265139	111.14	112.01
2019/04/02	20462	83203	62741	103665	109231	36315	-72916	145546	129693	119518	-10175	249211	111.33	111.68
2019/03/26	18323	80444	62121	98767	109519	39727	-69792	149246	127842	120171	-7671	248013	110.53	110.85
2019/03/19	20081	79302	59221	99383	111481	37929	-73552	149410	131562	117231	-14331	248793	111.37	109.95
2019/03/12	22144	80925	58781	103069	137778	74489	-63289	212267	159922	155414	-4508	315336	111.32	111.48
2019/03/05	33421	84727	51306	118148	137804	79142	-58662	216946	171225	163869	-7356	335094	111.89	111.12
2019/02/26	27365	67019	39654	94384	128100	82476	-45624	210576	155465	149495	-5970	304960	110.57	111.98
2019/02/19	24844	62305	37461	87149	128168	87695	-40473	215863	153012	150000	-3012	303012	110.59	110.67
2019/02/12	24541	55283	30742	79824	129601	95886	-33715	225487	154142	151169	-2973	305311	110.47	110.41
2019/02/05	20752	52162	31410	72914	138872	105949	-32923	244821	159624	158111	-1513	317735	109.95	109.78
2019/01/29	27001	60346	33345	87347	142933	110842	-32091	253775	169934	171188	1254	341122	109.37	109.51
2019/01/22	28403	68070	39667	96473	145235	111292	-33943	256527	173638	179362	5724	353000	109.34	109.52
2019/01/15	38686	85107	46421	123793	149550	110131	-39419	259681	188236	195238	7002	383474	108.65	109.75
2019/01/08	42727	104041	61314	146768	151121	92295	-58826	243416	193848	196336	2488	390184	108.81	108.56
2018/12/31	32712	121335	88623	154047	158287	57213	-101074	215500	190999	178548	-12451	369547	109.70	108.45
2018/12/24	33281	132370	99089	165651	162784	52498	-110286	215282	196065	184868	-11197	380933	110.33	110.21
2018/12/18	26957	129728	102771	156685	163202	45003	-118199	208205	190159	174731	-15428	364890	112.48	111.31
2018/12/11	25495	123101	97606	148596	156500	40509	-115991	197009	181995	163610	-18385	345605	113.40	113.39

JAPANESE YEN - CHICAGO MERCANTILE EXCHANGE
FUTURES ONLY POSITIONS Code-097741

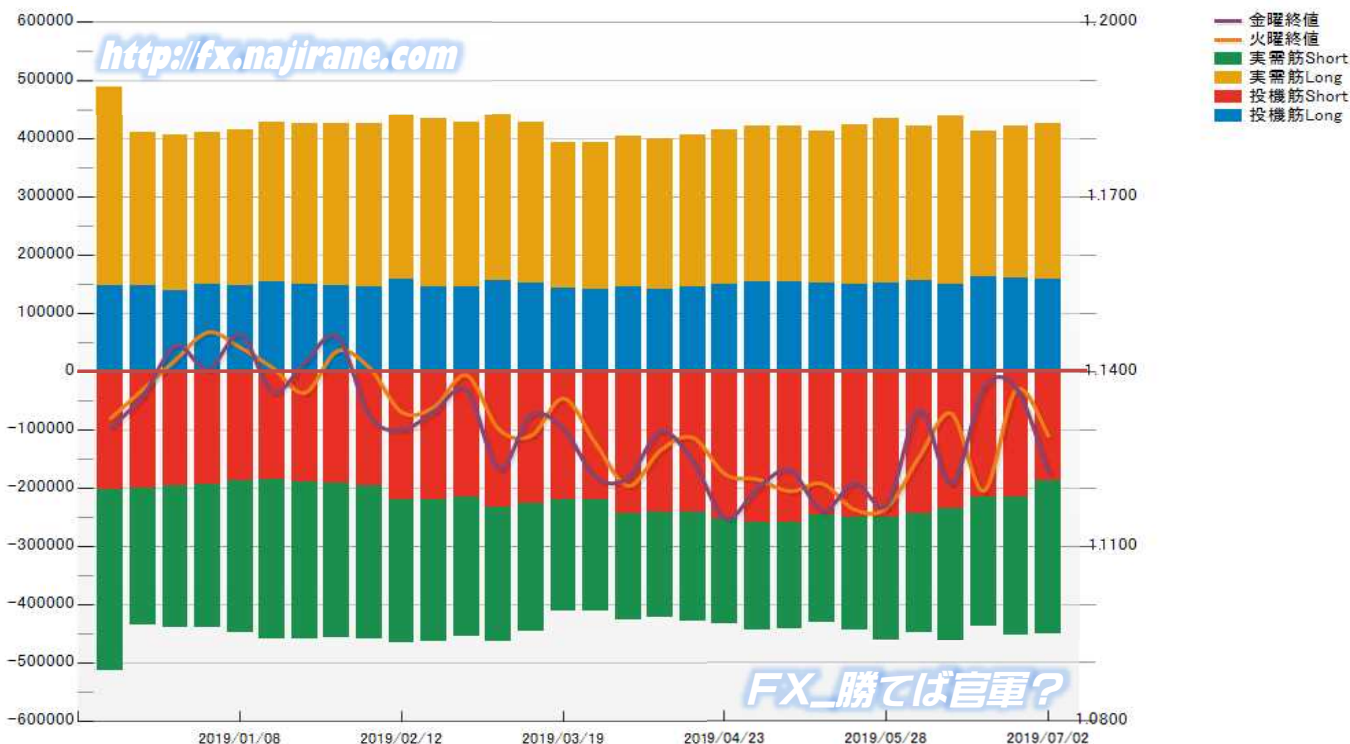


EURO FX - CHICAGO MERCANTILE EXCHANGE
FUTURES ONLY POSITIONS

Code-099741
2019/07/05 公表値

Date	投機筋集計				実需筋集計				投機筋+実需筋合計				ユーロドル終値	
	EUR買い	EUR売り	売り越し	売買計	EUR買い	EUR売り	売り越し	売買計	EUR買い	EUR売り	売り越し	売買計	火曜締め	金曜締め
2019/07/02	157122	188855	31733	345977	268544	261228	-7316	529772	425666	450083	24417	875749	1.1290	1.1226
2019/06/25	159285	215580	56295	374865	262025	238416	-23609	500441	421310	453996	32686	875306	1.1369	1.1371
2019/06/18	162795	215125	52330	377920	250067	222928	-27139	472995	412862	438053	25191	850915	1.1195	1.1372
2019/06/11	149661	236453	86792	386114	289197	227051	-62146	516248	438858	463504	24646	902362	1.1327	1.1207
2019/06/04	155771	243322	87551	399093	266118	205562	-60556	471680	421889	448884	26995	870773	1.1254	1.1334
2019/05/28	151129	250820	99691	401949	283460	211782	-71678	495242	434589	462602	28013	897191	1.1166	1.1171
2019/05/21	149873	250975	101102	400848	272597	194394	-78203	466991	422470	445369	22899	867839	1.1163	1.1208
2019/05/14	150681	245982	95301	396663	262186	186402	-75784	448588	412867	432384	19517	845251	1.1207	1.1161
2019/05/07	152633	258738	106105	411371	269233	184489	-84744	453722	421866	443227	21361	865093	1.1194	1.1231
2019/04/30	153821	259365	105544	413186	266740	184120	-82620	450860	420561	443485	22924	864046	1.1215	1.1199
2019/04/23	148331	253749	105418	402080	265335	179383	-85952	444718	413666	433132	19466	846798	1.1223	1.1148
2019/04/16	144867	242890	98023	387757	260967	186481	-74486	447448	405834	429371	23537	835205	1.1286	1.1246
2019/04/09	140401	242599	102198	383000	258102	180785	-77317	438887	398503	423384	24881	821887	1.1265	1.1297
2019/04/02	144973	244157	99184	389130	258809	183599	-75210	442408	403782	427756	23974	831538	1.1203	1.1218
2019/03/26	139696	219974	80278	359670	252484	191685	-60799	444169	392180	411659	19479	803839	1.1276	1.1218
2019/03/19	141700	219404	77704	361104	251905	191673	-60232	443578	393605	411077	17472	804682	1.1354	1.1301
2019/03/12	151857	227602	75745	379459	276601	219607	-56994	496208	428458	447209	18751	875667	1.1290	1.1326
2019/03/05	155922	234088	78166	390010	284662	230006	-54656	514668	440584	464094	23510	904678	1.1301	1.1233
2019/02/26	143847	216302	72455	360149	282780	238939	-43841	521719	426627	455241	28614	881868	1.1393	1.1368
2019/02/19	145762	220696	74934	366458	289392	244078	-45314	533470	435154	464774	29620	899928	1.1339	1.1332
2019/02/12	157170	221070	63900	378240	283224	245708	-37516	528932	440394	466778	26384	907172	1.1330	1.1300
2019/02/05	145480	197444	51964	342924	280451	261152	-19299	541603	425931	458596	32665	884527	1.1406	1.1323
2019/01/29	146625	193099	46474	339724	278577	263384	-15193	541961	425202	456483	31281	881685	1.1435	1.1460
2019/01/22	148652	189658	41006	338310	276892	270757	-6135	547649	425544	460415	34871	885959	1.1363	1.1416
2019/01/15	152534	185195	32661	337729	274438	273918	-520	548356	426972	459113	32141	886085	1.1406	1.1365
2019/01/08	146271	186804	40533	333075	269050	261525	-7525	530575	415321	448329	33008	863650	1.1441	1.1464
2018/12/31	148288	194936	46648	343224	262426	244448	-17978	506874	410714	439384	28670	850098	1.1467	1.1403
2018/12/24	139059	197514	58455	336573	267531	243588	-23943	511119	406590	441102	34512	847692	1.1420	1.1444
2018/12/18	147654	200778	53124	348432	262111	233982	-28129	496093	409765	434760	24995	844525	1.1370	1.1359
2018/12/11	146082	202369	56287	348451	341484	312735	-28749	654219	487566	515104	27538	1002670	1.1320	1.1303

EURO FX - CHICAGO MERCANTILE EXCHANGE
FUTURES ONLY POSITIONS Code-099741

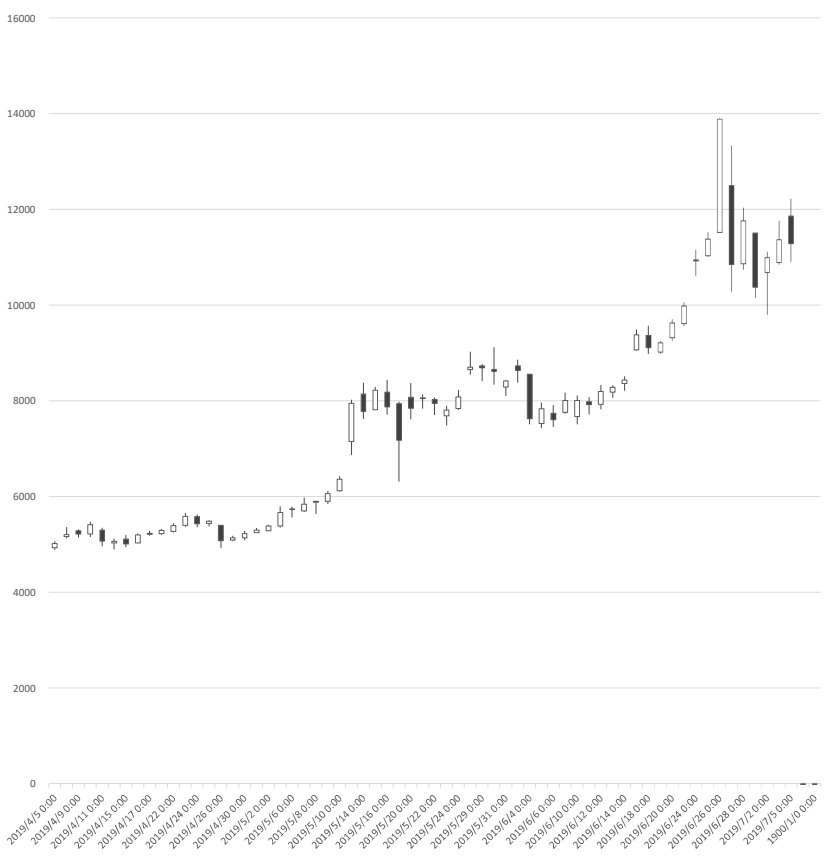


Bitcoin CME Futures

※取引単位=5ビットコイン (CME CFビットコイン参考基準レート=BRRを対象)

Date	Open	High	Low	Close	Volume	OpenInt
2019-04-05	4935	5070	4890	5020	9769	4237
2019-04-08	5165	5370	5130	5210	16807	4510
2019-04-09	5290	5320	5150	5220	9233	4443
2019-04-10	5220	5480	5160	5415	8223	4575
2019-04-11	5300	5355	4965	5075	11873	4525
2019-04-12	5030	5125	4900	5065	8283	4489
2019-04-15	5110	5200	4945	5010	10339	4310
2019-04-16	5030	5235	5025	5200	7228	4324
2019-04-17	5215	5285	5185	5235	7312	4321
2019-04-18	5230	5325	5235	5295	6752	4351
2019-04-22	5275	5450	5255	5395	10538	4316
2019-04-23	5400	5665	5375	5590	11569	4313
2019-04-24	5580	5625	5370	5435	13089	4133
2019-04-25	5440	5510	5380	5490	4864	3940
2019-04-26	5400	5400	4930	5080	9024	3523
2019-04-29	5095	5185	5070	5140	3737	3722
2019-04-30	5140	5285	5090	5230	4333	3817
2019-05-01	5250	5350	5250	5300	3734	3799
2019-05-02	5285	5415	5280	5390	4839	4003
2019-05-03	5390	5800	5355	5670	13972	4145
2019-05-06	5735	5795	5565	5745	7327	4155
2019-05-07	5700	5985	5685	5845	10657	4388
2019-05-08	5885	5915	5640	5900	7475	4532
2019-05-09	5905	6120	5850	6065	7494	4838
2019-05-10	6125	6430	6110	6365	10410	4849
2019-05-13	7150	8030	6870	7950	33677	4892
2019-05-14	8145	8385	7630	7780	28460	4447
2019-05-15	7815	8300	7815	8225	13958	4522
2019-05-16	8185	8445	7715	7875	20683	4596
2019-05-17	7940	7990	6320	7180	16734	4556
2019-05-20	8075	8380	7620	7850	16277	4666
2019-05-21	8065	8140	7840	8050	8295	4650
2019-05-22	8030	8075	7710	7950	11235	4599
2019-05-23	7685	7900	7485	7810	11385	4585
2019-05-24	7845	8230	7815	8085	12613	4804
2019-05-28	8660	9035	8550	8705	21295	5190
2019-05-29	8730	8775	8420	8690	13969	4822
2019-05-30	8660	9125	8345	8620	15196	4861
2019-05-31	8290	8440	8100	8414	8880	4606
2019-06-03	8730	8865	8385	8640	4865	4578
2019-06-04	8565	8960	7515	7625	12447	4436
2019-06-05	7525	7970	7435	7835	2990	4425
2019-06-06	7745	7915	7460	7610	4740	4242
2019-06-07	7765	8175	7735	8010	3332	4551
2019-06-10	7675	8115	7515	8010	3673	4423
2019-06-11	7980	8085	7720	7920	3305	4434
2019-06-12	7930	8340	7830	8195	4430	4609
2019-06-13	8180	8330	8070	8285	2330	4691
2019-06-14	8365	8515	8215	8440	2485	4668
2019-06-17	9065	9495	9055	9380	8284	5311
2019-06-18	9365	9575	8985	9115	7744	5391
2019-06-19	9020	9255	8985	9210	2549	5417
2019-06-20	9390	9705	9260	9625	6081	5827
2019-06-21	9615	10060	9560	9980	7940	6013
2019-06-24	10925	11160	10615	10945	11530	5997
2019-06-25	11035	11525	11010	11380	12356	6021
2019-06-26	11520	13915	11520	13885	26491	6069
2019-06-27	12500	13340	10285	10855	29225	5805
2019-06-28	10865	12045	10745	11764	10280	5614
2019-07-01	11505	11505	10150	10375	10496	5751
2019-07-02	10685	11120	9805	10990	7615	5839
2019-07-03	10890	11765	10855	11370	7346	5745
2019-07-05	11860	12230	10910	11285	9484	0
1900-01-00	0	0	0	0	0	0
1900-01-00	0	0	0	0	0	0

Bitcoin CME Futures



Bitcoin CME Futures 限月別

※取引単位=5ビットコイン (CME CFビットコイン参考基準レート=BRRを対象)

Date	Total		2019/6		2019/7		2019/8		2019/9		2019/12	
	Close	Volume	Close_6	Volume_6	Close_7	Volume_7	Close_8	Volume_8	Close_9	Volume_9	Close_12	Volume_12
2019-04-05	5020	9769	5015	614	0	0	0	0	5005	22	0	0
2019-04-08	5210	16807	5215	235	0	0	0	0	5230	7	0	0
2019-04-09	5220	9233	5220	90	0	0	0	0	5230	2	0	0
2019-04-10	5415	8223	5415	124	0	0	0	0	5425	3	0	0
2019-04-11	5075	11873	5075	176	0	0	0	0	5070	35	0	0
2019-04-12	5065	8283	5065	102	0	0	0	0	5065	16	0	0
2019-04-15	5010	10339	5010	107	0	0	0	0	5025	14	0	0
2019-04-16	5200	7228	5200	125	0	0	0	0	5205	13	0	0
2019-04-17	5235	7312	5240	153	0	0	0	0	5250	1	0	0
2019-04-18	5295	6752	5305	66	0	0	0	0	5310	3	0	0
2019-04-22	5395	10538	5395	118	0	0	0	0	5400	8	0	0
2019-04-23	5590	11569	5600	297	0	0	0	0	5595	19	0	0
2019-04-24	5435	13089	5435	45	0	0	0	0	5435	43	0	0
2019-04-25	5490	4864	5490	75	0	0	0	0	5485	16	0	0
2019-04-26	5080	9024	5080	297	0	0	0	0	5085	72	0	0
2019-04-29	5140	3737	5140	275	5145	1	0	0	5130	40	0	0
2019-04-30	5230	4333	5230	218	5230	1	0	0	5215	20	0	0
2019-05-01	5300	3734	5290	125	5290	1	0	0	5275	51	0	0
2019-05-02	5390	4839	5385	260	5380	1	0	0	5365	27	0	0
2019-05-03	5670	13972	5675	584	5670	26	0	0	5675	133	0	0
2019-05-06	5745	7327	5740	236	5745	0	0	0	5740	16	0	0
2019-05-07	5845	10657	5840	416	5835	65	0	0	5855	90	0	0
2019-05-08	5900	7475	5895	285	5880	82	0	0	5895	85	0	0
2019-05-09	6065	7494	6055	331	6050	66	0	0	6060	124	0	0
2019-05-10	6365	10410	6360	296	6360	83	0	0	6365	236	0	0
2019-05-13	7950	33677	7945	1887	7950	74	0	0	7990	574	0	0
2019-05-14	7780	28460	7785	1550	7820	213	0	0	7825	325	0	0
2019-05-15	8225	13958	8230	436	8250	84	0	0	8275	30	0	0
2019-05-16	7875	20683	7895	566	7915	71	0	0	7930	80	0	0
2019-05-17	7180	16734	7195	872	7210	161	0	0	7230	236	0	0
2019-05-20	7850	16277	7850	944	7875	54	0	0	7895	84	0	0
2019-05-21	8050	8295	8050	476	8065	21	0	0	8095	20	0	0
2019-05-22	7950	11235	7965	260	7985	57	0	0	8015	84	0	0
2019-05-23	7810	11385	7820	288	7830	47	0	0	7855	58	0	0
2019-05-24	8085	12613	8095	427	8110	139	0	0	8140	44	0	0
2019-05-28	8705	21295	8775	2145	8790	333	0	0	8840	266	0	0
2019-05-29	8690	13969	8755	1876	8765	239	0	0	8790	133	0	0
2019-05-30	8620	15196	8680	3303	8690	315	0	0	8715	132	0	0
2019-05-31	8414	8880	8535	8559	8555	242	0	0	8595	79	0	0
2019-06-03	8640	4865	8640	4641	8660	188	8680	0	8720	36	0	0
2019-06-04	7625	12447	7625	11780	7635	390	7635	46	7665	231	0	0
2019-06-05	7835	2990	7835	2851	7845	107	7855	18	7885	14	0	0
2019-06-06	7610	4740	7610	4391	7620	265	7630	35	7660	149	0	0
2019-06-07	8010	3673	8010	2925	8015	256	8030	49	8055	102	0	0
2019-06-10	8010	3673	8010	3256	8015	296	8035	42	8055	79	0	0
2019-06-11	7920	3305	7920	2537	7925	269	7930	151	7950	348	0	0
2019-06-12	8195	4320	8195	3930	8205	284	8220	46	8245	60	0	0
2019-06-13	8285	2330	8285	2079	8290	136	8310	36	8340	79	0	0
2019-06-14	8440	2485	8440	2084	8455	211	8480	124	8505	66	0	0
2019-06-17	9380	8284	9380	6936	9385	825	9420	250	9455	283	0	0
2019-06-18	9115	7744	9115	6733	9135	687	9170	109	9220	215	0	0
2019-06-19	9210	2549	9210	2222	9230	231	9260	28	9305	68	0	0
2019-06-20	9625	6091	9625	5347	9670	561	9690	109	9735	74	0	0
2019-06-21	9980	7940	9980	6905	10040	638	10090	250	10135	147	0	0
2019-06-24	10945	11530	10945	9902	11115	1048	11165	285	11225	295	0	0
2019-06-25	11380	12356	11380	10348	11635	1563	11695	223	11745	222	0	0
2019-06-26	13885	26491	13885	21394	14145	3776	14210	599	14260	782	0	0
2019-06-27	10855	29225	10855	23272	11095	4871	11155	598	11235	484	0	0
2019-06-28	11764	10280	11764	385	12590	9323	12615	604	12640	353	0	0
2019-07-01	10375	10496	0	0	10375	9774	10460	344	10510	376	10635	2
2019-07-02	10990											

過去5日及び過去4週の4本値と各種ピボット

2019/07/01 ~ 2019/07/05

USD/JPY							Demark								Pivot					Fibonacci Zone							
日足	Open	High	Low	Close	値幅/日	引け形態	真の高値	真の安値	予想高値	予想安値	予想高値	予想安値	StopLoss	Support			Resistance		StopLoss	3-days AVG	Support Zone 2	Support Zone 1	BP	Resistance Zone 1	Resistance Zone 2		
													LBOP	S2	S1	PP	R1	R2	HBOP								
2019/07/01	108.22	108.53	108.10	108.43	43p	陽線引け	-	-	-	-	107.75	107.93	108.18	108.36	108.61	108.78	109.04			107.76 ~ 107.93	108.09 ~ 108.14	108.36	108.57 ~ 108.62	108.78 ~ 108.95			
2019/07/02	108.43	108.47	107.77	107.90	70p	陰線引け	108.47	107.77	108.19	107.48	108.19	107.48	106.92	107.34	107.62	108.05	108.33	108.75	109.03		107.07 ~ 107.34	107.61 ~ 107.70	108.05	108.40 ~ 108.48	108.75 ~ 109.02		
2019/07/03	107.91	107.91	107.54	107.80	37p	陰線引け	107.91	107.54	107.86	107.48	107.86	107.48	107.22	107.38	107.59	107.75	107.96	108.12	108.33	108.05	108.05	Bear	107.24 ~ 107.38	107.52 ~ 107.56	107.75	107.93 ~ 107.98	108.12 ~ 108.26
2019/07/04	107.82	107.84	107.71	107.82	13p	陽線引け	107.84	107.71	107.83	107.70	107.83	107.70	107.60	107.66	107.74	107.79	107.87	107.92	108.00	107.86	Bear	107.61 ~ 107.66	107.71 ~ 107.72	107.79	107.85 ~ 107.87	107.92 ~ 107.97	
2019/07/05	107.82	108.64	107.78	108.49	86p	陽線引け	108.64	107.78	108.99	108.14	108.99	108.14	107.11	107.45	107.97	108.30	108.82	109.16	109.68	107.95	Bull	107.12 ~ 107.45	107.77 ~ 107.87	108.30	108.73 ~ 108.83	109.16 ~ 109.48	
2019/06/10 ~ 2019/06/14	108.47	108.80	108.16	108.55	64p	陰線引け	-	-	-	-	107.57	107.87	108.21	108.50	108.84	109.14	109.48			107.62 ~ 107.87	108.11 ~ 108.18	108.50	108.82 ~ 108.90	109.14 ~ 109.38			
2019/06/17 ~ 2019/06/21	108.51	108.72	107.05	107.38	167p	陰線引け	108.72	107.38	108.05	106.70	108.05	106.38	105.04	106.04	106.71	107.72	108.38	109.39	110.05		105.41 ~ 106.04	106.68 ~ 106.88	107.72	108.55 ~ 108.75	109.39 ~ 110.03		
2019/06/24 ~ 2019/06/28	107.30	108.16	106.78	107.81	138p	陽線引け	108.16	106.78	108.67	107.29	108.67	107.29	105.62	106.20	107.00	107.58	108.38	108.96	109.76	107.93	Bear	105.68 ~ 106.20	106.73 ~ 106.89	107.58	108.27 ~ 108.44	108.96 ~ 109.49	
2019/07/01 ~ 2019/07/05	108.22	108.64	107.54	108.49	110p	陽線引け	108.64	107.54	109.11	108.01	109.11	108.01	106.70	107.12	107.80	108.22	108.90	109.32	110.01	107.84	Bull	106.70 ~ 107.12	107.54 ~ 107.67	108.22	108.77 ~ 108.90	109.32 ~ 109.74	

EUR/JPY							Demark								Pivot					Fibonacci Zone						
日足	Open	High	Low	Close	値幅/日	引け形態	真の高値	真の安値	予想高値	予想安値	予想高値	予想安値	StopLoss	Support			Resistance		StopLoss	3-days AVG	Support Zone 2	Support Zone 1	BP	Resistance Zone 1	Resistance Zone 2	
													LBOP	S2	S1	PP	R1	R2	HBOP							
2019/07/01	123.00	123.34	122.36	122.40	98p	陽線引け	-	-	-	-	121.07	121.71	122.06	122.70	123.04	123.68	124.03			121.34 ~ 121.71	122.09 ~ 122.21	122.70	123.19 ~ 123.31	123.68 ~ 124.06		
2019/07/02	122.40	122.53	121.73	121.82	81p	陽線引け	122.53	121.73	122.18	121.37	122.18	121.37	120.71	121.22	121.52	122.03	122.83	123.13		120.91 ~ 121.22	121.53 ~ 121.62	122.03	122.43 ~ 122.52	122.83 ~ 123.14		
2019/07/03	121.82	121.82	121.32	121.60	50p	陰線引け	121.82	121.32	121.71	121.21	121.71	121.21	120.84	121.08	121.34	121.58	121.84	122.09	122.35	122.10	Bear	120.88 ~ 121.08	121.27 ~ 121.33	121.58	121.83 ~ 121.89	122.09 ~ 122.28
2019/07/04	121.63	121.72	121.54	121.67	17p	陽線引け	121.72	121.54	121.78	121.61	121.78	121.61	121.40	121.47	121.57	121.64	121.74	121.81	121.91	121.75	Bear	121.41 ~ 121.47	121.54 ~ 121.56	121.64	121.73 ~ 121.75	121.81 ~ 121.88
2019/07/05	121.68	121.93	121.61	121.79	32p	陽線引け	121.93	121.61	122.02	121.70	122.02	121.70	121.30	121.45	121.62	121.78	121.95	122.10	122.27	121.67	Bull	121.33 ~ 121.45	121.58 ~ 121.61	121.78	121.94 ~ 121.98	122.10 ~ 122.22
2019/06/10 ~ 2019/06/14	122.88	123.14	121.59	121.65	155p	陰線引け	-	-	-	-	119.56	120.58	121.11	122.13	122.66	123.68	124.21			119.99 ~ 120.58	121.17 ~ 121.35	122.13	122.90 ~ 123.09	123.68 ~ 124.27		
2019/06/17 ~ 2019/06/21	121.65	122.13	120.96	122.11	117p	陰線引け	122.13	120.96	122.39	121.85	122.71	121.53	120.16	120.56	121.34	121.73	122.51	122.90	123.68		120.11 ~ 120.56	121.01 ~ 121.15	121.73	122.32 ~ 122.46	122.90 ~ 123.35	
2019/06/24 ~ 2019/06/28	122.03	122.89	121.66	122.59	123p	陽線引け	122.89	121.66	123.35	122.12	123.35	122.12	120.64	121.15	121.87	122.38	123.10	123.61	124.33	122.08	Bull	120.68 ~ 121.15	121.62 ~ 121.76	122.38	122.99 ~ 123.14	123.61 ~ 124.08
2019/07/01 ~ 2019/07/05	123.00	123.34	121.32	121.79	202p	陽線引け	123.34	121.32	122.57	120.54	122.57	120.54	118.93	120.13	120.96	122.15	122.98	124.17	125.01	122.09	Bull	119.35 ~ 120.13	120.90 ~ 121.14	122.15	123.16 ~ 123.40	124.17 ~ 124.95

EUR/USD							Demark								Pivot					Fibonacci Zone						
日足	Open	High	Low	Close	値幅/日	引け形態	真の高値	真の安値	予想高値	予想安値	予想高値	予想安値	StopLoss	Support			Resistance		StopLoss	3-days AVG	Support Zone 2	Support Zone 1	BP	Resistance Zone 1	Resistance Zone 2	
													LBOP	S2	S1	PP	R1	R2	HBOP							
2019/07/01	1.1366	1.1371	1.1282	1.1288	90p	陽線引け	-	-	-	-	1.1167	1.1224	1.1256	1.1314	1.1346	1.1403	1.1435			1.1190 ~ 1.1224	1.1258 ~ 1.1269	1.1314	1.1358 ~ 1.1369	1.1403 ~ 1.1437		
2019/07/02	1.1288	1.1320	1.1275	1.1290	44p	陽線引け	1.1320	1.1275	1.1327	1.1282	1.1327	1.1282	1.1226	1.1251	1.1270	1.1295	1.1314	1.1339	1.1359		1.1234 ~ 1.1251	1.1267 ~ 1.1273	1.1295	1.1317 ~ 1.1322	1.1339 ~ 1.1356	
2019/07/03	1.1290	1.1309	1.1269	1.1280	41p	陰線引け	1.1309	1.1269	1.1295	1.1254	1.1295	1.1254	1.1222	1.1246	1.1263	1.1286	1.1303	1.1327	1.1344	1.1298	Bear	1.1230 ~ 1.1246	1.1261 ~ 1.1266	1.1286	1.1306 ~ 1.1311	1.1327 ~ 1.1342
2019/07/04	1.1281	1.1295	1.1273	1.1285	22p	陽線引け	1.1295	1.1273	1.1301	1.1279	1.1301	1.1279	1.1252	1.1263	1.1274	1.1284	1.1296	1.1306	1.1317	1.1288	Bear	1.1254 ~ 1.1263	1.1271 ~ 1.1274	1.1284	1.1295 ~ 1.1298	1.1306 ~ 1.1314
2019/07/05	1.1286	1.1290	1.1208	1.1226	82p	陽線引け	1.1290	1.1208	1.1258	1.1176	1.1258	1.1176	1.1111	1.1159	1.1193	1.1241	1.1275	1.1323	1.1357	1.1270	Bear	1.1128 ~ 1.1159	1.1190 ~ 1.1200	1.1241	1.1282 ~ 1.1292	1.1323 ~ 1.1354
2019/06/10 ~ 2019/06/14	1.1328	1.1344	1.1203	1.1207	141p	陰線引け	-	-	-	-	1.1017	1.1110	1.1158	1.1251	1.1299	1.1392	1.1440			1.1056 ~ 1.1110	1.1164 ~ 1.1180	1.1251	1.1321 ~ 1.1338	1.1392 ~ 1.1446		
2019/06/17 ~ 2019/06/21	1.1211	1.1378	1.1182	1.1372	196p	陽線引け	1.1378	1.1182	1.1462	1.1287	1.1473	1.1277	1.1048	1.1115	1.1243	1.1310	1.1439	1.1506	1.1635		1.1040 ~ 1.1115	1.1189 ~ 1.1213	1.1310	1.1408 ~ 1.1432	1.1506 ~ 1.1581	
2019/06/24 ~ 2019/06/28	1.1373	1.1412	1.1345	1.1371	67p	陽線引け	1.1412	1.1345	1.1392	1.1324	1.1392	1.1324	1.1272	1.1308	1.1340	1.1376	1.1407	1.1443	1.1475	1.1312	Bull	1.1283 ~ 1.1308	1.1334 ~ 1.1342	1.1376	1.1410 ~ 1.1418	1.1443 ~ 1.1469
2019/07/01 ~ 2019/07/05	1.1366	1.1371	1.1208	1.1226	164p	陽線引け	1.1371	1.1208	1.1299	1.1135	1.1299	1.1135	1.1002	1.1105	1.1165	1.1268	1.1329	1.1432	1.1492	1.1318	Bear	1.1042 ~ 1.1105	1.1167 ~ 1.1186	1.1268	1.1350 ~ 1.1369	1.1432 ~ 1.1494

GBP/JPY							Demark								Pivot					Fibonacci Zone						
日足	Open	High	Low	Close	値幅/日	引け形態	真の高値	真の安値	予想高値	予想安値	予想高値	予想安値	StopLoss	Support			Resistance		StopLoss	3-days AVG	Support Zone 2	Support Zone 1	BP	Resistance Zone 1	Resistance Zone 2	
													LBOP	S2	S1	PP	R1	R2	HBOP							
2019/07/01	137.41	137.78	136.75	137.05	103p	陰線引け	-	-	-	-	135.57	136.16	136.60	137.19	137.64	138.23	138.67			135.76 ~ 136.16	136.55 ~ 136.68	137.19	137.71 ~ 137.83	138.23 ~ 138.68		
2019/07/02	137.05	137.14	135.85	135.90	129p	陰線引け	137.14	135.85	136.52	135.23	136.52	135.23	134.16	135.00	135.45	136.29	136.74	137.58	138.03		134.51 ~ 135.00	135.50 ~ 135.65	136.29	136.94 ~ 137.09	137.58 ~ 138.08	
2019/07/03	135.90	135.91	135.18	135.61	73p	陰線引け	135.91	135.18	135.76	135.03	135.76	135.03	134.49	134.80	135.22	135.57	135.95	136.30	136.68	136.35	Bear	134.56 ~ 135.00	135.11 ~ 135.20	135.57	135.93 ~ 136.02	136.30 ~ 136.58
2019/07/04	135.58	135.72	135.45	135.60	27p																					

IMM扱い8通貨/ダウ/日経/金/オイル/主要クロス円の過去5日及び過去5週の4本値

AUDUSD 5					CADUSD 5					CHFUSD 5				
Date	Open	High	Low	Close	Date	Open	High	Low	Close	Date	Open	High	Low	Close
2019/07/05	0.7024	0.7029	0.6958	0.6980	2019/07/05	0.7664	0.7665	0.7612	0.7648	2019/07/05	1.0153	1.0157	1.0069	1.0083
2019/07/04	0.7034	0.7048	0.7016	0.7024	2019/07/04	0.7657	0.7670	0.7646	0.7664	2019/07/04	1.0137	1.0156	1.0132	1.0152
2019/07/03	0.6993	0.7039	0.6986	0.7030	2019/07/03	0.7630	0.7660	0.7623	0.7658	2019/07/03	1.0139	1.0168	1.0128	1.0138
2019/07/02	0.6965	0.7000	0.6962	0.6993	2019/07/02	0.7614	0.7635	0.7611	0.7630	2019/07/02	1.0126	1.0167	1.0112	1.0139
2019/07/01	0.7031	0.7031	0.6956	0.6965	2019/07/01	0.7642	0.7645	0.7607	0.7613	2019/07/01	1.0220	1.0221	1.0117	1.0126

CNYUSD 5					EURUSD 5					GBPUSD 5				
Date	Open	High	Low	Close	Date	Open	High	Low	Close	Date	Open	High	Low	Close
2019/07/05	0.1456	0.1456	0.1454	0.1454	2019/07/05	1.1286	1.1290	1.1208	1.1226	2019/07/05	1.2578	1.2588	1.2481	1.2525
2019/07/04	0.1453	0.1456	0.1453	0.1455	2019/07/04	1.1281	1.1295	1.1273	1.1285	2019/07/04	1.2575	1.2591	1.2569	1.2577
2019/07/03	0.1455	0.1455	0.1451	0.1454	2019/07/03	1.1290	1.1309	1.1269	1.1280	2019/07/03	1.2595	1.2600	1.2558	1.2579
2019/07/02	0.1460	0.1460	0.1453	0.1454	2019/07/02	1.1288	1.1320	1.1275	1.1290	2019/07/02	1.2640	1.2648	1.2585	1.2595
2019/07/01	0.1457	0.1464	0.1457	0.1461	2019/07/01	1.1366	1.1371	1.1282	1.1288	2019/07/01	1.2698	1.2706	1.2632	1.2640

JPYUSD 5					MXNUSD 5					NZDUSD 5				
Date	Open	High	Low	Close	Date	Open	High	Low	Close	Date	Open	High	Low	Close
2019/07/05	0.9275	0.9278	0.9205	0.9218	2019/07/05	5.2604	5.2683	5.2423	5.2577	2019/07/05	0.6690	0.6695	0.6603	0.6626
2019/07/04	0.9275	0.9284	0.9273	0.9275	2019/07/04	5.2573	5.2706	5.2563	5.2604	2019/07/04	0.6707	0.6720	0.6678	0.6690
2019/07/03	0.9267	0.9299	0.9267	0.9276	2019/07/03	5.2500	5.2599	5.2387	5.2573	2019/07/03	0.6676	0.6720	0.6674	0.6705
2019/07/02	0.9223	0.9279	0.9219	0.9268	2019/07/02	5.2343	5.2506	5.2310	5.2500	2019/07/02	0.6672	0.6681	0.6657	0.6676
2019/07/01	0.9240	0.9250	0.9214	0.9223	2019/07/01	5.2217	5.2501	5.2061	5.2343	2019/07/01	0.6722	0.6727	0.6665	0.6672

Nikkei 225 - Japan (NIX)					5	
Date	Open	High	Low	Close	(ドル建て終値)	出来高
2019/07/05	21700.28	21746.38	21647.73	21746.38	200.45	0 932594800
2019/07/04	21709.99	21713.66	21685.18	21702.45	201.29	389853800 821299500
2019/07/03	21684.07	21708.69	21566.82	21638.16	200.72	567018300 1008238700
2019/07/02	21699.43	21784.22	21699.27	21754.27	201.61	564114500 1001428300
2019/07/01	21566.27	21758.34	21559.17	21729.97	200.41	689817500 1201872700
週4本値	21566.27	21784.22	21559.17	21746.38	200.45	(N225銘柄計) (東証一部全体計)

XAUUSD 5				
Date	Open	High	Low	Close
2019/07/05	1415.41	1424.30	1387.04	1400.78
2019/07/04	1419.25	1421.76	1410.38	1415.19
2019/07/03	1421.68	1437.74	1412.53	1418.41
2019/07/02	1383.97	1421.01	1383.39	1418.62
2019/07/01	1398.55	1398.55	1381.89	1384.20
週4本値	1398.55	1437.74	1381.89	1400.78

Dow Jones Industrial - USA (DJIA)					5営業日以内に休業日あり	
Date	Open	High	Low	Close	出来高	
2019/07/05	26867.75	26950.81	26733.33	26922.12	0	
2019/07/03	26832.32	26966.00	26831.44	26966.00	47135213	
2019/07/02	26719.53	26787.56	26632.65	26786.68	61599400	
2019/07/01	26805.86	26890.64	26616.21	26717.43	74795875	
2019/06/28	26605.93	26638.35	26522.27	26599.96	193414082	
週4本値	26605.93	26966.00	26522.27	26922.12		

Historical Data by **Stooq**
 Arrangement by **FX_勝てば官軍?**

Crude Light Oil 5					
Date	Open	High	Low	Close	出来高
2019/07/05	57.04	57.82	56.29	57.51	928705
2019/07/04	57.38	57.56	56.49	56.80	
2019/07/03	56.49	57.48	56.04	57.34	970001
2019/07/02	59.14	59.43	56.09	56.25	1384150
2019/07/01	59.27	60.28	58.34	59.09	1112588
週4本値	59.27	60.28	56.04	57.51	

USDJPY 5					EURJPY 5					GBPJPY 5				
日付	始値	高値	安値	終値	日付	始値	高値	安値	終値	日付	始値	高値	安値	終値
2019/07/05	107.82	108.64	107.78	108.49	2019/07/05	121.68	121.93	121.61	121.79	2019/07/05	135.60	136.05	135.49	135.88
2019/07/04	107.82	107.84	107.71	107.82	2019/07/04	121.63	121.72	121.54	121.67	2019/07/04	135.58	135.72	135.45	135.60
2019/07/03	107.91	107.91	107.54	107.80	2019/07/03	121.82	121.82	121.32	121.60	2019/07/03	135.90	135.91	135.18	135.61
2019/07/02	108.43	108.47	107.77	107.90	2019/07/02	122.40	122.53	121.73	121.82	2019/07/02	137.05	137.14	135.85	135.90
2019/07/01	108.22	108.53	108.10	108.43	2019/07/01	123.00	123.34	122.36	122.40	2019/07/01	137.41	137.78	136.75	137.05

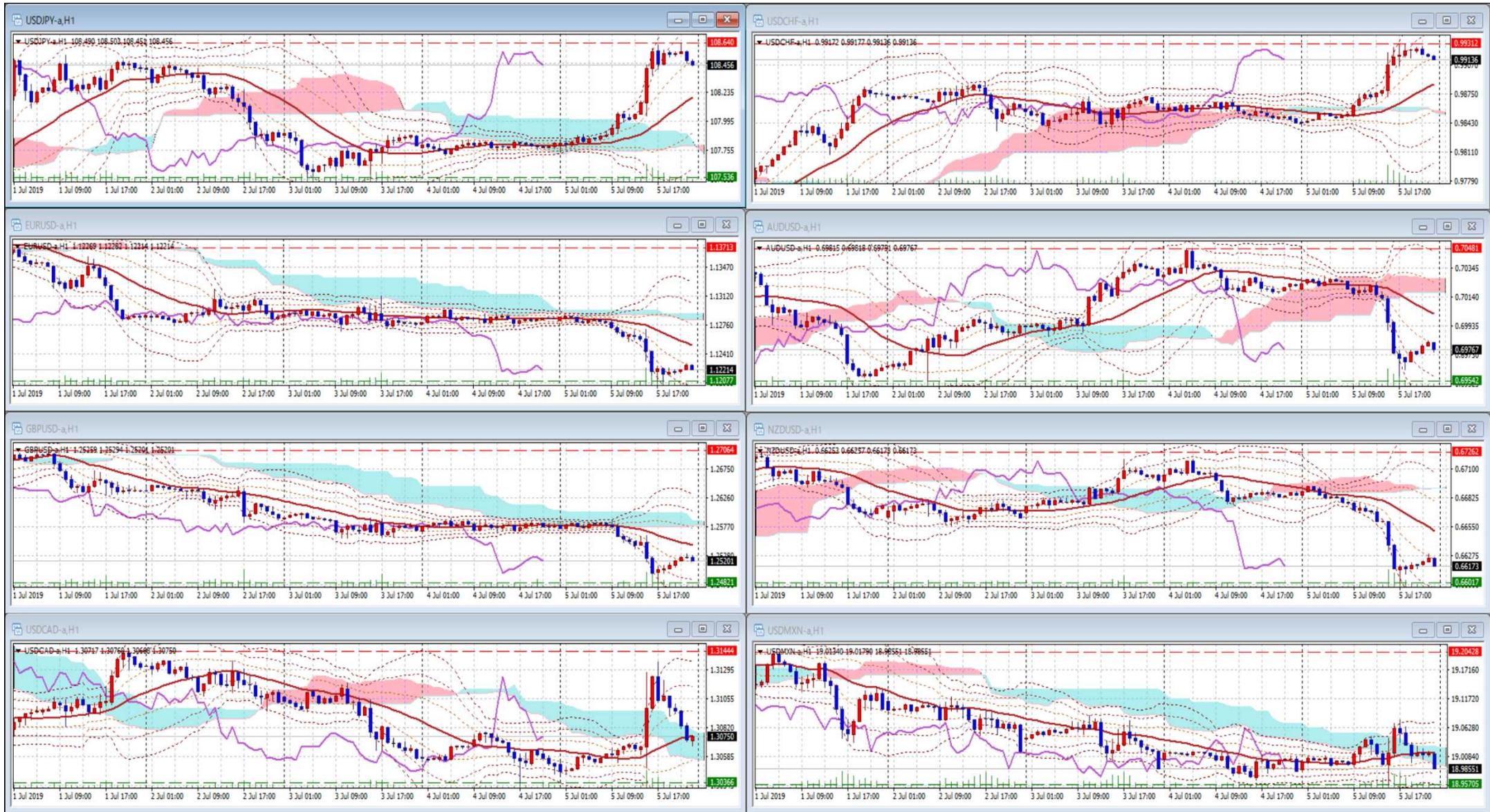
USDJPY Weekly 28					EURJPY Weekly 28					GBPJPY Weekly 28				
日付	始値	高値	安値	終値	日付	始値	高値	安値	終値	日付	始値	高値	安値	終値
2019/07/05	108.22	108.64	107.54	108.49	2019/07/05	123.00	123.34	121.32	121.79	2019/07/05	137.41	137.78	135.18	135.88
2019/06/28	107.30	108.16	106.78	107.81	2019/06/28	122.03	122.89	121.66	122.59	2019/06/28	136.68	137.33	135.81	136.90
2019/06/21	108.51	108.72	107.05	107.38	2019/06/21	121.65	122.13	120.96	122.11	2019/06/21	136.59	137.18	135.38	136.84
2019/06/14	108.47	108.80	108.16	108.55	2019/06/14	122.88	123.14	121.59	121.65	2019/06/14	138.13	138.33	136.52	136.57
2019/06/07	108.32	108.61	107.82	108.16	2019/06/07	120.97	122.72	120.79	122.59	2019/06/07	136.87	138.16	136.57	137.74

先週のIMM取り扱い対ドル8通貨チャート

※ 赤点線は週最高値/青天線は週最低値、BB中心線はSMA21

2019/07/01 ~ 2019/07/05

Chart by OANDA Japan MetaTrader4



Pivot Maker Ver 3.0 by FX_勝てば官軍?

<http://fx.najirane.com>