

JAPANESE YEN - CHICAGO MERCANTILE EXCHANGE

Code-097741

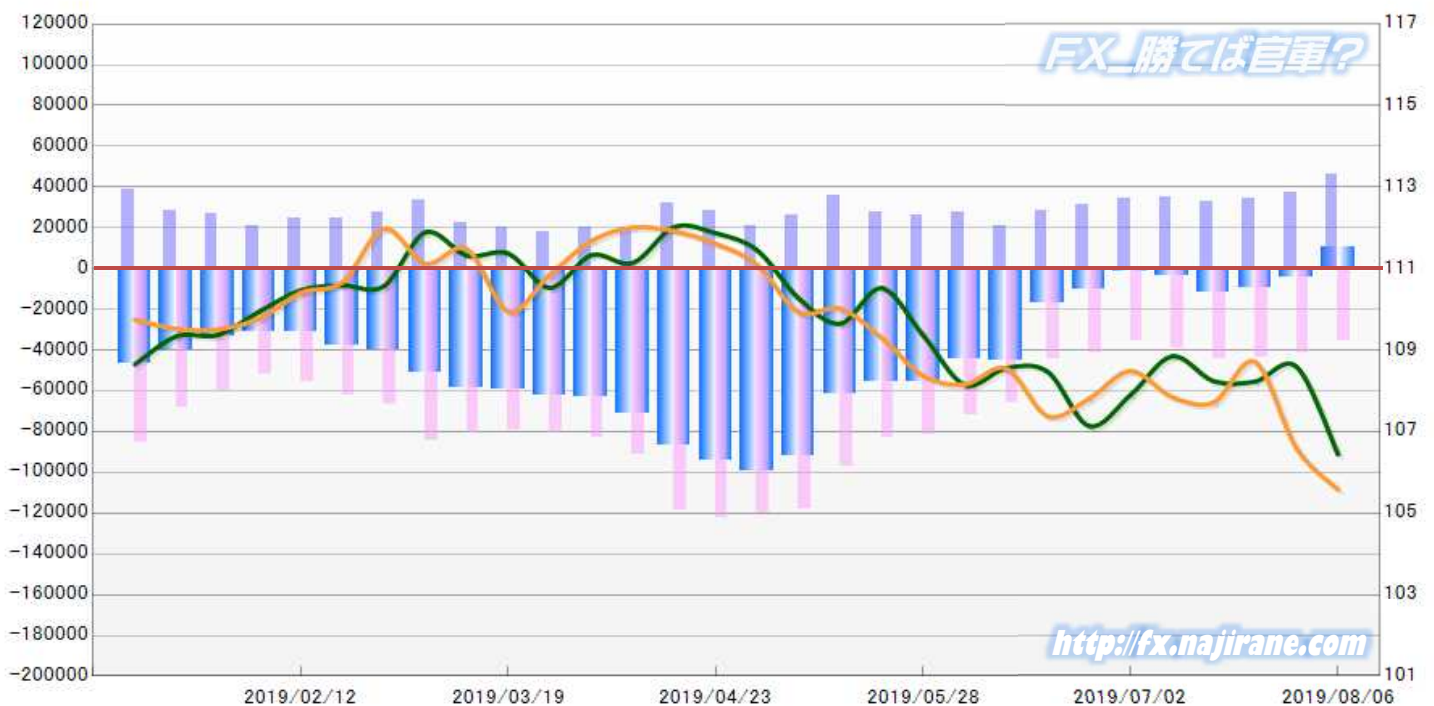
2019/02/12 ~ 2019/08/06

2019/08/09 NYクローズ時公表値

Report_Date	Non Commercial Positions												火曜日 引け値	金曜日 引け値
	Long	増減	増減(%)	Short	増減	増減(%)	売り越し	増減	増減(%)	売買計	増減	増減(%)		
2019/08/06	46225	9197	24.8%	35664	-5582	-13.5%	-10561	-14779	-350.4%	81889	3615	4.6%	106.44	105.58
2019/07/30	37028	2386	6.9%	41246	-2773	-6.3%	4218	-5159	-55.0%	78274	-387	-0.5%	108.59	106.59
2019/07/23	34642	1737	5.3%	44019	-266	-0.6%	9377	-2003	-17.6%	78661	1471	1.9%	108.23	108.71
2019/07/16	32905	-2441	-6.9%	44285	5288	13.6%	11380	7729	211.7%	77190	2847	3.8%	108.24	107.72
2019/07/09	35346	1148	3.4%	38997	3572	10.1%	3651	2424	197.6%	74343	4720	6.8%	108.85	107.85
2019/07/02	34198	3108	10.0%	35425	-5812	-14.1%	1227	-8920	-87.9%	69623	-2704	-3.7%	107.90	108.49
2019/06/25	31090	2921	10.4%	41237	-3497	-7.8%	10147	-6418	-38.7%	72327	-576	-0.8%	107.14	107.81
2019/06/18	28169	7383	35.5%	44734	-21217	-32.2%	16565	-28600	-63.3%	72903	-13834	-15.9%	108.47	107.38
2019/06/11	20786	-6651	-24.2%	65951	-5875	-8.2%	45165	776	1.7%	86737	-12526	-12.6%	108.56	108.55
2019/06/04	27437	1634	6.3%	71826	-9554	-11.7%	44389	-11188	-20.1%	99263	-7920	-7.4%	108.15	108.16
2019/05/28	25803	-1737	-6.3%	81380	-1352	-1.6%	55577	385	0.7%	107183	-3089	-2.8%	109.36	108.37
2019/05/21	27540	-8375	-23.3%	82732	-14763	-15.1%	55192	-6388	-10.4%	110272	-23138	-17.3%	110.52	109.30
2019/05/14	35915	10046	38.8%	97495	-20091	-17.1%	61580	-30137	-32.9%	133410	-10045	-7.0%	109.65	110.02
2019/05/07	25869	5291	25.7%	117586	-2591	-2.2%	91717	-7882	-7.9%	143455	2700	1.9%	110.27	109.93
2019/04/30	20578	-7543	-26.8%	120177	-2358	-1.9%	99599	5185	5.5%	140755	-9901	-6.6%	111.45	111.09
2019/04/23	28121	-3686	-11.6%	122535	3622	3.0%	94414	7308	8.4%	150656	-64	0.0%	111.87	111.61
2019/04/16	31807	11893	59.7%	118913	27479	30.1%	87106	15586	21.8%	150720	39372	35.4%	112.02	111.92
2019/04/09	19914	-548	-2.7%	91434	8231	9.9%	71520	8779	14.0%	111348	7683	7.4%	111.14	112.01
2019/04/02	20462	2139	11.7%	83203	2759	3.4%	62741	620	1.0%	103665	4898	5.0%	111.33	111.68
2019/03/26	18323	-1758	-8.8%	80444	1142	1.4%	62121	2900	4.9%	98767	-616	-0.6%	110.53	110.85
2019/03/19	20081	-2063	-9.3%	79302	-1623	-2.0%	59221	440	0.7%	99383	-3686	-3.6%	111.37	109.95
2019/03/12	22144	-11277	-33.7%	80925	-3802	-4.5%	58781	7475	14.6%	103069	-15079	-12.8%	111.32	111.48
2019/03/05	33421	6056	22.1%	84727	17708	26.4%	51306	11652	29.4%	118148	23764	25.2%	111.89	111.12
2019/02/26	27365	2521	10.1%	67019	4714	7.6%	39654	2193	5.9%	94384	7235	8.3%	110.57	111.98
2019/02/19	24844	303	1.2%	62305	7022	12.7%	37461	6719	21.9%	87149	7325	9.2%	110.59	110.67
2019/02/12	24541			55283			30742			79824			110.47	110.41

JAPANESE YEN - CHICAGO MERCANTILE EXCHANGE  
FUTURES ONLY POSITIONS

— 金曜終値 — 火曜終値 — Short枚数 — Long枚数 ■ 売り越し or 買い越し枚数



EURO FX - CHICAGO MERCANTILE EXCHANGE

Code-099741

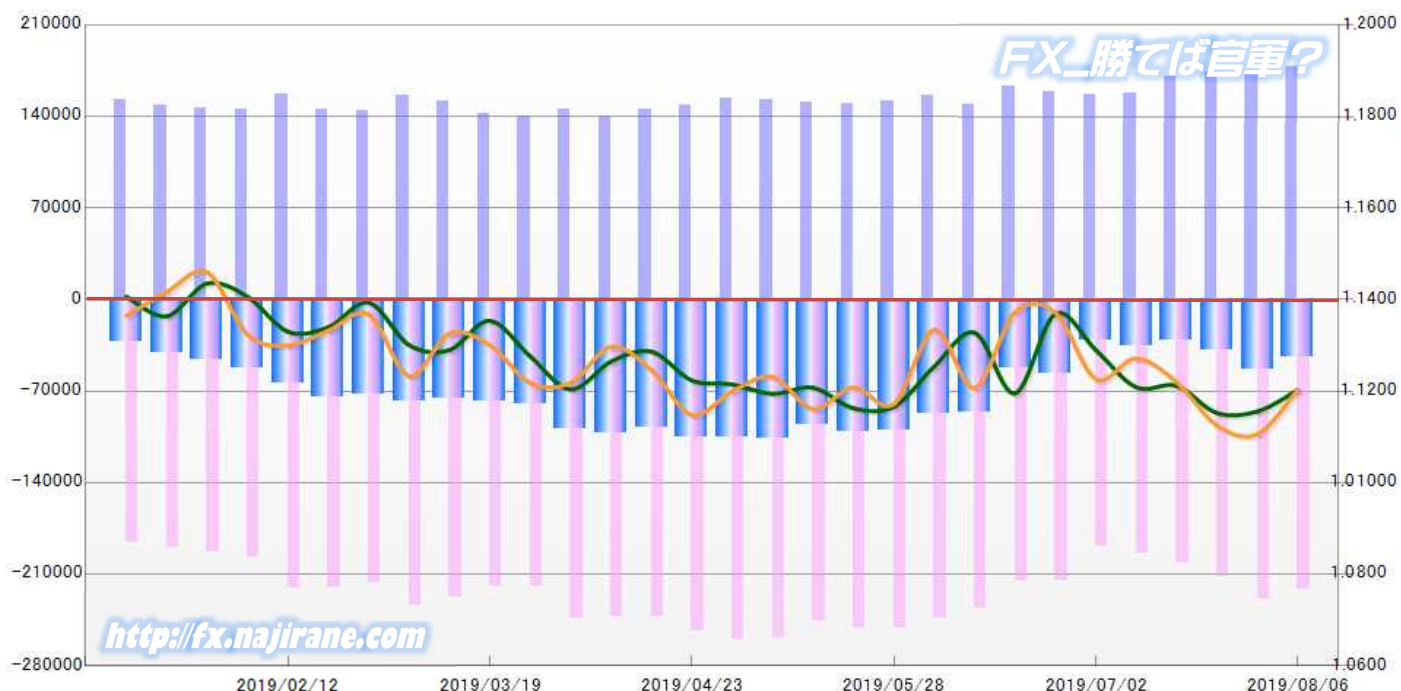
2019/02/12 ~ 2019/08/06

2019/08/09 NYクローズ時公表値

Report_Date	Non Commercial Positions											火曜日 引け値	金曜日 引け値	
	Long	増減		Short	増減		売り越し	増減		売買計	増減			
2019/08/06	177988	2856	1.6%	221998	-7117	-3.1%	44010	-9973	-18.5%	399986	-4261	-1.1%	1.1202	1.1203
2019/07/30	175132	1649	1.0%	229115	16628	7.8%	53983	14979	38.4%	404247	18277	4.7%	1.1155	1.1106
2019/07/23	173483	2996	1.8%	212487	10649	5.3%	39004	7653	24.4%	385970	13645	3.7%	1.1152	1.1125
2019/07/16	170487	12089	7.6%	201838	7575	3.9%	31351	-4514	-12.6%	372325	19664	5.6%	1.1212	1.1219
2019/07/09	158398	1276	0.8%	194263	5408	2.9%	35865	4132	13.0%	352661	6684	1.9%	1.1208	1.1271
2019/07/02	157122	-2163	-1.4%	188855	-26725	-12.4%	31733	-24562	-43.6%	345977	-28888	-7.7%	1.1290	1.1226
2019/06/25	159285	-3510	-2.2%	215580	455	0.2%	56295	3965	7.6%	374865	-3055	-0.8%	1.1369	1.1371
2019/06/18	162795	13134	8.8%	215125	-21328	-9.0%	52330	-34462	-39.7%	377920	-8194	-2.1%	1.1195	1.1372
2019/06/11	149661	-6110	-3.9%	236453	-6869	-2.8%	86792	-759	-0.9%	386114	-12979	-3.3%	1.1327	1.1207
2019/06/04	155771	4642	3.1%	243322	-7498	-3.0%	87551	-12140	-12.2%	399093	-2856	-0.7%	1.1254	1.1334
2019/05/28	151129	1256	0.8%	250820	-155	-0.1%	99691	-1411	-1.4%	401949	1101	0.3%	1.1166	1.1171
2019/05/21	149873	-808	-0.5%	250975	4993	2.0%	101102	5801	6.1%	400848	4185	1.1%	1.1163	1.1208
2019/05/14	150681	-1952	-1.3%	245982	-12756	-4.9%	95301	-10804	-10.2%	396663	-14708	-3.6%	1.1207	1.1161
2019/05/07	152633	-1188	-0.8%	258738	-627	-0.2%	106105	561	0.5%	411371	-1815	-0.4%	1.1194	1.1231
2019/04/30	153821	5490	3.7%	259365	5616	2.2%	105544	126	0.1%	413186	1106	2.8%	1.1215	1.1199
2019/04/23	148331	3464	2.4%	253749	10859	4.5%	105418	7395	7.5%	402080	14323	3.7%	1.1223	1.1148
2019/04/16	144867	4466	3.2%	242890	291	0.1%	98023	-4175	-4.1%	387757	4757	1.2%	1.1286	1.1246
2019/04/09	140401	-4572	-3.2%	242599	-1558	-0.6%	102198	3014	3.0%	383000	-6130	-1.6%	1.1265	1.1297
2019/04/02	144973	5277	3.8%	244157	24183	11.0%	99184	18906	23.6%	389130	29460	8.2%	1.1203	1.1218
2019/03/26	139696	-2004	-1.4%	219974	570	0.3%	80278	2574	3.3%	359670	-1434	-0.4%	1.1276	1.1218
2019/03/19	141700	-10157	-6.7%	219404	-8198	-3.6%	77704	1959	2.6%	361104	-18355	-4.8%	1.1354	1.1301
2019/03/12	151857	-4065	-2.6%	227602	-6486	-2.8%	75745	-2421	-3.1%	379459	-10551	-2.7%	1.1290	1.1326
2019/03/05	155922	12075	8.4%	234088	17786	8.2%	78166	5711	7.9%	390010	29861	8.3%	1.1301	1.1233
2019/02/26	143847	-1915	-1.3%	216302	-4394	-2.0%	72455	-2479	-3.3%	360149	-6309	-1.7%	1.1393	1.1368
2019/02/19	145762	-11408	-7.3%	220696	-374	-0.2%	74934	11034	17.3%	366458	-11782	-3.1%	1.1339	1.1332
2019/02/12	157170			221070			63900			378240			1.1330	1.1300

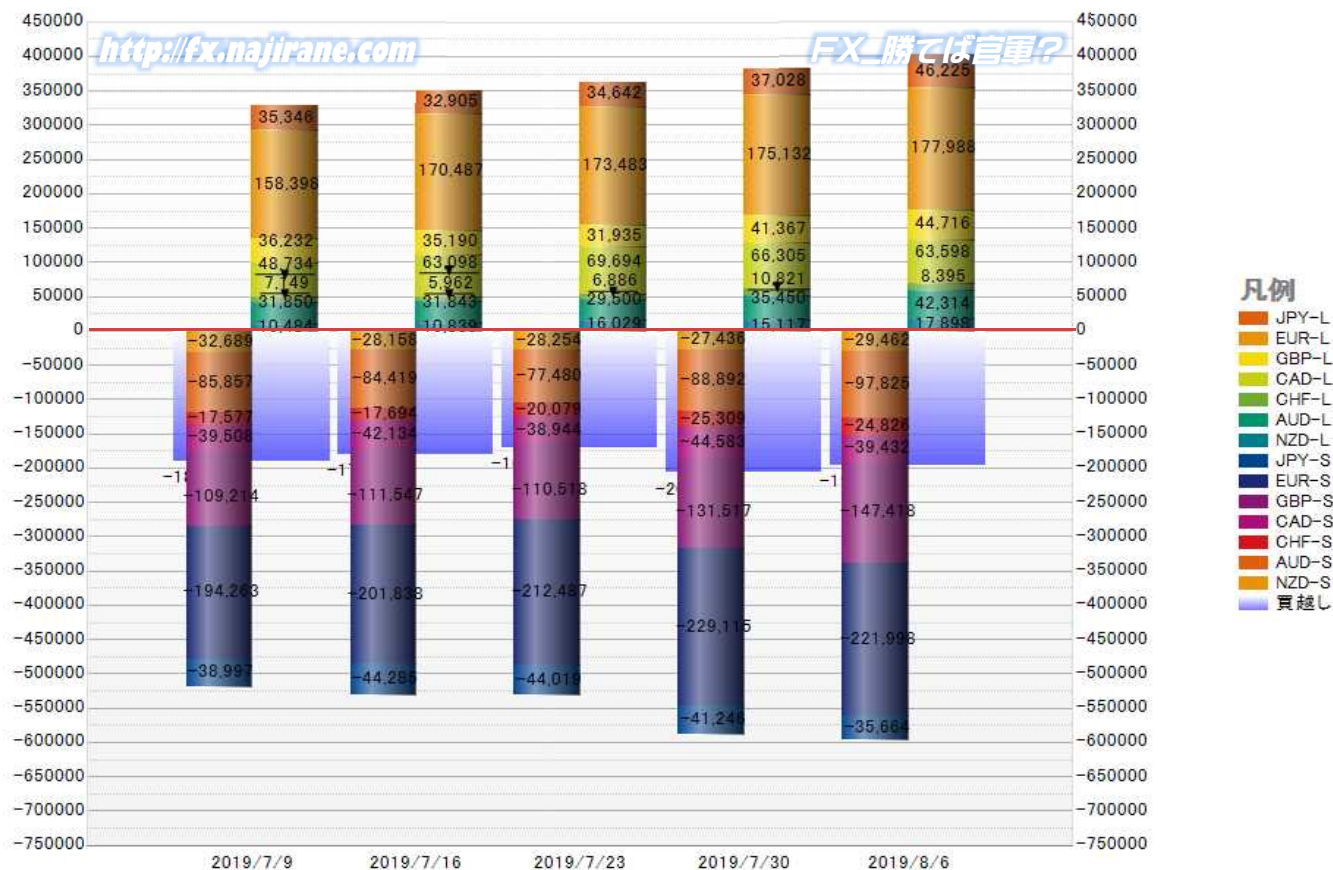
EURO FX - CHICAGO MERCANTILE EXCHANGE  
FUTURES ONLY POSITIONS

— 金曜締め最終値 — 火曜締め最終値 — Short枚数 — Long枚数 ■ 売り越し or 買い越し枚数



	2019/07/09			2019/07/16			2019/07/23			2019/07/30			2019/08/06		
	Long	Short	売り越し	Long	Short	売り越し	Long	Short	売り越し	Long	Short	売り越し	Long	Short	売り越し
JPY	35346	38997	3651	32905	44285	11380	34642	44019	9377	37028	41246	4218	46225	35664	-10561
	前週比 枚数増減 (枚)			-2441	5288	7729	1737	-266	-2003	2386	-2773	-5159	9197	-5582	14779
	前週比 枚数増減 (%)			-6.9%	13.6%	211.7%	5.3%	-0.6%	-17.6%	6.9%	-6.3%	-55.0%	24.8%	-13.5%	350.4%
EUR	158398	194263	35865	170487	201838	31351	173483	212487	39004	175132	229115	53983	177988	221998	44010
	前週比 枚数増減 (枚)			12089	7575	-4514	2996	10649	7653	1649	16628	14979	2856	-7117	-9973
	前週比 枚数増減 (%)			7.6%	3.9%	-12.6%	1.8%	5.3%	24.4%	1.0%	7.8%	38.4%	1.6%	-3.1%	-18.5%
GBP	36232	109214	72982	35190	111547	76357	31935	110518	78583	41367	131517	90150	44716	147418	102702
	前週比 枚数増減 (枚)			-1042	2333	3375	-3255	-1029	2226	9432	20999	11567	3349	15901	12552
	前週比 枚数増減 (%)			-2.9%	2.1%	4.6%	-9.2%	-0.9%	2.9%	29.5%	19.0%	14.7%	8.1%	12.1%	13.9%
AUD	31850	85857	54007	31843	84419	52576	29500	77480	47980	35450	88892	53442	42314	97825	55511
	前週比 枚数増減 (枚)			-7	-1438	-1431	-2343	-6939	-4596	5950	11412	5462	6864	8933	2069
	前週比 枚数増減 (%)			0.0%	-1.7%	-2.6%	-7.4%	-8.2%	-8.7%	20.2%	14.7%	11.4%	19.4%	10.0%	3.9%
CAD	48734	39508	-9226	63098	42134	-20964	69694	38944	-30750	66305	44583	-21722	63598	39432	-24166
	前週比 枚数増減 (枚)			14364	2626	11738	6596	-3190	9786	-3389	5639	-9028	-2707	-5151	2444
	前週比 枚数増減 (%)			29.5%	6.6%	127.2%	10.5%	-7.6%	46.7%	-4.9%	14.5%	-29.4%	-4.1%	-11.6%	11.3%
CHF	7149	17577	10428	5962	17694	11732	6886	20079	13193	10821	25309	14488	8395	24826	16431
	前週比 枚数増減 (枚)			-1187	117	1304	924	2385	1461	3935	5230	1295	-2426	-483	1943
	前週比 枚数増減 (%)			-16.6%	0.7%	12.5%	15.5%	13.5%	12.5%	57.1%	26.0%	9.8%	-22.4%	-1.9%	13.4%
NZD	10484	32689	22205	10839	28158	17319	16029	28254	12225	15117	27436	12319	17898	29462	11564
	前週比 枚数増減 (枚)			355	-4531	-4886	5190	96	-5094	-912	-818	94	2781	2026	-755
	前週比 枚数増減 (%)			3.4%	-13.9%	-22.0%	47.9%	0.3%	-29.4%	-5.7%	-2.9%	0.8%	18.4%	7.4%	-6.1%
MXN	181214	54832	-126382	168473	40352	-128121	162435	37680	-124755	164178	35910	-128268	161166	39097	-122069
	前週比 枚数増減 (枚)			-12741	-14480	1739	-6038	-2672	-3366	1743	-1770	3513	-3012	3187	-6199
	前週比 枚数増減 (%)			-7.0%	-26.4%	1.4%	-3.6%	-6.6%	-2.6%	1.1%	-4.7%	2.8%	-1.8%	8.9%	-4.8%
Total All 8	509407	572937	63530	518797	570427	51630	524604	569461	44857	545398	624008	78610	562300	635722	73422
	前週比 枚数増減 (枚)			9390	-2510	-11900	5807	-966	-6773	20794	54547	33753	16902	11714	-5188
	前週比 枚数増減 (%)			1.8%	-0.4%	-18.7%	1.1%	-0.2%	-13.1%	4.0%	9.6%	75.2%	3.1%	1.9%	-6.6%
Total 7 (MXN除く)	328193	518105	189912	350324	530075	179751	362169	531781	169612	381220	588098	206878	401134	596625	195491
	前週比 枚数増減 (枚)			22131	11970	-10161	11845	1706	-10139	19051	56317	37266	19914	8527	-11387
	前週比 枚数増減 (%)			6.7%	2.3%	-5.4%	3.4%	0.3%	-5.6%	5.3%	10.6%	22.0%	5.2%	1.4%	-5.5%

### 直近5週 CFTC IMM主要7通貨の構成



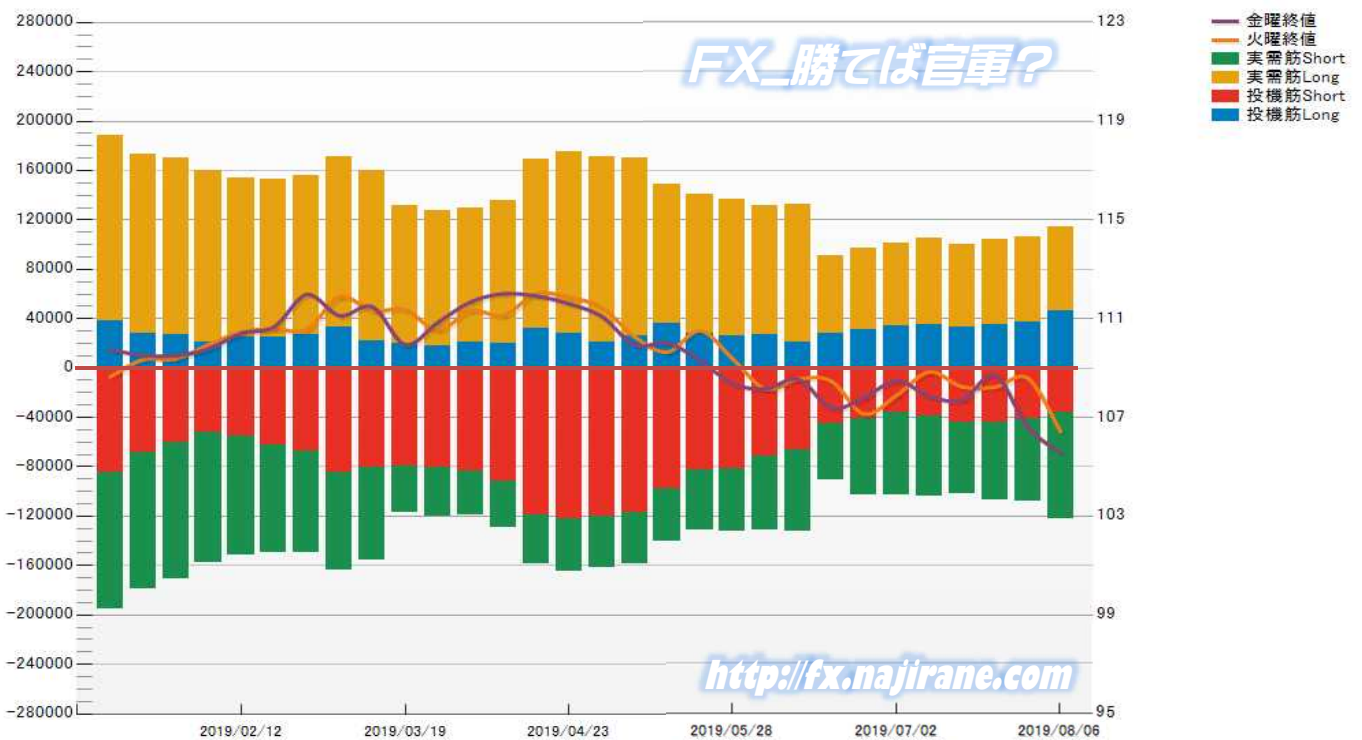


JAPANESE YEN - CHICAGO MERCANTILE EXCHANGE  
FUTURES ONLY POSITIONS

Code-097741  
2019/08/09 公表値

Date	投機筋集計				実需筋集計				投機筋+実需筋合計				ドル円終値	
	円買い	円売り	売り越し	売買計	円買い	円売り	売り越し	売買計	円買い	円売り	売り越し	売買計	火曜締め	金曜締め
2019/08/06	46225	35664	-10561	81889	67882	86529	18647	154411	114107	122193	8086	236300	106.44	105.58
2019/07/30	37028	41246	4218	78274	69070	66712	-2358	135782	106098	107958	1860	214056	108.59	106.59
2019/07/23	34642	44019	9377	78661	69196	63158	-6038	132354	103838	107177	3339	211015	108.23	108.71
2019/07/16	32905	44285	11380	77190	67152	57512	-9640	124664	100057	101797	1740	201854	108.24	107.72
2019/07/09	35346	38997	3651	74343	69473	64989	-4484	134462	104819	103986	-833	208805	108.85	107.85
2019/07/02	34198	35425	1227	69623	66542	67869	1327	134411	100740	103294	2554	204034	107.90	108.49
2019/06/25	31090	41237	10147	72327	65772	61991	-3781	127763	96862	103228	6366	200090	107.14	107.81
2019/06/18	28169	44734	16565	72903	63256	45768	-17488	109024	91425	90502	-923	181927	108.47	107.38
2019/06/11	20786	65951	45165	86737	112117	66547	-45570	178664	132903	132498	-405	265401	108.56	108.55
2019/06/04	27437	71826	44389	99263	104461	59919	-44542	164380	131898	131745	-153	263643	108.15	108.16
2019/05/28	25803	81380	55577	107183	110775	51158	-59617	161933	136578	132538	-4040	269116	109.36	108.37
2019/05/21	27540	82732	55192	110272	113574	48957	-64617	162531	141114	131689	-9425	272803	110.52	109.30
2019/05/14	35915	97495	61580	133410	112901	43105	-69796	156006	148816	140600	-8216	289416	109.65	110.02
2019/05/07	25869	117586	91717	143455	144412	40862	-103550	185274	170281	158448	-11833	328729	110.27	109.93
2019/04/30	20578	120177	99599	140755	150553	41944	-108609	192497	171131	162121	-9010	333252	111.45	111.09
2019/04/23	28121	122535	94414	150656	146962	42469	-104493	189431	175083	165004	-10079	340087	111.87	111.61
2019/04/16	31807	118913	87106	150720	137180	39680	-97500	176860	168987	158593	-10394	327580	112.02	111.92
2019/04/09	19914	91434	71520	111348	115660	38131	-77529	153791	135574	129565	-6009	265139	111.14	112.01
2019/04/02	20462	83203	62741	103665	109231	36315	-72916	145546	129693	119518	-10175	249211	111.33	111.68
2019/03/26	18323	80444	62121	98767	109519	39727	-69792	149246	127842	120171	-7671	248013	110.53	110.85
2019/03/19	20081	79302	59221	99383	111481	37929	-73552	149410	131562	117231	-14331	248793	111.37	109.95
2019/03/12	22144	80925	58781	103069	137778	74489	-63289	212267	159922	155414	-4508	315336	111.32	111.48
2019/03/05	33421	84727	51306	118148	137804	79142	-58662	216946	171225	163869	-7356	335094	111.89	111.12
2019/02/26	27365	67019	39654	94384	128100	82476	-45624	210576	155465	149495	-5970	304960	110.57	111.98
2019/02/19	24844	62305	37461	87149	128168	87695	-40473	215863	153012	150000	-3012	303012	110.59	110.67
2019/02/12	24541	55283	30742	79824	129601	95886	-33715	225487	154142	151169	-2973	305311	110.47	110.41
2019/02/05	20752	52162	31410	72914	138872	105949	-32923	244821	159624	158111	-1513	317735	109.95	109.78
2019/01/29	27001	60346	33345	87347	142933	110842	-32091	253775	169934	171188	1254	341122	109.37	109.51
2019/01/22	28403	68070	39667	96473	145235	111292	-33943	256527	173638	179362	5724	353000	109.34	109.52
2019/01/15	38686	85107	46421	123793	149550	110131	-39419	259681	188236	195238	7002	383474	108.65	109.75

JAPANESE YEN - CHICAGO MERCANTILE EXCHANGE  
FUTURES ONLY POSITIONS Code-097741

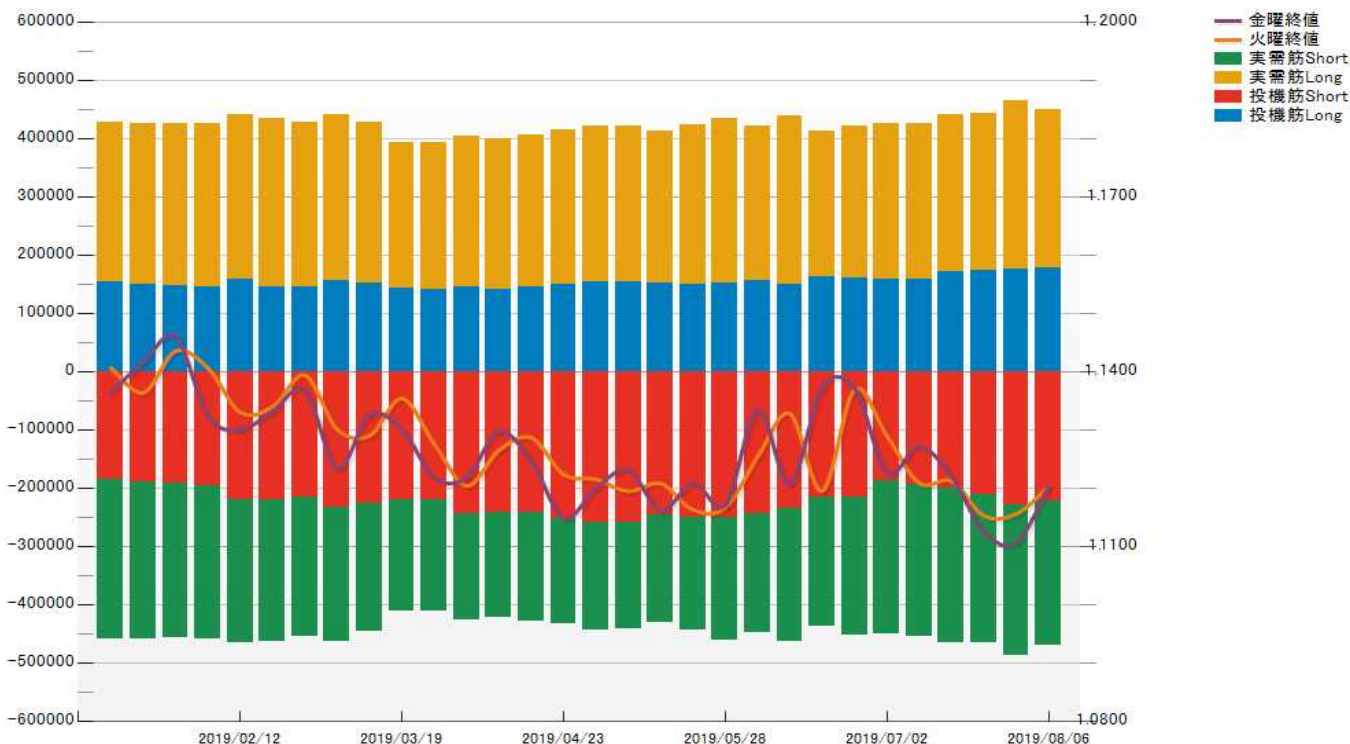


EURO FX - CHICAGO MERCANTILE EXCHANGE  
FUTURES ONLY POSITIONS

Code-099741  
2019/08/09 公表値

Date	投機筋集計				実需筋集計				投機筋+実需筋合計				ユーロドル終値	
	EUR買い	EUR売り	売り越し	売買計	EUR買い	EUR売り	売り越し	売買計	EUR買い	EUR売り	売り越し	売買計	火曜締め	金曜締め
2019/08/06	177988	221998	44010	399986	272245	248980	-23265	521225	450233	470978	20745	921211	1.1202	1.1203
2019/07/30	175132	229115	53983	404247	289310	258340	-30970	547650	464442	487455	23013	951897	1.1155	1.1106
2019/07/23	173483	212487	39004	385970	269699	254802	-14897	524501	443182	467289	24107	910471	1.1152	1.1125
2019/07/16	170487	201838	31351	372325	269227	265074	-4153	534301	439714	466912	27198	906626	1.1212	1.1219
2019/07/09	158398	194263	35865	352661	266303	260339	-5964	526642	424701	454602	29901	879303	1.1208	1.1271
2019/07/02	157122	188855	31733	345977	268544	261228	-7316	529772	425666	450083	24417	875749	1.1290	1.1226
2019/06/25	159285	215580	56295	374865	262025	238416	-23609	500441	421310	453996	32686	875306	1.1369	1.1371
2019/06/18	162795	215125	52330	377920	250067	222928	-27139	472995	412862	438053	25191	850915	1.1195	1.1372
2019/06/11	149661	236453	86792	386114	289197	227051	-62146	516248	438858	463504	24646	902362	1.1327	1.1207
2019/06/04	155771	243322	87551	399093	266118	205562	-60556	471680	421889	448884	26995	870773	1.1254	1.1334
2019/05/28	151129	250820	99691	401949	283460	211782	-71678	495242	434589	462602	28013	897191	1.1166	1.1171
2019/05/21	149873	250975	101102	400848	272597	194394	-78203	466991	422470	445369	22899	867839	1.1163	1.1208
2019/05/14	150681	245982	95301	396663	262186	186402	-75784	448588	412867	432384	19517	845251	1.1207	1.1161
2019/05/07	152633	258738	106105	411371	269233	184489	-84744	453722	421866	443227	21361	865093	1.1194	1.1231
2019/04/30	153821	259365	105544	413186	266740	184120	-82620	450860	420561	443485	22924	864046	1.1215	1.1199
2019/04/23	148331	253749	105418	402080	265335	179383	-85952	444718	413666	433132	19466	846798	1.1223	1.1148
2019/04/16	144867	242890	98023	387757	260967	186481	-74486	447448	405834	429371	23537	835205	1.1286	1.1246
2019/04/09	140401	242599	102198	383000	258102	180785	-77317	438887	398503	423384	24881	821887	1.1265	1.1297
2019/04/02	144973	244157	99184	389130	258809	183599	-75210	442408	403782	427756	23974	831538	1.1203	1.1218
2019/03/26	139696	219974	80278	359670	252484	191685	-60799	444169	392180	411659	19479	803839	1.1276	1.1218
2019/03/19	141700	219404	77704	361104	251905	191673	-60232	443578	393605	411077	17472	804682	1.1354	1.1301
2019/03/12	151857	227602	75745	379459	276601	219607	-56994	496208	428458	447209	18751	875667	1.1290	1.1326
2019/03/05	155922	234088	78166	390010	284662	230006	-54656	514668	440584	464094	23510	904678	1.1301	1.1233
2019/02/26	143847	216302	72455	360149	282780	238939	-43841	521719	426627	455241	28614	881868	1.1393	1.1368
2019/02/19	145762	220696	74934	366458	289392	244078	-45314	533470	435154	464774	29620	899928	1.1339	1.1332
2019/02/12	157170	221070	63900	378240	283224	245708	-37516	528932	440394	466778	26384	907172	1.1330	1.1300
2019/02/05	145480	197444	51964	342924	280451	261152	-19299	541603	425931	458596	32665	884527	1.1406	1.1323
2019/01/29	146625	193099	46474	339724	278577	263384	-15193	541961	425202	456483	31281	881685	1.1435	1.1460
2019/01/22	148652	189658	41006	338310	276892	270757	-6135	547649	425544	460415	34871	885959	1.1363	1.1416
2019/01/15	152534	185195	32661	337729	274438	273918	-520	548356	426972	459113	32141	886085	1.1406	1.1365

EURO FX - CHICAGO MERCANTILE EXCHANGE  
FUTURES ONLY POSITIONS Code-099741



# CME Daily Volume

FX\_勝てば官軍? <http://fx.najirane.com>

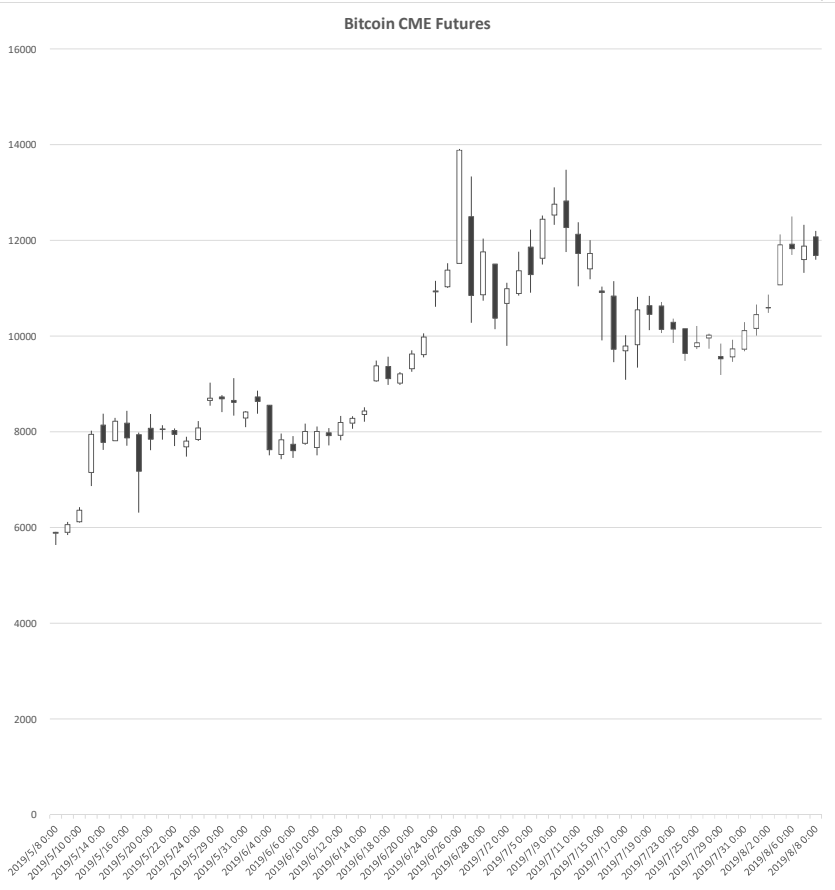
シカゴ・マーカントイル取引所 取引高日次データ

AUS Dollar							PREM QUOTE EURO STYLE 2PMFIX CALL							PUT							PREM QUOTE EURO STYLE 2PMFIX PUT							FUTURE		参考レート	
Date	CALL	WEEK1	WEEK2	WEEK3	WEEK4	WEEK5	PUT	WEEK1	WEEK2	WEEK3	WEEK4	WEEK5	PUT	WEEK1	WEEK2	WEEK3	WEEK4	WEEK5	Open	Close											
2019/8/8 (木)	96346	22	78	14	37	70	0	1240	0	749	33	72	0	0	0	0	0	0	1861	0.6760	0.6796										
2019/8/7 (水)	126444	53	36	18	45	17	0	2173	0	413	24	10	0	0	0	0	0	0	3044	0.6761	0.6760										
2019/8/6 (火)	114793	2	4	200	131	0	0	1854	0	49	340	121	0	0	0	0	0	0	1510	0.6754	0.6761										
2019/8/5 (月)	115387	4	0	363	66	17	0	2027	0	42	746	144	0	0	0	0	0	0	2373	0.6795	0.6754										
2019/8/2 (金)	134568	68	0	164	150	9	0	1413	503	0	99	0	0	0	0	0	0	0	4065	0.6797	0.6796										
2019/8/1 (木)	150471	493	0	274	110	443	0	3607	234	0	567	456	0	0	0	0	0	0	4534	0.6844	0.6797										
2019/7/31 (水)	150429	626	0	526	10	86	0	1239	42	0	42	9	0	0	0	0	0	0	1552	0.6875	0.6844										
2019/7/30 (火)	70779	275	0	25	32	20	0	1141	213	0	0	6	0	0	0	0	0	0	1670	0.6902	0.6874										
2019/7/29 (月)	59462	240	0	5	2	0	0	957	31	0	1	4	0	0	0	0	0	0	907	0.6910	0.6901										
2019/7/26 (金)	63774	855	0	57	63	0	0	1476	174	0	13	109	0	0	0	0	0	0	1972	0.6952	0.6908										
CAN Dollar							PREM QUOTE EURO STYLE 2PMFIX CALL							PUT							PREM QUOTE EURO STYLE 2PMFIX PUT							FUTURE		参考レート	
Date	CALL	WEEK1	WEEK2	WEEK3	WEEK4	WEEK5	PUT	WEEK1	WEEK2	WEEK3	WEEK4	WEEK5	PUT	WEEK1	WEEK2	WEEK3	WEEK4	WEEK5	Open	Close											
2019/8/8 (木)	74611	---	227	102	152	350	0	0	---	402	1	207	11	0	0	0	0	0	0	0.7515	0.7554										
2019/8/7 (水)	101147	---	222	2	412	4	0	0	---	361	97	216	5	0	0	0	0	0	0	0.7531	0.7515										
2019/8/6 (火)	82730	---	392	491	178	377	0	0	---	477	219	310	590	0	0	0	0	0	0	0.7571	0.7530										
2019/8/5 (月)	71856	---	69	12	113	100	0	0	---	150	14	109	234	0	0	0	0	0	0	0.7570	0.7571										
2019/8/2 (金)	77151	---	0	414	62	369	0	154	---	0	23	4	126	0	0	0	0	0	190	0.7569	0.7567										
2019/8/1 (木)	95880	---	0	37	21	178	0	384	---	0	5	21	14	0	0	0	0	0	343	0.7582	0.7569										
2019/7/31 (水)	109260	---	0	153	0	50	0	677	---	0	80	392	100	0	0	0	0	0	375	0.7603	0.7582										
2019/7/30 (火)	48732	---	0	102	2	50	0	445	---	0	90	219	0	0	0	0	0	0	359	0.7598	0.7603										
2019/7/29 (月)	48890	---	0	0	0	1	0	284	---	0	0	15	50	0	0	0	0	0	437	0.7594	0.7598										
2019/7/26 (金)	57985	---	0	55	324	0	0	203	---	0	43	863	0	0	0	0	0	0	127	0.7598	0.7594										
SWISS FRANC							PREM QUOTE EURO STYLE 2PMFIX CALL							PUT							PREM QUOTE EURO STYLE 2PMFIX PUT							FUTURE		参考レート	
Date	CALL	Week 1	Week 2	Week 3	Week 4	Week 5	PUT	Week 1	Week 2	Week 3	Week 4	Week 5	PUT	Week 1	Week 2	Week 3	Week 4	Week 5	Open	Close											
2019/8/8 (木)	26682	---	---	---	---	---	0	---	---	---	---	---	0	---	---	---	---	---	0	1.0258	1.0271										
2019/8/7 (水)	41974	---	---	---	---	---	0	---	---	---	---	---	0	---	---	---	---	---	0	1.0245	1.0257										
2019/8/6 (火)	39026	---	---	---	---	---	0	---	---	---	---	---	0	---	---	---	---	---	0	1.0288	1.0244										
2019/8/5 (月)	41111	---	---	---	---	---	0	---	---	---	---	---	0	---	---	---	---	---	0	1.0180	1.0289										
2019/8/2 (金)	36572	---	---	---	---	---	0	---	---	---	---	---	0	---	---	---	---	---	0	1.0096	1.0178										
2019/8/1 (木)	37363	---	---	---	---	---	0	---	---	---	---	---	0	---	---	---	---	---	0	1.0061	1.0096										
2019/7/31 (水)	30585	---	---	---	---	---	0	---	---	---	---	---	0	---	---	---	---	---	0	1.0099	1.0061										
2019/7/30 (火)	18614	---	---	---	---	---	0	---	---	---	---	---	0	---	---	---	---	---	0	1.0084	1.0098										
2019/7/29 (月)	15641	---	---	---	---	---	0	---	---	---	---	---	0	---	---	---	---	---	0	1.0068	1.0083										
2019/7/26 (金)	20800	---	---	---	---	---	0	---	---	---	---	---	0	---	---	---	---	---	0	1.0093	1.0061										
EU EURO							PREM QUOTE EURO STYLE 2PMFIX CALL							PUT							PREM QUOTE EURO STYLE 2PMFIX PUT							FUTURE		参考レート	
Date	CALL	WEEK1	WEEK2	WEEK3	WEEK4	WEEK5	PUT	WEEK1	WEEK2	WEEK3	WEEK4	WEEK5	PUT	WEEK1	WEEK2	WEEK3	WEEK4	WEEK5	Open	Close											
2019/8/8 (木)	0	11389	0	587	280	180	286	0	18526	0	323	842	788	40	192712	1.1202	1.1194														
2019/8/7 (水)	0	11996	0	1030	129	241	346	0	12204	0	882	300	86	346	213581	1.1203	1.1202														
2019/8/6 (火)	0	17845	0	646	1343	465	143	0	14627	0	544	418	158	73	232144	1.1214	1.1202														
2019/8/5 (月)	0	13611	0	22	637	222	592	0	10112	0	254	101	192	179	241610	1.1108	1.1214														
2019/8/2 (金)	0	9890	2530	0	424	64	125	0	10912	500	0	622	156	118	216352	1.1083	1.1106														
2019/8/1 (木)	0	16868	1570	0	555	212	444	0	30580	2649	0	594	573	746	287843	1.1071	1.1084														
2019/7/31 (水)	0	14155	2675	0	52	23	3	0	15948	4351	0	656	178	80	242164	1.1156	1.1071														
2019/7/30 (火)	0	8404	260	0	4	10	0	0	6646	883	0	0	40	0	134831	1.1146	1.1155														
2019/7/29 (月)	0	5057	1131	0	23	34	71	0	9541	397	0	0	95	19	139376	1.1128	1.1145														
2019/7/26 (金)	0	6789	1930	0	33	680	0	0	5877	1462	0	776	394	0	187275	1.1148	1.1125														
GB POUND							PREM QUOTE GBPO STYLE 2PMFIX CALL							PUT							PREM QUOTE GBPO STYLE 2PMFIX PUT							FUTURE		参考レート	
Date	CALL	WEEK1	WEEK2	WEEK3	WEEK4	WEEK5	PUT	WEEK1	WEEK2	WEEK3	WEEK4	WEEK5	PUT	WEEK1	WEEK2	WEEK3	WEEK4	WEEK5	Open	Close											
2019/8/8 (木)	93217	---	310	268	11	50	0	0	---	0	363	268	265	0	0	0	0	0	0	1.2143	1.2146										
2019/8/7 (水)	107757	---	292	20	65	0	0	0	---	719	10	10	12	0	0	0	0	0	0	1.2169	1.2143										
2019/8/6 (火)	111464	---	124	1	4	0	0	0	---	400	51	8	0	0	0	0	0	0	0	1.2145	1.2170										
2019/8/5 (月)	122590	---	273	142	299	4	0	0	---	124	4	18	2	0	0	0	0	0	0	1.2151	1.2144										
2019/8/2 (金)	94628	---	0	1	35	1	0	18	---	0	1	217	451	0	108	1.2119	1.2150														
2019/8/1 (木)	151762	---	0	28	1	2	0	30	---	0	0	481	362	0	37	1.2153	1.2119														
2019/7/31 (水)	168888	---	0	3	92	161	0	247	---	0	96	0	289	0	101	1.2152	1.2153														
2019/7/30 (火)	147463	---	0	917	254	66	0	87	---	0	388	60	301	0	158	1.2218	1.2152														
2019/7/29 (月)	134983	---	0	10	9	125	0	238	---	0	4	483	381	0	242	1.2381	1.2218														
2019/7/26 (金)	78268	---	0	92	88	0	0	108	---	0	106	383	0	0	165	1.2454	1.2387														
JP YEN							PREM QUOTE JPYO STYLE 2PMFIX CALL							PUT							PREM QUOTE JPYO STYLE 2PMFIX PUT							FUTURE		参考レート	
Date	CALL	WEEK1	WEEK2	WEEK3	WEEK4	WEEK5	PUT	WEEK1	WEEK2	WEEK3	WEEK4	WEEK5	PUT	WEEK1	WEEK2	WEEK3	WEEK4	WEEK5	Open	Close											
2019/8/8 (木)	0	---	0	50	311	77	6	0	---	0	1011	118	2	26	136625	106.22	105.86														
2019/8/7 (水)	0	---	0	169	84	64	0	0	---	0	168	150	2	223837	106.45	106.22															
2019/8/6 (火)	0	---	0	24	295	492	95	0	---	0	53	319	197	84	215986	105.66	106.44														
2019/8/5 (月)	0	---	0	17	295	17	289	0	---	0	77	167	88	78	226386	106.57	105.65														
2019/8/2 (金)	0	---	542	0	380	523	692	0	---	179	0	229	305	315	237059	107.33	106.59														
2019/8/1 (木)	0	---	1768	0	109	247	349	0	---	1452	0	75	176	101	240513	108.77	107.33														
2019/7/31 (水)	0	---	1461	0	451	913	18	0	---	389	0	20	18	4	132518	108.59	108.77														
2019/7/30 (火)	0	---	514	0	10	0	147	0	---	519	0	9	0	29	99592	108.83	108.59														
2019/7/29 (月)	0	---	132	0	112	7	891	0	---	368	0	136	120	68	78181	108.68	108.83														
2019/7/26 (金)	0	---	1202	0	73	268	0	0	---	732	0	42	148	0	82527	108.64	108.71														
MEX PESO							PREM QUOTE EURO STYLE 2PMFIX CALL							PUT							PREM QUOTE EURO STYLE 2PMFIX PUT							FUTURE		参考レート	
Date	CALL	Week 1	Week 2	Week 3	Week 4	Week 5	PUT	Week 1	Week 2	Week 3	Week 4	Week 5	PUT	Week 1	Week 2	Week 3	Week 4	Week 5	Open	Close											
2019/8/8 (木)	375	---	---	---	---	---	18	---	---	---	---	---	---	---	---	---	---	---	44808	5.0927	5.1446										
2019/8/7 (水)	274	---	---	---	---	---	3	---	---	---	---	---	---	---	---	---	---	---	50941	5.1082	5.0927										
2019/8/6 (火)	1	---	---	---	---	---	2	---	---	---	---	---	---	---	---	---	---	---	70065	5.0936	5.1082										
2019/8/5 (月)	43	---	---	---	---	---	642	---	---	---	---	---	---	---	---	---	---	---	76720	5.1809	5.0936										
2019/8/2 (金)	4	---	---	---	---	---	6	---	---	---	---	---	---	---	---	---	---	---	64356	5.1987	5.1765										
2019/8/1 (木)	11	---	---																												

### Bitcoin CME Futures

※取引単位=5ビットコイン (CME CFビットコイン参考基準レート=BRRを対象)

Date	Open	High	Low	Close	Volume	OpenInt
2019-05-08	5885	5915	5640	5900	7475	4532
2019-05-09	5905	6120	5850	6065	7494	4838
2019-05-10	6125	6430	6110	6365	10410	4849
2019-05-13	7150	8030	6870	7950	33677	4892
2019-05-14	8145	8385	7630	7780	28460	4447
2019-05-15	7815	8300	7815	8225	13958	4522
2019-05-16	8185	8445	7715	7875	20683	4596
2019-05-17	7940	7990	6320	7180	16734	4556
2019-05-20	8075	8380	7620	7850	16277	4666
2019-05-21	8065	8140	7840	8050	8295	4630
2019-05-22	8030	8075	7710	7950	11235	4599
2019-05-23	7685	7900	7485	7810	11385	4585
2019-05-24	7845	8230	7815	8085	12613	4804
2019-05-28	8660	9035	8550	8705	21295	5190
2019-05-29	8730	8775	8420	8690	13969	4822
2019-05-30	8650	9125	8345	8620	15196	4861
2019-05-31	8290	8440	8100	8414	8880	4606
2019-06-03	8730	8865	8385	8640	4865	4578
2019-06-04	8560	8565	7515	7625	12447	4436
2019-06-05	7525	7970	7435	7835	2990	4425
2019-06-06	7745	7915	7460	7610	4740	4242
2019-06-07	7765	8175	7735	8010	3332	4551
2019-06-10	7675	8115	7515	8010	3673	4423
2019-06-11	7980	8085	7720	7920	3305	4434
2019-06-12	7930	8340	7830	8195	4320	4609
2019-06-13	8180	8330	8070	8285	2330	4691
2019-06-14	8365	8515	8215	8440	2485	4668
2019-06-17	9065	9495	9055	9380	8284	5311
2019-06-18	9365	975	8985	9115	7744	5391
2019-06-19	9020	9255	8985	9210	2549	5417
2019-06-20	9320	9705	9260	9625	6091	5827
2019-06-21	9615	10060	9560	9980	7940	6013
2019-06-24	10925	11160	10615	10945	11530	5997
2019-06-25	11035	11525	11010	11380	12356	6021
2019-06-26	11520	11915	11520	13915	11520	6069
2019-06-27	12500	13340	10285	10855	29225	5805
2019-06-28	10865	12045	10745	11764	10280	5614
2019-07-01	11505	11505	10150	10375	10496	5751
2019-07-02	10685	11120	9805	10990	7615	5839
2019-07-03	10890	11765	10855	11370	7346	5745
2019-07-05	11860	12230	10910	11285	9484	5647
2019-07-08	11630	12525	11500	12445	4354	5892
2019-07-09	12530	13115	12330	12760	7059	6075
2019-07-10	12825	13480	11760	12270	11972	5773
2019-07-11	12130	12385	11045	11730	11310	5490
2019-07-12	11405	12010	11195	11730	4017	5326
2019-07-15	10845	11040	9915	10910	8383	5319
2019-07-16	10840	11155	9460	9730	9748	5322
2019-07-17	9695	10025	9095	9795	8863	5358
2019-07-18	9825	10825	9345	10550	9531	5274
2019-07-19	10635	10845	10130	10460	5779	5314
2019-07-22	10630	10720	10070	10145	5992	5174
2019-07-23	10260	10370	9860	10150	4928	5114
2019-07-24	10155	10155	9485	9640	7483	4504
2019-07-25	9780	10215	9735	9865	6503	4594
2019-07-26	9965	10055	9740	10020	2718	4056
2019-07-29	9575	9850	9195	9530	3551	4014
2019-07-30	9565	9930	9470	9735	2641	4302
2019-07-31	9725	10395	9685	10115	2420	4471
2019-08-01	10160	10665	10015	10450	2180	4663
2019-08-02	10595	10870	10490	10600	3261	4734
2019-08-05	11070	12130	11070	11910	4770	4819
2019-08-06	11925	12505	11700	11830	4314	4692
2019-08-07	11600	12330	11325	11885	5479	4784
2019-08-08	12075	12205	11600	11690	2634	4682



### Bitcoin CME Futures 限月別

※取引単位=5ビットコイン (CME CFビットコイン参考基準レート=BRRを対象)

Date	Total		2019/7		2019/8		2019/9		2019/10		2019/12	
	Close	Volume	Close	Volume	Close	Volume	Close	Volume	Close	Volume	Close	Volume
2019-05-08	5900	7475	0	0	5880	82	0	0	5895	85	0	0
2019-05-09	6065	7494	0	0	6050	66	0	0	6060	124	0	0
2019-05-10	6365	10410	0	0	6360	83	0	0	6365	236	0	0
2019-05-13	7950	33677	0	0	7980	74	0	0	7985	283	0	0
2019-05-14	7780	28460	0	0	7820	213	0	0	7825	325	0	0
2019-05-15	8225	13958	0	0	8250	84	0	0	8275	30	0	0
2019-05-16	7875	20683	0	0	7915	60	0	0	7930	80	0	0
2019-05-17	7180	16734	0	0	7210	161	0	0	7230	236	0	0
2019-05-20	7850	16277	0	0	7875	54	0	0	7895	84	0	0
2019-05-21	8050	8295	0	0	8065	21	0	0	8095	20	0	0
2019-05-22	7950	11235	0	0	7985	57	0	0	8015	84	0	0
2019-05-23	7810	11385	0	0	7830	47	0	0	7855	58	0	0
2019-05-24	8065	12613	0	0	8110	339	0	0	8140	44	0	0
2019-05-28	8705	21295	0	0	8790	333	0	0	8840	266	0	0
2019-05-29	8690	13969	0	0	8765	239	0	0	8790	133	0	0
2019-05-30	8620	15196	0	0	8690	315	0	0	8715	132	0	0
2019-05-31	8414	8880	0	0	8555	242	0	0	8595	79	0	0
2019-06-03	8640	4865	0	0	8660	188	8680	0	8720	36	0	0
2019-06-04	7625	12447	0	0	7635	390	7635	46	7665	231	0	0
2019-06-05	7835	2990	0	0	7845	107	7855	107	7895	14	0	0
2019-06-06	7610	4740	0	0	7620	265	7630	35	7660	49	0	0
2019-06-07	8010	3332	0	0	8015	256	8030	49	8055	102	0	0
2019-06-10	8010	3673	0	0	8015	296	8035	42	8055	79	0	0
2019-06-11	7920	3305	0	0	7925	269	7930	151	7950	348	0	0
2019-06-12	8195	4320	0	0	8205	284	8220	46	8245	60	0	0
2019-06-13	8295	4320	0	0	8290	136	8320	36	8340	79	0	0
2019-06-14	8440	2485	0	0	8455	211	8480	124	8505	66	0	0
2019-06-17	9380	8284	0	0	9385	825	9420	250	9455	283	0	0
2019-06-18	9115	7744	0	0	9135	687	9170	109	9220	215	0	0
2019-06-19	9210	2549	0	0	9230	231	9260	28	9305	68	0	0
2019-06-20	9625	6091	0	0	9670	561	9690	109	9735	74	0	0
2019-06-21	9980	7940	0	0	10040	638	10090	250	10135	147	0	0
2019-06-24	10945	11530	0	0	11115	1048	11165	285	11225	295	0	0
2019-06-25	11380	12356	0	0	11635	1563	11695	223	11745	222	0	0
2019-06-26	13885	26491	0	0	14145	3776	14210	599	14260	782	0	0
2019-06-27	10855	29225	0	0	11095	4871	11155	598	11235	484	0	0
2019-06-28	11764	10280	0	0	12590	9323	12615	604	12640	353	0	0
2019-07-01	10375	10496	0	0	10375	9774	10460	344	10510	376	10635	2
2019-07-02	10990	7615	0	0	10990	6869	11070	401	11120	271	11205	74
2019-07-03	11370	7346	0	0	11370	6772	11470	357	11510	206	11610	11
2019-07-05	11285	9484	0	0	11285	8761	11395	382	11440	329	11560	12
2019-07-08	12445	4354	0	0	12445	3934	12565	253	12640	156	12745	11
2019-07-09	12760	7059	0	0	12760	6427	12885	383	12970	229	13090	20
2019-07-10	11270	11972	0	0	12270	10622	12375	812	12440	510	12570	26
2019-07-11	11730	11310	0	0	11730	9616	11785	1008	11825	583	11960	103
2019-07-12	11730	4017	0	0	11730	3357	11815	448	11870	146	11990	66
2019-07-15	10910	8383	0	0	10910	7597	11015	530	11065	218	11190	38
2019-07-16	9730	9748	0	0	9730	8513	9785	729	9815	412	9925	94
2019-07-17	9795	8863	0	0	9795	8039	9900	481	9975	317	10060	26
2019-07-18	10550	9531	0	0	10550	8514	10695	590	10755	389	10850	38
2019-07-19	10460	5779	0	0	10460	4699	10605	490	10710	562	10810	28
2019-07-22	10145	5992	0	0	10145	5223	10330	493	10415	254	10540	22
2019-07-23	10150	4714	0	0	10150	3685	10330	849	10415	142	10535	38
2019-07-24	9640	7483	0	0	9640	5616	9770	1309	9845	535	9970	23
2019-07-25	9865	6503	0	0	9865	3895	9945	2071	10070	515	10190	22
2019-07-26	10020	2718	0	0	9763	919	10020	2604	10085	111	10210	3
2019-07-29	9530	3514	0	0	9530	3073	9590	469	9690	469	9705	6
2019-07-30	9735	2641	0	0	0	0	9735	2380	9785	253	9910	6
2019-07-31	10115	2420	0	0	0	0	10115	2198	10170	206	10305	16
2019-08-01	10450	2180										



# 過去5日及び過去4週の4本値と各種ピボット

# 2019/08/05 ~ 2019/08/09

USD/JPY										Demark						Pivot					Fibonacci Zone									
当日のOHLCLから計算される翌日の										TD Range Projection						TD pivot points														
日足	Open	High	Low	Close	値幅/日	引け形態	真の高値	真の安値	予想高値	予想安値	予想高値	予想安値	StopLoss	Support	Pivot	Resistance	StopLoss	3-days AVG	Support Zone 2	Support Zone 1	BP	Resistance Zone 1	Resistance Zone 2							
													LBP0P	S2	S1	PP	R1	R2	HBOP											
2019/08/05	106.57	106.68	105.62	105.65	106p	陰線引け	-	-					104.23	104.92	105.29	105.98	106.35	107.04	107.41											
2019/08/06	105.66	107.09	105.52	106.44	156p	陽線引け	107.09	105.52	107.54	105.98	107.54	105.98	104.05	104.79	105.61	106.35	107.18	107.91	108.74											
2019/08/07	106.45	106.46	105.50	106.22	96p	陰線引け	106.46	105.50	106.34	105.38	106.34	105.38	104.70	105.10	105.66	106.06	106.62	107.02	107.59	106.13	Bear	104.73	~ 105.10	105.47	~ 105.58	106.06	106.54	~ 106.66	107.02	~ 107.39
2019/08/08	106.22	106.30	105.73	105.86	57p	陰線引け	106.30	105.73	106.08	105.51	106.08	105.51	105.06	105.39	105.63	105.96	106.20	106.53	106.77	106.12	Bear	105.18	~ 105.39	105.61	~ 105.68	105.96	106.25	~ 106.32	106.53	~ 106.75
2019/08/09	105.86	106.07	105.27	105.58	80p	陰線引け	106.07	105.27	105.83	105.03	105.83	105.03	104.42	104.84	105.21	105.64	106.01	106.44	106.81	105.89	Bear	104.54	~ 104.84	105.15	~ 105.24	105.64	106.04	~ 106.13	106.44	~ 106.74
週足	Open	High	Low	Close	値幅/週	引け形態	真の高値	真の安値	予想高値	予想安値	予想高値	予想安値	LBP0P	S2	S1	PP	R1	R2	HBOP	3-days AVG	Support Zone 2	Support Zone 1	BP	Resistance Zone 1	Resistance Zone 2					
2019/07/15 ~ 2019/07/19	107.89	108.38	107.21	107.72	116p	陰線引け	-	-					106.00	106.61	107.17	107.77	108.33	108.93	109.49											
2019/07/22 ~ 2019/07/26	107.74	108.83	107.70	108.71	113p	陽線引け	108.83	107.21	109.58	107.96	109.33	108.20	106.87	107.29	108.00	108.41	109.12	109.54	110.25											
2019/07/29 ~ 2019/08/02	108.68	109.32	106.51	106.59	281p	陰線引け	109.32	106.51	107.96	105.15	107.96	105.15	102.83	104.67	105.63	107.47	108.44	110.28	111.24	107.89	Bear	103.60	~ 104.67	105.74	~ 106.07	107.47	108.88	~ 109.21	110.28	~ 111.35
2019/08/05 ~ 2019/08/09	106.57	107.09	105.27	105.58	181p	陰線引け	107.09	105.27	106.33	104.52	106.33	104.52	103.06	104.17	104.88	105.98	106.69	107.79	108.50	107.29	Bear	103.47	~ 104.17	104.86	~ 105.07	105.98	106.89	~ 107.10	107.79	~ 108.49

EUR/JPY										Demark						Pivot					Fibonacci Zone									
当日のOHLCLから計算される翌日の										TD Range Projection						TD pivot points														
日足	Open	High	Low	Close	値幅/日	引け形態	真の高値	真の安値	予想高値	予想安値	予想高値	予想安値	StopLoss	Support	Pivot	Resistance	StopLoss	3-days AVG	Support Zone 2	Support Zone 1	BP	Resistance Zone 1	Resistance Zone 2							
													LBP0P	S2	S1	PP	R1	R2	HBOP											
2019/08/05	118.38	118.93	117.69	118.47	125p	陽線引け	-	-					116.55	117.12	117.79	118.36	119.04	119.61	120.28											
2019/08/06	118.47	119.86	118.38	119.24	149p	陽線引け	119.86	118.38	120.29	118.81	120.29	118.81	116.97	117.67	118.45	119.16	119.94	120.64	121.42											
2019/08/07	119.25	119.27	118.45	118.99	83p	陰線引け	119.27	118.45	119.13	118.30	119.13	118.30	117.70	118.07	118.53	118.90	119.36	119.73	120.19	118.81	Bull	117.76	~ 118.07	118.39	~ 118.49	118.90	119.32	~ 119.42	119.73	~ 120.05
2019/08/08	118.98	119.16	118.30	118.50	86p	陰線引け	119.16	118.30	118.83	117.97	118.83	117.97	117.29	117.79	118.15	118.65	119.00	119.51	119.86	118.90	Bear	117.47	~ 117.79	118.12	~ 118.22	118.65	119.08	~ 119.18	119.51	~ 119.84
2019/08/09	118.50	118.72	118.08	118.28	64p	陰線引け	118.72	118.08	118.50	117.86	118.50	117.86	117.36	117.72	118.00	118.36	118.64	119.00	119.28	118.64	Bear	117.48	~ 117.72	117.97	~ 118.04	118.36	118.68	~ 118.76	119.00	~ 119.25
週足	Open	High	Low	Close	値幅/週	引け形態	真の高値	真の安値	予想高値	予想安値	予想高値	予想安値	LBP0P	S2	S1	PP	R1	R2	HBOP	3-days AVG	Support Zone 2	Support Zone 1	BP	Resistance Zone 1	Resistance Zone 2					
2019/07/15 ~ 2019/07/19	121.59	121.85	120.78	120.86	107p	陰線引け	-	-					119.41	120.10	120.48	121.17	121.55	122.23	122.62											
2019/07/22 ~ 2019/07/26	120.87	121.37	120.05	120.93	132p	陽線引け	121.37	120.05	121.45	120.86	121.81	120.49	118.88	119.47	120.20	120.79	121.52	122.11	122.84											
2019/07/29 ~ 2019/08/02	120.94	121.38	118.27	118.38	312p	陰線引け	121.38	118.27	119.88	116.76	119.88	116.76	114.18	116.23	117.30	119.34	120.42	122.46	123.54	120.43	Bear	115.03	~ 116.23	117.42	~ 117.78	119.34	120.90	~ 121.27	122.46	~ 123.65
2019/08/05 ~ 2019/08/09	118.38	119.86	117.69	118.28	217p	陰線引け	119.86	117.69	119.07	116.90	119.07	116.90	115.19	116.44	117.36	118.61	119.53	120.78	121.71	119.58	Bear	115.61	~ 116.44	117.27	~ 117.52	118.61	119.70	~ 119.95	120.78	~ 121.61

EUR/USD										Demark						Pivot					Fibonacci Zone									
当日のOHLCLから計算される翌日の										TD Range Projection						TD pivot points														
日足	Open	High	Low	Close	値幅/日	引け形態	真の高値	真の安値	予想高値	予想安値	予想高値	予想安値	StopLoss	Support	Pivot	Resistance	StopLoss	3-days AVG	Support Zone 2	Support Zone 1	BP	Resistance Zone 1	Resistance Zone 2							
													LBP0P	S2	S1	PP	R1	R2	HBOP											
2019/08/05	1.1108	1.1215	1.1105	1.1214	110p	陽線引け	-	-					1.1031	1.1068	1.1141	1.1178	1.1251	1.1288	1.1361											
2019/08/06	1.1214	1.1250	1.1168	1.1202	82p	陰線引け	1.1250	1.1168	1.1226	1.1144	1.1226	1.1144	1.1082	1.1125	1.1164	1.1207	1.1245	1.1288	1.1327											
2019/08/07	1.1203	1.1242	1.1180	1.1202	62p	陰線引け	1.1242	1.1180	1.1222	1.1160	1.1222	1.1160	1.1112	1.1146	1.1174	1.1208	1.1236	1.1270	1.1298	1.1197	Bull	1.1122	~ 1.1146	1.1170	~ 1.1177	1.1208	1.1239	~ 1.1246	1.1270	~ 1.1294
2019/08/08	1.1202	1.1231	1.1178	1.1194	53p	陰線引け	1.1231	1.1178	1.1212	1.1159	1.1212	1.1159	1.1118	1.1148	1.1171	1.1201	1.1224	1.1254	1.1277	1.1205	Bear	1.1128	~ 1.1148	1.1168	~ 1.1175	1.1201	1.1228	~ 1.1234	1.1254	~ 1.1274
2019/08/09	1.1194	1.1223	1.1183	1.1203	39p	陰線引け	1.1223	1.1183	1.1232	1.1193	1.1232	1.1193	1.1144	1.1164	1.1183	1.1203	1.1222	1.1242	1.1262	1.1204	Bear	1.1149	~ 1.1164	1.1179	~ 1.1183	1.1203	1.1223	~ 1.1227	1.1242	~ 1.1257
週足	Open	High	Low	Close	値幅/週	引け形態	真の高値	真の安値	予想高値	予想安値	予想高値	予想安値	LBP0P	S2	S1	PP	R1	R2	HBOP	3-days AVG	Support Zone 2	Support Zone 1	BP	Resistance Zone 1	Resistance Zone 2					
2019/07/15 ~ 2019/07/19	1.1269	1.1284	1.1200	1.1219	84p	陰線引け	-	-					1.1101	1.1151	1.1185	1.1234	1.1269	1.1318	1.1353											
2019/07/22 ~ 2019/07/26	1.1219	1.1225	1.1102	1.1125	123p	陰線引け	1.1225	1.1102	1.1175	1.1075	1.1175	1.1052	1.0953	1.1027	1.1076	1.1150	1.1199	1.1274	1.1323											
2019/07/29 ~ 2019/08/02	1.1128	1.1162	1.1027	1.1106	135p	陰線引け	1.1162	1.1027	1.1134	1.0999	1.1134	1.0999	1.0900	1.0963	1.1035	1.1098	1.1169	1.1233	1.1304	1.1161	Bear	1.0912	~ 1.0963	1.1015	~ 1.1031	1.1098	1.1166	~ 1.1182	1.1233	~ 1.1285
2019/08/05 ~ 2019/08/09	1.1108	1.1250	1.1105	1.1203	145p	陽線引け	1.1250	1.1105	1.1299	1.1154	1.1299	1.1154	1.0977	1.1041	1.1122	1.1186	1.1267	1.1331	1.1412	1.1145	Bull	1.0985	~ 1.1041	1.1096	~ 1.1113	1.1186	1.1258	~ 1.1275	1.1331	~ 1.1386

GBP/JPY										Demark						Pivot					Fibonacci Zone				
当日のOHLCLから計算される翌日の										TD Range Projection						TD pivot points									
日足	Open	High	Low	Close	値幅/日	引け形態	真の高値	真の安値	予想高値	予想安値	予想高値	予想安値	StopLoss	Support	Pivot	Resistance	StopLoss	3-days AVG	Support Zone 2	Support Zone 1	BP	Resistance Zone 1	Resistance Zone 2		
													LBP0P	S2	S1	PP	R1	R2	HBOP						
2019/08/05	129.49	129.61	128.18	128.30	143p	陰線引け	-	-					126.36	127.27	127.78	128.69	129.21	130.12	130.64						
2019/08/06	128.31	130.07	128.12	129.53	195p	陽線引け	130.07	128.12	130.78	128.83	130.78	128.83	126.46	127.29	128.41	129.24	130.36	131.19	132.31						
2019/08/07	129.53	129.57	128.24	128.99	133p	陰線引け	12																		



# IMM扱い8通貨/ダウ/日経/金/オイル/主要クロス円の過去5日及び過去5週の4本値

AUDUSD					CADUSD					CHFUSD				
Date	Open	High	Low	Close	Date	Open	High	Low	Close	Date	Open	High	Low	Close
2019/08/09	0.6796	0.6818	0.6783	0.6783	2019/08/09	0.7554	0.7578	0.7533	0.7571	2019/08/09	1.0271	1.0299	1.0252	1.0281
2019/08/08	0.6760	0.6821	0.6747	0.6796	2019/08/08	0.7515	0.7563	0.7511	0.7554	2019/08/08	1.0258	1.0272	1.0218	1.0271
2019/08/07	0.6761	0.6782	0.6678	0.6760	2019/08/07	0.7531	0.7536	0.7494	0.7515	2019/08/07	1.0245	1.0317	1.0207	1.0257
2019/08/06	0.6754	0.6801	0.6750	0.6761	2019/08/06	0.7571	0.7583	0.7524	0.7530	2019/08/06	1.0288	1.0305	1.0212	1.0244
2019/08/05	0.6795	0.6804	0.6749	0.6754	2019/08/05	0.7570	0.7589	0.7549	0.7571	2019/08/05	1.0180	1.0292	1.0175	1.0289

CNYUSD					EURUSD					GBPUSD				
Date	Open	High	Low	Close	Date	Open	High	Low	Close	Date	Open	High	Low	Close
2019/08/09	0.1420	0.1420	0.1417	0.1417	2019/08/09	1.1194	1.1223	1.1183	1.1203	2019/08/09	1.2145	1.2148	1.2026	1.2029
2019/08/08	0.1417	0.1421	0.1417	0.1420	2019/08/08	1.1202	1.1231	1.1178	1.1194	2019/08/08	1.2143	1.2182	1.2096	1.2146
2019/08/07	0.1424	0.1424	0.1418	0.1419	2019/08/07	1.1203	1.1242	1.1180	1.1202	2019/08/07	1.2169	1.2191	1.2122	1.2143
2019/08/06	0.1419	0.1423	0.1417	0.1423	2019/08/06	1.1214	1.1250	1.1168	1.1202	2019/08/06	1.2145	1.2209	1.2136	1.2170
2019/08/05	0.1441	0.1441	0.1420	0.1421	2019/08/05	1.1108	1.1215	1.1105	1.1214	2019/08/05	1.2151	1.2188	1.2102	1.2144

JPYUSD					MXNUSD					NZDUSD				
Date	Open	High	Low	Close	Date	Open	High	Low	Close	Date	Open	High	Low	Close
2019/08/09	0.9446	0.9499	0.9428	0.9471	2019/08/09	5.1446	5.1564	5.1308	5.1551	2019/08/09	0.6476	0.6499	0.6461	0.6462
2019/08/08	0.9415	0.9458	0.9408	0.9446	2019/08/08	5.0927	5.1516	5.0881	5.1446	2019/08/08	0.6445	0.6492	0.6434	0.6476
2019/08/07	0.9394	0.9479	0.9393	0.9414	2019/08/07	5.1082	5.1190	5.0685	5.0927	2019/08/07	0.6528	0.6558	0.6379	0.6446
2019/08/06	0.9465	0.9476	0.9338	0.9395	2019/08/06	5.0936	5.1184	5.0697	5.1082	2019/08/06	0.6512	0.6587	0.6510	0.6529
2019/08/05	0.9384	0.9468	0.9374	0.9466	2019/08/05	5.1809	5.1809	5.0860	5.0936	2019/08/05	0.6528	0.6545	0.6489	0.6512

Nikkei 225 - Japan (NIX)						
Date	Open	High	Low	Close	(ドル建て終値)	出来高
2019/08/09	20705.92	20782.06	20676.96	20684.82	195.91	0 1184877500
2019/08/08	20529.29	20681.16	20462.98	20593.35	194.53	667819800 1183601100
2019/08/07	20548.07	20570.19	20406.80	20516.56	193.15	758843600 1280353700
2019/08/06	20325.52	20607.36	20110.76	20585.31	193.40	925436000 1520705100
2019/08/05	20909.98	20940.91	20516.09	20720.29	196.12	884507000 1470066300
週4本値	20909.98	20940.91	20110.76	20684.82	195.91	(N225銘柄計) (東証一部全体計)

XAUUSD					
Date	Open	High	Low	Close	出来高
2019/08/09	1505.69	1509.06	1494.96	1498.48	
2019/08/08	1500.33	1509.44	1490.17	1500.86	
2019/08/07	1474.45	1510.10	1472.35	1501.13	
2019/08/06	1468.76	1474.99	1456.60	1474.35	
2019/08/05	1440.00	1469.82	1436.98	1464.00	
週4本値	1440.00	1510.10	1436.98	1498.48	

Dow Jones Industrial - USA (DJIA)					
Date	Open	High	Low	Close	出来高
2019/08/09	26337.09	26413.36	26097.64	26287.44	0
2019/08/08	26086.52	26383.61	26038.10	26378.19	94675951
2019/08/07	25814.22	26073.21	25440.39	26007.07	96661988
2019/08/06	25810.62	26038.68	25710.87	26029.52	93182987
2019/08/05	26259.23	26259.23	25523.38	25717.74	131339171
週4本値	26259.23	26413.36	25440.39	26287.44	

Historical Data by  
  
 Arrangement by  


Crude Light Oil						
Date	Open	High	Low	Close	出来高	
2019/08/09	52.88	54.92	52.37	54.50	1573654	
2019/08/08	52.33	53.06	51.94	52.54	1500220	
2019/08/07	53.42	53.77	50.52	51.09	1895422	
2019/08/06	54.95	55.42	53.29	53.63	1217095	
2019/08/05	55.38	55.61	54.22	54.69	1498915	
週4本値	55.38	55.61	50.52	54.50		

USDJPY					EURJPY					GBPJPY				
日付	始値	高値	安値	終値	日付	始値	高値	安値	終値	日付	始値	高値	安値	終値
2019/08/09	105.86	106.07	105.27	105.58	2019/08/09	118.50	118.72	118.08	118.28	2019/08/09	128.57	128.74	126.97	127.00
2019/08/08	106.22	106.30	105.73	105.86	2019/08/08	118.98	119.16	118.30	118.50	2019/08/08	128.98	129.33	128.30	128.58
2019/08/07	106.45	106.46	105.50	106.22	2019/08/07	119.25	119.27	118.45	118.99	2019/08/07	129.53	129.57	128.24	128.99
2019/08/06	105.66	107.09	105.52	106.44	2019/08/06	118.47	119.86	118.38	119.24	2019/08/06	128.31	130.07	128.12	129.53
2019/08/05	106.57	106.68	105.62	105.65	2019/08/05	118.38	118.93	117.69	118.47	2019/08/05	129.49	129.61	128.18	128.30

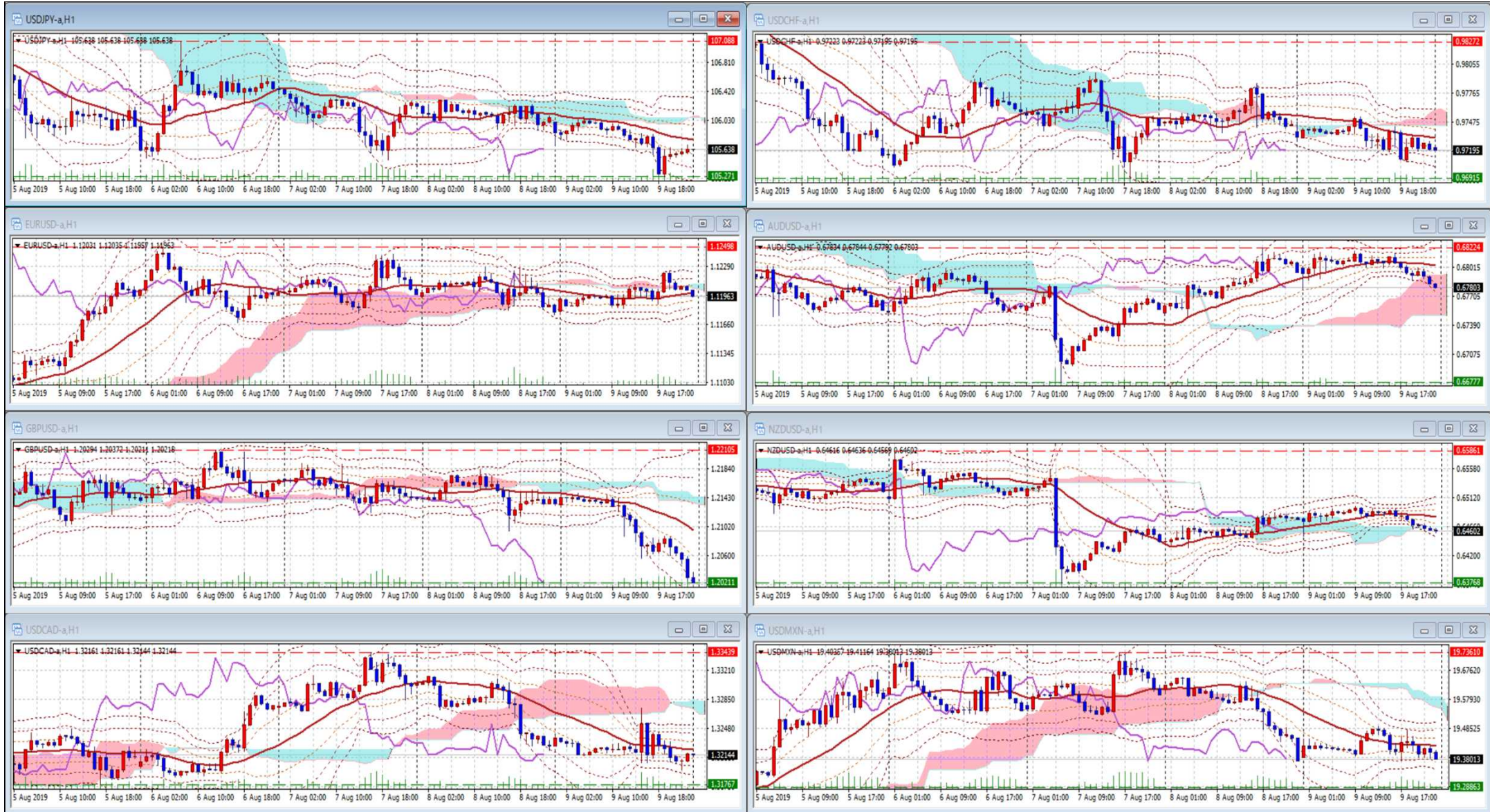
USDJPY Weekly					EURJPY Weekly					GBPJPY Weekly				
日付	始値	高値	安値	終値	日付	始値	高値	安値	終値	日付	始値	高値	安値	終値
2019/08/09	106.57	107.09	105.27	105.58	2019/08/09	118.38	119.86	117.69	118.28	2019/08/09	129.49	130.07	126.97	127.00
2019/08/02	108.68	109.32	106.51	106.59	2019/08/02	120.94	121.38	118.27	118.38	2019/08/02	134.54	134.58	129.09	129.51
2019/07/26	107.74	108.83	107.70	108.71	2019/07/26	120.87	121.37	120.05	120.93	2019/07/26	134.75	135.67	134.26	134.65
2019/07/19	107.89	108.38	107.21	107.72	2019/07/19	121.59	121.85	120.78	120.86	2019/07/19	135.66	135.85	133.85	134.67
2019/07/12	108.44	108.99	107.81	107.85	2019/07/12	121.75	122.32	121.51	121.57	2019/07/12	135.86	136.29	135.08	135.60

# 先週のIMM取り扱い対ドル8通貨チャート

※ 赤点線は適最高値/青点線は適最低値、BB中心線はSMA21

2019/08/05 ~ 2019/08/09

Chart by OANDA Japan MetaTrader4



Pivot Maker Ver 3.0 by FX\_勝てば官軍?

<http://fx.najirane.com>