

JAPANESE YEN - CHICAGO MERCANTILE EXCHANGE

Code-097741

2019/04/16

~

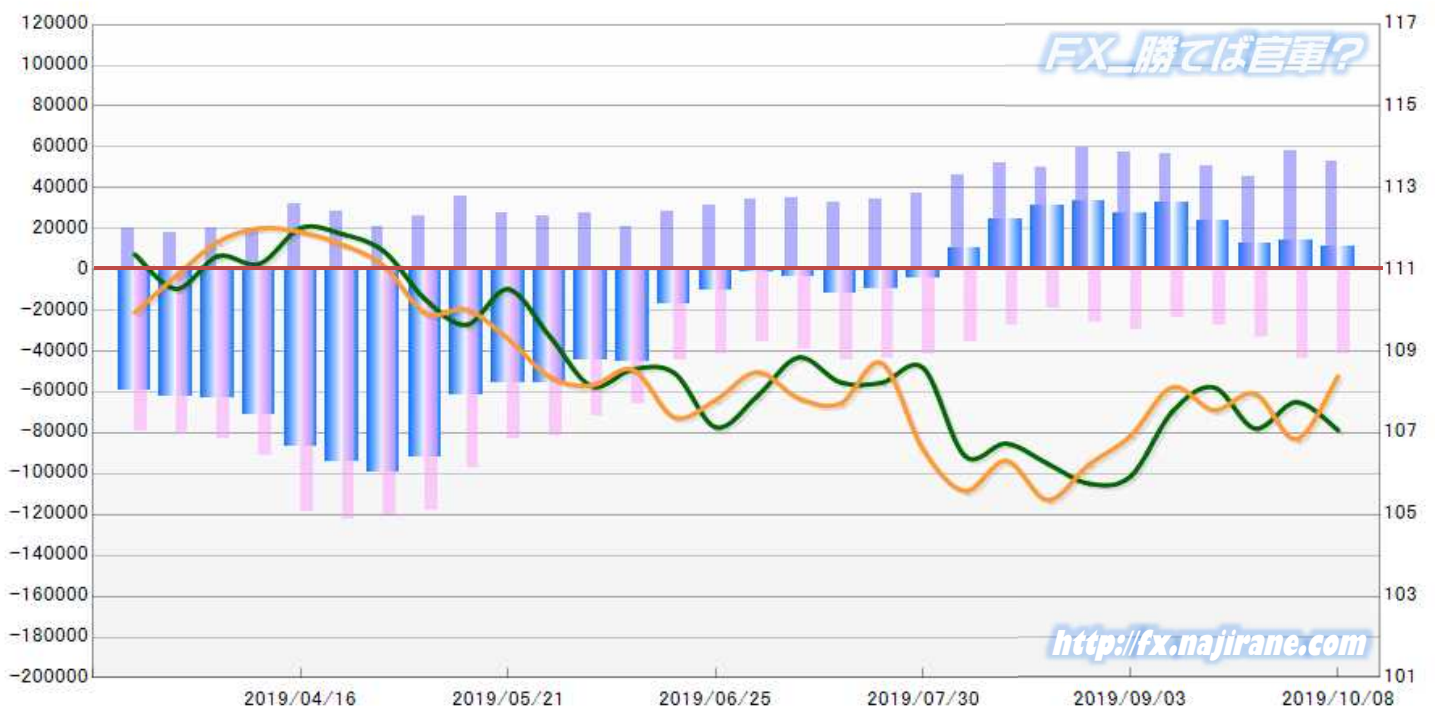
2019/10/08

2019/10/11 NYクローズ時公表値

Report_Date	Non Commercial Positions												火曜日 引け値	金曜日 引け値
	Long	増減	増減(%)	Short	増減	増減(%)	売り越し	増減	増減(%)	売買計	増減	増減(%)		
2019/10/08	52803	-5090	-8.8%	41791	-2185	-5.0%	-11012	-2905	-20.9%	94594	-7275	-7.1%	107.07	108.39
2019/10/01	57893	12134	26.5%	43976	11000	33.4%	-13917	1134	8.9%	101869	23134	29.4%	107.76	106.85
2019/09/24	45759	-5083	-10.0%	32976	5996	22.2%	-12783	-11079	-46.4%	78735	913	1.2%	107.11	107.96
2019/09/17	50842	-5737	-10.1%	26980	2992	12.5%	-23862	-8729	-26.8%	77822	-2745	-3.4%	108.12	107.56
2019/09/10	56579	-643	-1.1%	23988	-5552	-18.8%	-32591	4909	17.7%	80567	-6195	-7.1%	107.52	108.12
2019/09/03	57222	-2573	-4.3%	29540	3352	12.8%	-27682	-5925	-17.6%	86762	779	0.9%	105.94	106.93
2019/08/27	59795	9811	19.6%	26188	7358	39.1%	-33607	2453	7.9%	85983	17169	24.9%	105.76	106.23
2019/08/20	49984	-1780	-3.4%	18830	-8192	-30.3%	-31154	6412	25.9%	68814	-9972	-12.7%	106.25	105.36
2019/08/13	51764	5539	12.0%	27022	-8642	-24.2%	-24742	14181	134.3%	78786	-3103	-3.8%	106.74	106.32
2019/08/06	46225	9197	24.8%	35664	-5582	-13.5%	-10561	-14779	-350.4%	81889	3615	4.6%	106.44	105.58
2019/07/30	37028	2386	6.9%	41246	-2773	-6.3%	4218	-5159	-55.0%	78274	-387	-0.5%	108.59	106.59
2019/07/23	34642	1737	5.3%	44019	-266	-0.6%	9377	-2003	-17.6%	78661	1471	1.9%	108.23	108.71
2019/07/16	32905	-2441	-6.9%	44285	5288	13.6%	11380	7729	211.7%	77190	2847	3.8%	108.24	107.72
2019/07/09	35346	1148	3.4%	38997	3572	10.1%	3651	2424	197.6%	74343	4720	6.8%	108.85	107.85
2019/07/02	34198	3108	10.0%	35425	-5812	-14.1%	1227	-8920	-87.9%	69623	-2704	-3.7%	107.90	108.49
2019/06/25	31090	2921	10.4%	41237	-3497	-7.8%	10147	-6418	-38.7%	72327	-576	-0.8%	107.14	107.81
2019/06/18	28169	7383	35.5%	44734	-21217	-32.2%	16565	-28600	-63.3%	72903	-13834	-15.9%	108.47	107.38
2019/06/11	20786	-6651	-24.2%	65951	-5875	-8.2%	45165	776	1.7%	86737	-12526	-12.6%	108.56	108.55
2019/06/04	27437	1634	6.3%	71826	-9554	-11.7%	44389	-11188	-20.1%	99263	-7920	-7.4%	108.15	108.16
2019/05/28	25803	-1737	-6.3%	81380	-1352	-1.6%	55577	385	0.7%	107183	-3089	-2.8%	109.36	108.37
2019/05/21	27540	-8375	-23.3%	82732	-14763	-15.1%	55192	-6388	-10.4%	110272	-23138	-17.3%	110.52	109.30
2019/05/14	35915	10046	38.8%	97495	-20091	-17.1%	61580	-30137	-32.9%	133410	-10045	-7.0%	109.65	110.02
2019/05/07	25869	5291	25.7%	117586	-2591	-2.2%	91717	-7882	-7.9%	143455	2700	1.9%	110.27	109.93
2019/04/30	20578	-7543	-26.8%	120177	-2358	-1.9%	99599	5185	5.5%	140755	-9901	-6.6%	111.45	111.09
2019/04/23	28121	-3686	-11.6%	122535	3622	3.0%	94414	7308	8.4%	150656	-64	0.0%	111.87	111.61
2019/04/16	31807			118913			87106			150720			112.02	111.92

JAPANESE YEN - CHICAGO MERCANTILE EXCHANGE
FUTURES ONLY POSITIONS

— 金曜終値 — 火曜終値 — Short枚数 — Long枚数 ■ 売り越し or 買い越し枚数



EURO FX - CHICAGO MERCANTILE EXCHANGE

Code-099741

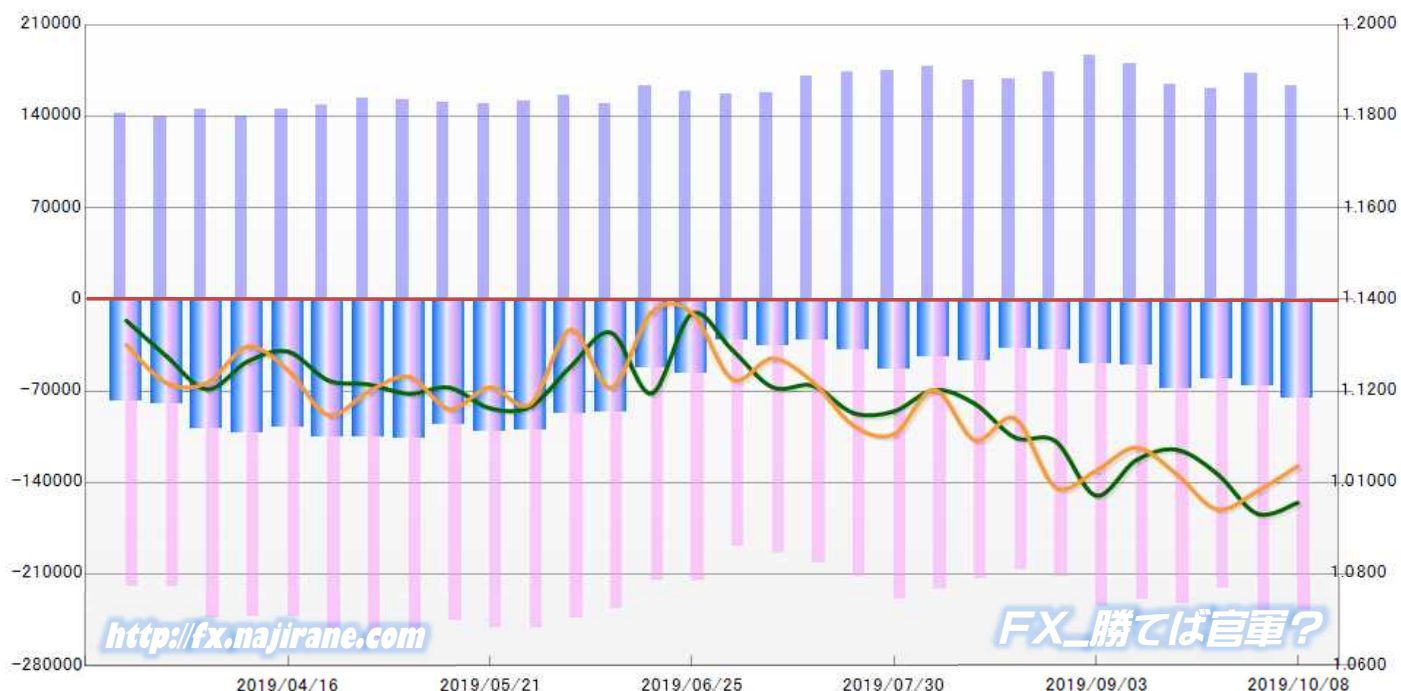
2019/04/16 ~ 2019/10/08

2019/10/11 NYクローズ時公表値

Report_Date	Non Commercial Positions											火曜日 引け値	金曜日 引け値	
	Long	増減		Short	増減		売り越し	増減		売買計	増減			
2019/10/08	162777	-9481	-5.5%	238190	-46	0.0%	75413	9435	14.3%	400967	-9527	-2.3%	1.0956	1.1036
2019/10/01	172258	11571	7.2%	238236	16827	7.6%	65978	5256	8.7%	410494	28398	7.4%	1.0932	1.0981
2019/09/24	160687	-3585	-2.2%	221409	-11422	-4.9%	60722	-7837	-11.4%	382096	-15007	-3.8%	1.1020	1.0942
2019/09/17	164272	-16263	-9.0%	232831	2454	1.1%	68559	18717	37.6%	397103	-13809	-3.4%	1.1072	1.1018
2019/09/10	180535	-5609	-3.0%	230377	-4903	-2.1%	49842	706	1.4%	410912	-10512	-2.5%	1.1049	1.1076
2019/09/03	186144	12693	7.3%	235280	23025	10.8%	49136	10332	26.6%	421424	35718	9.3%	1.0972	1.1026
2019/08/27	173451	4996	3.0%	212255	5823	2.8%	38804	827	2.2%	385706	10819	2.9%	1.1091	1.0990
2019/08/20	168455	1241	0.7%	206432	-7431	-3.5%	37977	-8672	-18.6%	374887	-6190	-1.6%	1.1098	1.1140
2019/08/13	167214	-10774	-6.1%	213863	-8135	-3.7%	46649	2639	6.0%	381077	-18909	-4.7%	1.1173	1.1093
2019/08/06	177988	2856	1.6%	221998	-7117	-3.1%	44010	-9973	-18.5%	399986	-4261	-1.1%	1.1202	1.1203
2019/07/30	175132	1649	1.0%	229115	16628	7.8%	53983	14979	38.4%	404247	18277	4.7%	1.1155	1.1106
2019/07/23	173483	2996	1.8%	212487	10649	5.3%	39004	7653	24.4%	385970	13645	3.7%	1.1152	1.1125
2019/07/16	170487	12089	7.6%	201838	7575	3.9%	31351	-4514	-12.6%	372325	19664	5.6%	1.1212	1.1219
2019/07/09	158398	1276	0.8%	194263	5408	2.9%	35865	4132	13.0%	352661	6684	1.9%	1.1208	1.1271
2019/07/02	157122	-2163	-1.4%	188855	-26725	-12.4%	31733	-24562	-43.6%	345977	-28888	-7.7%	1.1290	1.1226
2019/06/25	159285	-3510	-2.2%	215580	455	0.2%	56295	3965	7.6%	374865	-3055	-0.8%	1.1369	1.1371
2019/06/18	162795	13134	8.8%	215125	-21328	-9.0%	52330	-34462	-39.7%	377920	-8194	-2.1%	1.1195	1.1372
2019/06/11	149661	-6110	-3.9%	236453	-6869	-2.8%	86792	-759	-0.9%	386114	-12979	-3.3%	1.1327	1.1207
2019/06/04	155771	4642	3.1%	243322	-7498	-3.0%	87551	-12140	-12.2%	399093	-2856	-0.7%	1.1254	1.1334
2019/05/28	151129	1256	0.8%	250820	-155	-0.1%	99691	-1411	-1.4%	401949	1101	0.3%	1.1166	1.1171
2019/05/21	149873	-808	-0.5%	250975	4993	2.0%	101102	5801	6.1%	400848	4185	1.1%	1.1163	1.1208
2019/05/14	150681	-1952	-1.3%	245982	-12756	-4.9%	95301	-10804	-10.2%	396663	-14708	-3.6%	1.1207	1.1161
2019/05/07	152633	-1188	-0.8%	258738	-627	-0.2%	106105	561	0.5%	411371	-1815	-0.4%	1.1194	1.1231
2019/04/30	153821	5490	3.7%	259365	5616	2.2%	105544	126	0.1%	413186	11106	2.8%	1.1215	1.1199
2019/04/23	148331	3464	2.4%	253749	10859	4.5%	105418	7395	7.5%	402080	14323	3.7%	1.1223	1.1148
2019/04/16	144867			242890			98023			387757			1.1286	1.1246

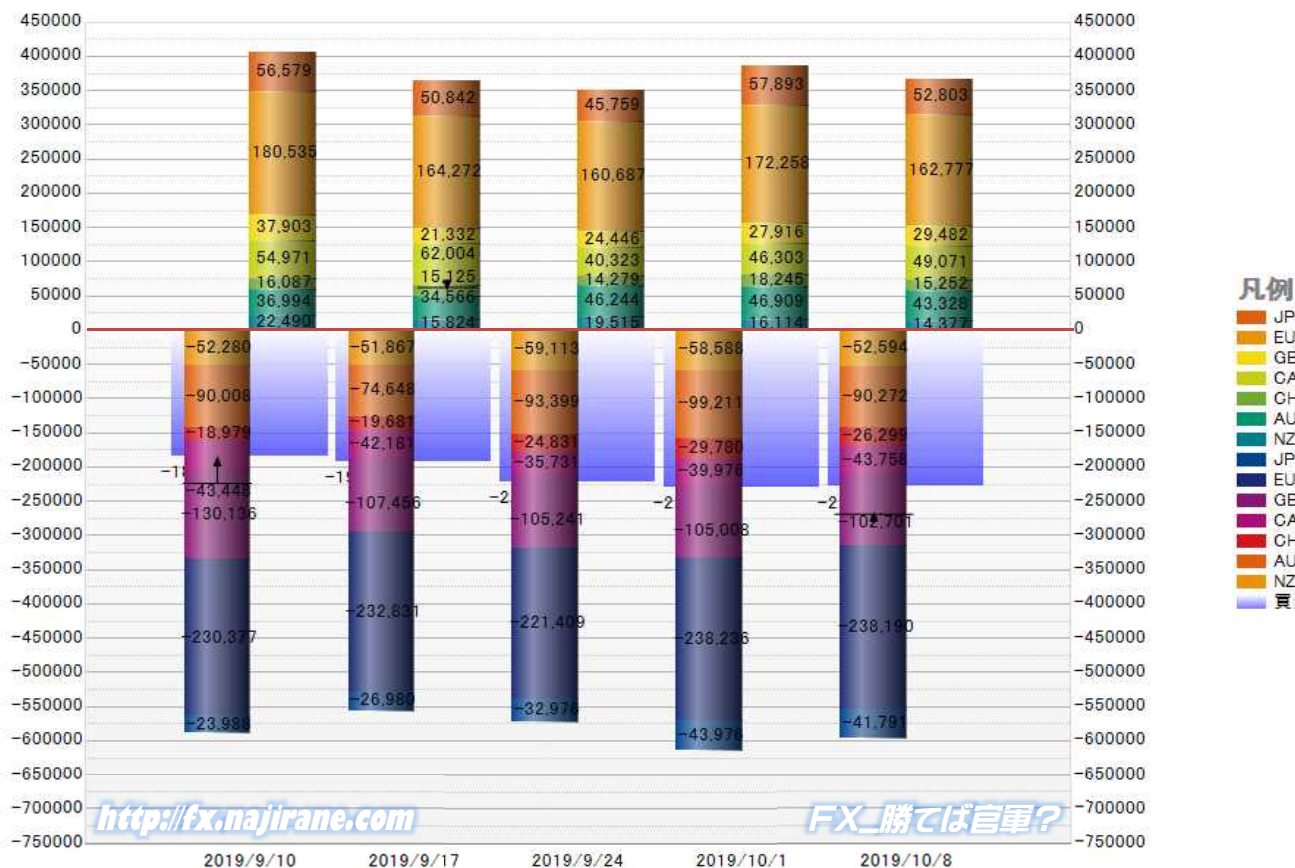
EURO FX - CHICAGO MERCANTILE EXCHANGE
FUTURES ONLY POSITIONS

— 金曜締め最終値 — 火曜締め最終値 — Short枚数 — Long枚数 ■ 売り越し or 買い越し枚数



	2019/09/10			2019/09/17			2019/09/24			2019/10/01			2019/10/08		
	Long	Short	売り越し	Long	Short	売り越し	Long	Short	売り越し	Long	Short	売り越し	Long	Short	売り越し
JPY	56579	23988	-32591	50842	26980	-23862	45759	32976	-12783	57893	43976	-13917	52803	41791	-11012
	前週比 枚数増減 (枚)			-5737	2992	-8729	-5083	5996	-11079	12134	11000	1134	-5090	-2185	-2905
	前週比 枚数増減 (%)			-10.1%	12.5%	-26.8%	-10.0%	22.2%	-46.4%	26.5%	33.4%	8.9%	-8.8%	-5.0%	-20.9%
EUR	180535	230377	49842	164272	232831	68559	160687	221409	60722	172258	238236	65978	162777	238190	75413
	前週比 枚数増減 (枚)			-16263	2454	18717	-3585	-11422	-7837	11571	16827	5256	-9481	-46	9435
	前週比 枚数増減 (%)			-9.0%	1.1%	37.6%	-2.2%	-4.9%	-11.4%	7.2%	7.6%	8.7%	-5.5%	0.0%	14.3%
GBP	37903	130136	92233	21332	107456	86124	24446	105241	80795	27916	105008	77092	29482	102701	73219
	前週比 枚数増減 (枚)			-16571	-22680	-6109	3114	-2215	-5329	3470	-233	-3703	1566	-2307	-3873
	前週比 枚数増減 (%)			-43.7%	-17.4%	-6.6%	14.6%	-2.1%	-6.2%	14.2%	-0.2%	-4.6%	5.6%	-2.2%	-5.0%
AUD	36994	90008	53014	34566	74648	40082	46244	93399	47155	46909	99211	52302	43328	90272	46944
	前週比 枚数増減 (枚)			-2428	-15360	-12932	11678	18751	7073	665	5812	5147	-3581	-8939	-5358
	前週比 枚数増減 (%)			-6.6%	-17.1%	-24.4%	33.8%	25.1%	17.6%	1.4%	6.2%	10.9%	-7.6%	-9.0%	-10.2%
CAD	54971	43448	-11523	62004	42181	-19823	40323	35731	-4592	46303	39976	-6327	49071	43758	-5313
	前週比 枚数増減 (枚)			7033	-1267	8300	-21681	-6450	-15231	5980	4245	1735	2768	3782	-1014
	前週比 枚数増減 (%)			12.8%	-2.9%	72.0%	-35.0%	-15.3%	-76.8%	14.8%	11.9%	37.8%	6.0%	9.5%	-16.0%
CHF	16087	18979	2892	15125	19681	4556	14279	24831	10552	18245	29780	11535	15252	26299	11047
	前週比 枚数増減 (枚)			-962	702	1664	-846	5150	5996	3966	4949	983	-2993	-3481	-488
	前週比 枚数増減 (%)			-6.0%	3.7%	57.5%	-5.6%	26.2%	131.6%	27.8%	19.9%	9.3%	-16.4%	-11.7%	-4.2%
NZD	22490	52280	29790	15824	51867	36043	19515	59113	39598	16114	58588	42474	14377	52594	38217
	前週比 枚数増減 (枚)			-6666	-413	6253	3691	7246	3555	-3401	-525	2876	-1737	-5994	-4257
	前週比 枚数増減 (%)			-29.6%	-0.8%	21.0%	23.3%	14.0%	9.9%	-17.4%	-0.9%	7.3%	-10.8%	-10.2%	-10.0%
MXN	126807	31170	-95637	135507	53881	-81626	149871	57457	-92414	162307	46495	-115812	159694	44298	-115396
	前週比 枚数増減 (枚)			8700	22711	-14011	14364	3576	10788	12436	-10962	23398	-2613	-2197	-416
	前週比 枚数増減 (%)			6.9%	72.9%	-14.7%	10.6%	6.6%	13.2%	8.3%	-19.1%	25.3%	-1.6%	-4.7%	-0.4%
Total All 8	532366	620386	88020	499472	609525	110053	501124	630157	129033	547945	661270	113325	526784	639903	113119
	前週比 枚数増減 (枚)			-32894	-10861	22033	1652	20632	18980	46821	31113	-15708	-21161	-21367	-206
	前週比 枚数増減 (%)			-6.2%	-1.8%	25.0%	0.3%	3.4%	17.2%	9.3%	4.9%	-12.2%	-3.9%	-3.2%	-0.2%
Total 7 (MXN除く)	405559	589216	183657	363965	555644	191679	351253	572700	221447	385638	614775	229137	367090	595605	228515
	前週比 枚数増減 (枚)			-41594	-33572	8022	-12712	17056	29768	34385	42075	7690	-18548	-19170	-622
	前週比 枚数増減 (%)			-10.3%	-5.7%	4.4%	-3.5%	3.1%	15.5%	9.8%	7.3%	3.5%	-4.8%	-3.1%	-0.3%

直近5週 CFTC IMM主要7通貨の構成



<http://fx.najirane.com>

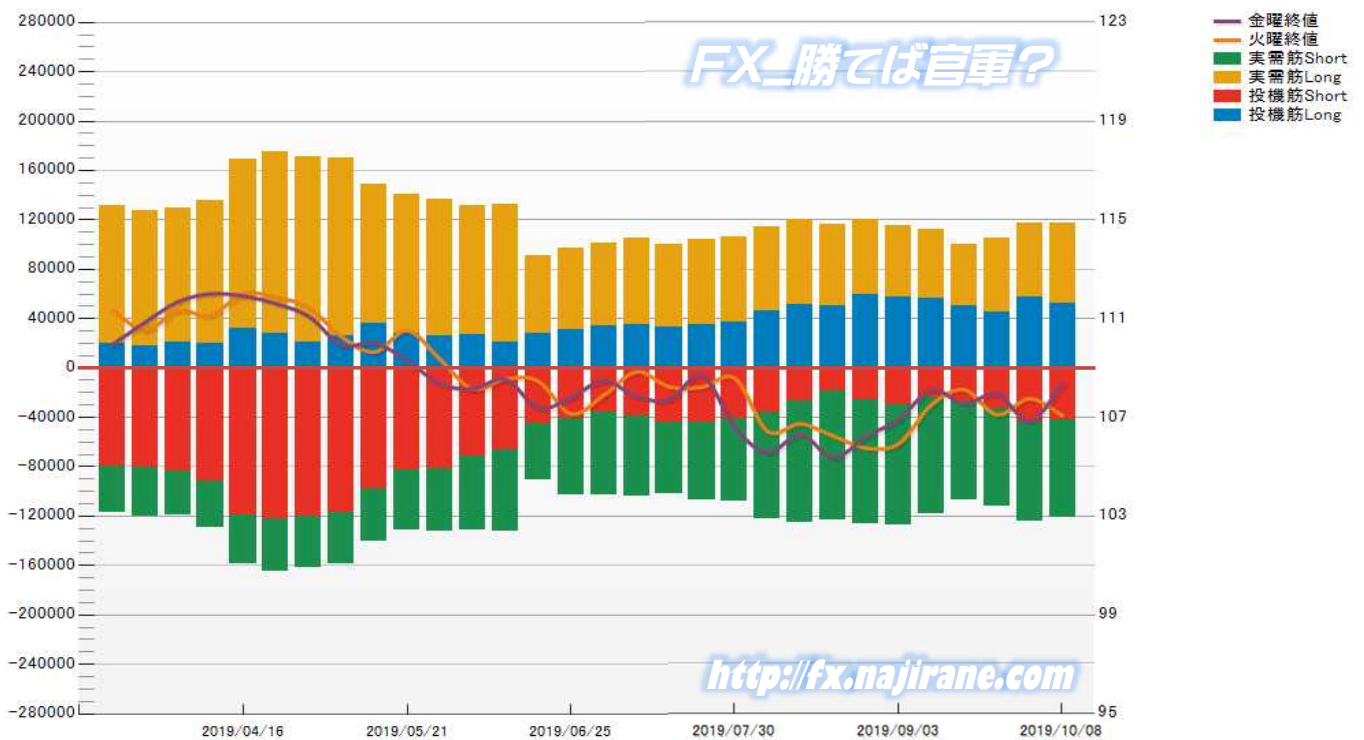
FX_勝てば官軍?

**JAPANESE YEN - CHICAGO MERCANTILE EXCHANGE
FUTURES ONLY POSITIONS**

**Code-097741
2019/10/11 公表値**

Date	投機筋集計				実需筋集計				投機筋+実需筋合計				ドル円終値	
	円買い	円売り	売り越し	売買計	円買い	円売り	売り越し	売買計	円買い	円売り	売り越し	売買計	火曜締め	金曜締め
2019/10/08	52803	41791	-11012	94594	64209	79599	15390	143808	117012	121390	4378	238402	107.07	108.39
2019/10/01	57893	43976	-13917	101869	59504	80137	20633	139641	117397	124113	6716	241510	107.76	106.85
2019/09/24	45759	32976	-12783	78735	59437	78841	19404	138278	105196	111817	6621	217013	107.11	107.96
2019/09/17	50842	26980	-23862	77822	49738	80331	30593	130069	100580	107311	6731	207891	108.12	107.56
2019/09/10	56579	23988	-32591	80567	55208	94409	39201	149617	111787	118397	6610	230184	107.52	108.12
2019/09/03	57222	29540	-27682	86762	58451	97429	38978	155880	115673	126969	11296	242642	105.94	106.93
2019/08/27	59795	26188	-33607	85983	60327	99944	39617	160271	120122	126132	6010	246254	105.76	106.23
2019/08/20	49984	18830	-31154	68814	66338	104320	37982	170658	116322	123150	6828	239472	106.25	105.36
2019/08/13	51764	27022	-24742	78786	68708	98250	29542	166958	120472	125272	4800	245744	106.74	106.32
2019/08/06	46225	35664	-10561	81889	67882	86529	18647	154411	114107	122193	8086	236300	106.44	105.58
2019/07/30	37028	41246	4218	78274	69070	66712	-2358	135782	106098	107958	1860	214056	108.59	106.59
2019/07/23	34642	44019	9377	78661	69196	63158	-6038	132354	103838	107177	3339	211015	108.23	108.71
2019/07/16	32905	44285	11380	77190	67152	57512	-9640	124664	100057	101797	1740	201854	108.24	107.72
2019/07/09	35346	38997	3651	74343	69473	64989	-4484	134462	104819	103986	-833	208805	108.85	107.85
2019/07/02	34198	35425	1227	69623	66542	67869	1327	134411	100740	103294	2554	204034	107.90	108.49
2019/06/25	31090	41237	10147	72327	65772	61991	-3781	127763	98862	103228	6366	200090	107.14	107.81
2019/06/18	28169	44734	16565	72903	63256	45768	-17488	109024	91425	90502	-923	181927	108.47	107.38
2019/06/11	20786	65951	45165	86737	112117	66547	-45570	178664	132903	132498	-405	265401	108.56	108.55
2019/06/04	27437	71826	44389	99263	104461	59919	-44542	164380	131898	131745	-153	263643	108.15	108.16
2019/05/28	25803	81380	55577	107183	110775	51158	-59617	161933	136578	132538	-4040	269116	109.36	108.37
2019/05/21	27540	82732	55192	110272	113574	48957	-64617	162531	141114	131689	-9425	272803	110.52	109.30
2019/05/14	35915	97495	61580	133410	112901	43105	-69796	156006	148816	140600	-8216	289416	109.65	110.02
2019/05/07	25869	117586	91717	143455	144412	40862	-103550	185274	170281	158448	-11833	328729	110.27	109.93
2019/04/30	20578	120177	99599	140755	150553	41944	-108609	192497	171131	162121	-9010	333252	111.45	111.09
2019/04/23	28121	122535	94414	150656	146962	42469	-104493	189431	175083	165004	-10079	340087	111.87	111.61
2019/04/16	31807	118913	87106	150720	137180	39680	-97500	176860	168987	158593	-10394	327580	112.02	111.92
2019/04/09	19914	91434	71520	111348	115660	38131	-77529	153791	135574	129565	-6009	265139	111.14	112.01
2019/04/02	20462	83203	62741	103665	109231	36315	-72916	145546	129693	119518	-10175	249211	111.33	111.68
2019/03/26	18323	80444	62121	98767	109519	39727	-69792	149246	127842	120171	-7671	248013	110.53	110.85
2019/03/19	20081	79302	59221	99383	111481	37929	-73552	149410	131562	117231	-14331	248793	111.37	109.95

**JAPANESE YEN - CHICAGO MERCANTILE EXCHANGE
FUTURES ONLY POSITIONS Code-097741**

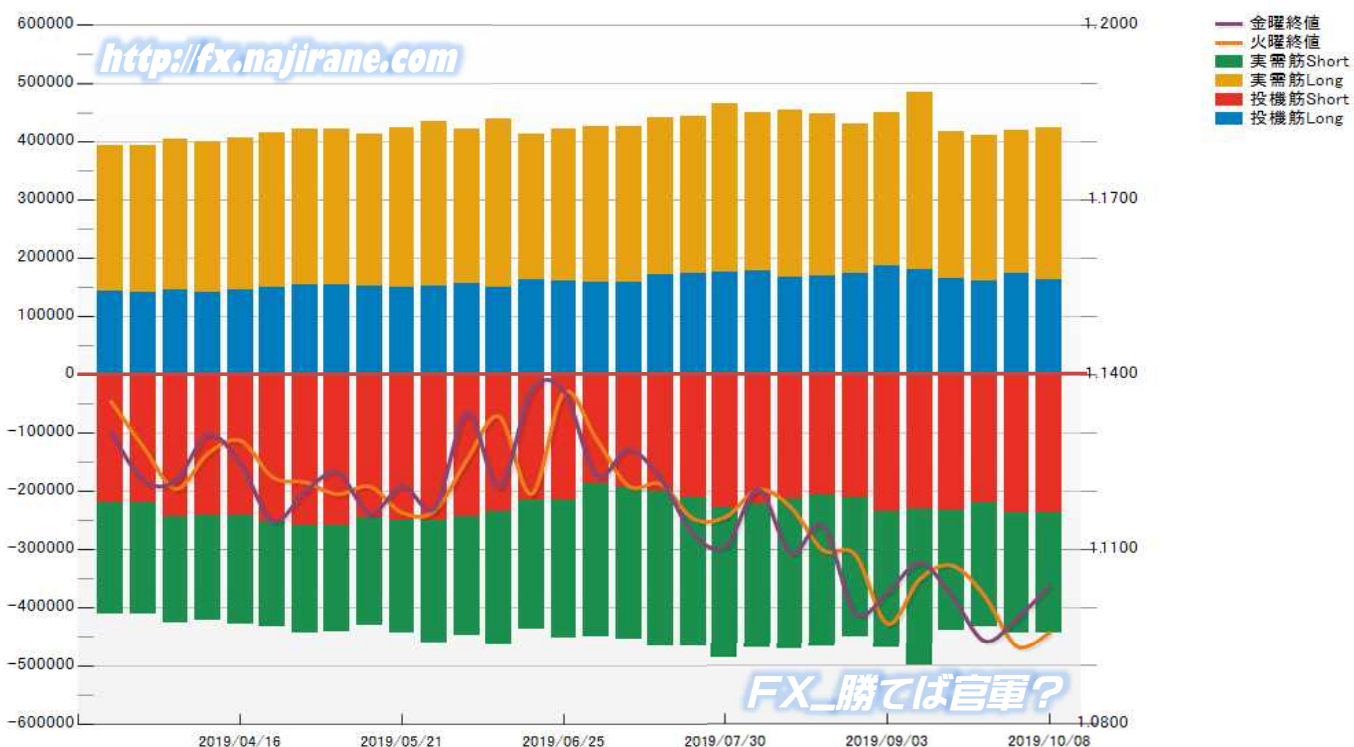


EURO FX - CHICAGO MERCANTILE EXCHANGE
FUTURES ONLY POSITIONS

Code-099741
2019/10/11 公表値

Date	投機筋集計				実需筋集計				投機筋+実需筋合計				ユーロドル終値	
	EUR買い	EUR売り	売り越し	売買計	EUR買い	EUR売り	売り越し	売買計	EUR買い	EUR売り	売り越し	売買計	火曜締め	金曜締め
2019/10/08	162777	238190	75413	400967	260777	206186	-54591	466963	423554	444376	20822	867930	1.0956	1.1036
2019/10/01	172258	238236	65978	410494	247476	206802	-40674	454278	419734	445038	25304	864772	1.0932	1.0981
2019/09/24	160687	221409	60722	382096	250286	211326	-38960	461612	410973	432735	21762	843708	1.1020	1.0942
2019/09/17	164272	232831	68559	397103	252628	207122	-45506	459750	416900	439953	23053	856853	1.1072	1.1018
2019/09/10	180535	230377	49842	410912	303836	270876	-32960	574712	484371	501253	16882	985624	1.1049	1.1076
2019/09/03	186144	235280	49136	421424	263544	236079	-27465	499623	449688	471359	21671	921047	1.0972	1.1026
2019/08/27	173451	212255	38804	385706	255401	239344	-16057	494745	428852	451599	22747	880451	1.1091	1.0990
2019/08/20	168455	206432	37977	374887	278685	262478	-16207	541163	447140	468910	21770	916050	1.1098	1.1140
2019/08/13	167214	213863	46649	381077	286585	259479	-27106	546064	453799	473342	19543	927141	1.1173	1.1093
2019/08/06	177988	221998	44010	399986	272245	248980	-23265	521225	450233	470978	20745	921211	1.1202	1.1203
2019/07/30	175132	229115	53983	404247	289310	258340	-30970	547650	464442	487455	23013	951897	1.1155	1.1106
2019/07/23	173483	212487	39004	385970	269699	254802	-14897	524501	443182	467289	24107	910471	1.1152	1.1125
2019/07/16	170487	201838	31351	372325	269227	265074	-4153	534301	439714	466912	27198	906626	1.1212	1.1219
2019/07/09	158398	194263	35865	352661	266303	260339	-5964	526642	424701	454602	29901	879303	1.1208	1.1271
2019/07/02	157122	188855	31733	345977	268544	261228	-7316	529772	425666	450083	24417	875749	1.1290	1.1226
2019/06/25	159285	215580	56295	374865	262025	238416	-23609	500441	421310	453996	32686	875306	1.1369	1.1371
2019/06/18	162795	215125	52330	377920	250067	222928	-27139	472995	412862	438053	25191	850915	1.1195	1.1372
2019/06/11	149661	236453	86792	386114	289197	227051	-62146	516248	438858	463504	24646	902362	1.1327	1.1207
2019/06/04	155771	243322	87551	399093	266118	205562	-60556	471680	421889	448884	26995	870773	1.1254	1.1334
2019/05/28	151129	250820	99691	401949	283460	211782	-71678	495242	434589	462602	28013	897191	1.1166	1.1171
2019/05/21	149873	250975	101102	400848	272597	194394	-78203	466991	422470	445369	22899	867839	1.1163	1.1208
2019/05/14	150681	245982	95301	396663	262186	186402	-75784	448588	412867	432384	19517	845251	1.1207	1.1161
2019/05/07	152633	258738	106105	411371	269233	184489	-84744	453722	421866	443227	21361	865093	1.1194	1.1231
2019/04/30	153821	259365	105544	413186	266740	184120	-82620	450860	420561	443485	22924	864046	1.1215	1.1199
2019/04/23	148331	253749	105418	402080	265335	179383	-85952	444718	413666	433132	19466	846798	1.1223	1.1148
2019/04/16	144867	242890	98023	387757	260967	186481	-74486	447448	405834	429371	23537	835205	1.1286	1.1246
2019/04/09	140401	242599	102198	383000	258102	180785	-77317	438887	398503	423384	24881	821887	1.1265	1.1297
2019/04/02	144973	244157	99184	389130	258809	183599	-75210	442408	403782	427756	23974	831538	1.1203	1.1218
2019/03/26	139696	219974	80278	359670	252484	191685	-60799	444169	392180	411659	19479	803839	1.1276	1.1218
2019/03/19	141700	219404	77704	361104	251905	191673	-60232	443578	393605	411077	17472	804682	1.1354	1.1301

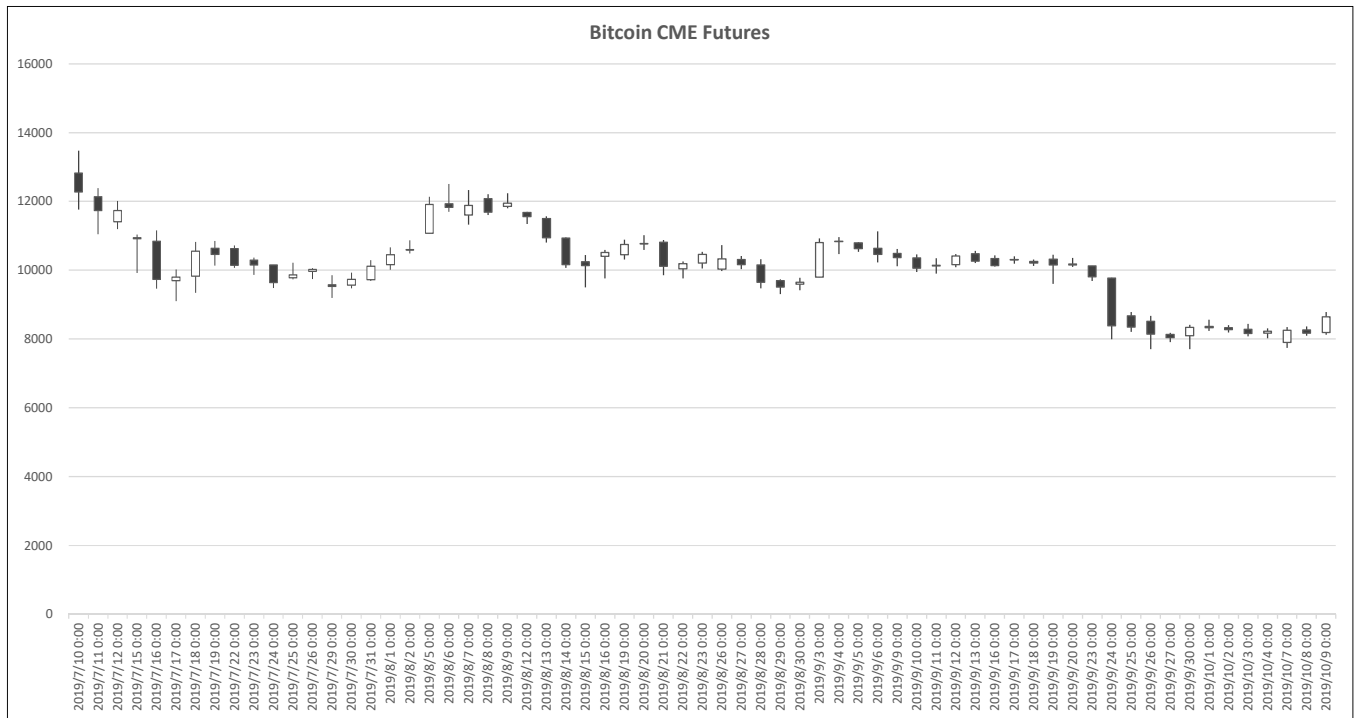
EURO FX - CHICAGO MERCANTILE EXCHANGE
FUTURES ONLY POSITIONS Code-099741



Bitcoin CME Futures (当月及び限月別)

※取引単位=5ビットコイン (CME CFビットコイン参考基準レート=BRRを対象)

Date	当月(2019/10)						2019/10		2019/11		2019/12		2020/03		
	Open	High	Low	Close	Volume	OpenInt	Close	Volume	Close	Volume	Close	Volume	Close	Volume	
2019-07-10	12825	13480	11760	12270	11972	5773	0	0	0	0	12570	28	0	0	
2019-07-11	12130	12385	11045	11730	11310	5490	0	0	0	0	11960	103	0	0	
2019-07-12	11405	12010	11195	11730	4017	5326	0	0	0	0	11990	66	0	0	
2019-07-15	10945	11040	9915	10910	8383	5319	0	0	0	0	11190	38	0	0	
2019-07-16	10840	11155	9460	9730	9748	5322	0	0	0	0	9925	94	0	0	
2019-07-17	9695	10025	9095	9795	8863	5358	0	0	0	0	10060	26	0	0	
2019-07-18	9825	10825	9345	10550	9531	5274	0	0	0	0	10850	38	0	0	
2019-07-19	10635	10845	10130	10460	5779	5314	0	0	0	0	10810	28	0	0	
2019-07-22	10630	10720	10070	10145	5992	5174	0	0	0	0	10540	22	0	0	
2019-07-23	10290	10370	9860	10150	4714	4928	0	0	0	0	10535	38	0	0	
2019-07-24	10155	10155	9485	9640	7483	4504	0	0	0	0	9970	23	0	0	
2019-07-25	9780	10215	9735	9865	6503	4594	0	0	0	0	10190	22	0	0	
2019-07-26	9965	10055	9740	10020	2718	4056	0	0	0	0	10210	3	0	0	
2019-07-29	9575	9850	9195	9530	3551	4014	9675	0	0	0	9705	9	0	0	
2019-07-30	9565	9930	9470	9735	2641	4302	9915	2	0	0	9910	6	0	0	
2019-07-31	9725	10295	9685	10115	2420	4471	10245	0	0	0	10305	16	0	0	
2019-08-01	10160	10665	10015	10450	2180	4685	10560	0	0	0	10630	9	0	0	
2019-08-02	10595	10870	10490	10600	3261	4734	10755	1	0	0	10825	33	0	0	
2019-08-05	11070	12130	11070	11910	4770	4819	12120	47	0	0	12215	36	0	0	
2019-08-06	11925	12505	11700	11830	4314	4692	12040	3	0	0	12130	6	0	0	
2019-08-07	11600	12330	11325	11885	5479	4784	12110	3	0	0	12200	31	0	0	
2019-08-08	12075	12205	11600	11690	2634	4682	11915	2	0	0	12000	2	0	0	
2019-08-09	11855	12235	11795	11945	3706	4863	12160	2	0	0	12260	4	0	0	
2019-08-12	11675	11700	11340	11560	2073	4913	11735	9	0	0	11845	19	0	0	
2019-08-13	11505	11570	10800	10945	4592	4729	11145	35	0	0	11235	32	0	0	
2019-08-14	10930	10955	10070	10160	6450	4653	10335	18	0	0	10435	19	0	0	
2019-08-15	10240	10440	9500	10130	8002	4565	10290	40	0	0	10385	49	0	0	
2019-08-16	10400	10590	9765	10515	5840	4561	10670	31	0	0	10775	77	0	0	
2019-08-19	10445	10890	10305	10745	3225	4525	10910	5	0	0	11035	15	0	0	
2019-08-20	10765	11015	10590	10775	2850	4485	10935	1	0	0	11035	15	0	0	
2019-08-21	10815	10880	9850	10115	5499	4279	10275	16	0	0	10365	22	0	0	
2019-08-22	10040	10255	9765	10185	4477	4187	10325	17	0	0	10410	99	0	0	
2019-08-23	10205	10535	10050	10460	3577	4323	10610	8	0	0	10685	4	0	0	
2019-08-26	10030	10730	9970	10330	5080	4223	10520	35	0	0	10605	75	0	0	
2019-08-27	10305	10410	10030	10165	4700	4091	10345	12	0	0	10425	30	0	0	
2019-08-28	10150	10320	9470	9645	7909	4132	9810	49	0	0	9870	107	0	0	
2019-08-29	9695	9730	9305	9505	5857	3905	9630	34	0	0	9710	58	0	0	
2019-08-30	9590	9780	9420	9650	2964	3731	9695	78	0	0	9790	30	0	0	
2019-09-03	9795	10925	9795	10800	7658	4493	10855	363	10900	0	10965	73	0	0	
2019-09-04	10840	10965	10470	10835	3959	4444	10915	191	10975	32	11025	35	0	0	
2019-09-05	10790	10810	10530	10625	3701	4236	10695	85	10745	32	10810	10	0	0	
2019-09-06	10635	11130	10230	10460	7261	4452	10550	385	10590	45	10670	67	0	0	
2019-09-09	10490	10620	10115	10370	4227	4312	10450	113	10495	31	10570	117	0	0	
2019-09-10	10360	10455	9945	10060	3512	4128	10150	69	10200	8	10270	35	0	0	
2019-09-11	10145	10345	9900	10125	3624	4039	10210	77	10260	6	10340	13	0	0	
2019-09-12	10160	10470	10085	10410	3229	4380	10485	81	10540	6	10630	43	0	0	
2019-09-13	10480	10560	10205	10265	3351	4270	10365	124	10440	86	10530	265	0	0	
2019-09-16	10335	10430	10105	10135	2684	4205	10240	127	10310	37	10380	207	0	0	
2019-09-17	10305	10405	10185	10305	1680	4174	10390	42	10470	16	10535	39	0	0	
2019-09-18	10250	10310	10120	10205	1695	4242	10300	99	10375	4	10445	11	0	0	
2019-09-19	10315	10450	9605	10155	4954	4085	10230	406	10290	51	10355	153	0	0	
2019-09-20	10155	10355	10095	10180	2658	4162	10275	102	10360	23	10430	133	0	0	
2019-09-23	10125	10125	9690	9805	5947	3955	9915	790	10015	66	10080	446	0	0	
2019-09-24	9770	9780	7995	8380	14340	4178	8430	2747	8475	367	8505	699	0	0	
2019-09-25	8670	8785	8205	8350	8181	3541	8405	1667	8440	247	8495	443	0	0	
2019-09-26	8515	8670	7710	8145	9307	3418	8180	3517	8235	169	8285	252	0	0	
2019-09-27	8130	8180	7910	8035	3652	3095	8035	3497	8080	67	8130	88	0	0	
2019-09-30	8090	8415	7710	8335	5387	3333	8335	4976	8365	265	8405	146	8525	0	0
2019-10-01	8360	8560	8235	8325	3723	3348	8325	3539	8370	108	8400	67	8500	9	0
2019-10-02	8330	8400	8185	8270	1943	3346	8270	1861	8320	44	8355	33	8470	5	0
2019-10-03	8285	8435	8075	8160	2728	3474	8160	2581	8205	92	8245	33	8330	22	0
2019-10-04	8165	8310	8020	8225	2064	3372	8225	1994	8255	61	8290	7	8375	2	0
2019-10-07	7900	8350	7745	8255	6220	3386	8255	5782	8290	298	8330	105	8425	35	0
2019-10-08	8260	8365	8095	8170	2512	3335	8170	2275	8225	141	8270	86	8360	10	0
2019-10-09	8185	8780	8125	8645	5212	3838	8645	4716	8685	301	8740	178	8835	17	0



過去5日及び過去4週の4本値と各種ピボット

2019/10/07 ~ 2019/10/11

USD/JPY						Demark								Pivot					Fibonacci Zone													
当日のOHLCLから計算される翌日の						TD Range Projection				TD pivot points				StopLoss					3-days AVG					Support Zone 2		Support Zone 1		BP	Resistance Zone 1		Resistance Zone 2	
日足	Open	High	Low	Close	値幅/日	引け形態	真の高値	真の安値	予想高値	予想安値	予想高値	予想安値	LBOP	S2	S1	PP	R1	R2	HBOP	3-days AVG	Support Zone 2	Support Zone 1	BP	Resistance Zone 1	Resistance Zone 2							
2019/10/07	106.68	107.46	106.68	107.24	78p	陽線引け	-	-	-	-	-	-	106.01	106.34	106.79	107.12	107.57	107.90	108.35		106.04 ~ 106.34	106.64 ~ 106.73	107.12	107.51 ~ 107.61	107.90 ~ 108.20							
2019/10/08	107.23	107.44	106.82	107.07	63p	陰線引け	107.44	106.82	107.26	106.63	107.26	106.63	106.15	106.48	106.78	107.11	107.40	107.74	108.03		106.24 ~ 106.48	106.72 ~ 106.80	107.11	107.42 ~ 107.50	107.74 ~ 107.97							
2019/10/09	107.07	107.63	106.94	107.47	69p	陽線引け	107.63	106.94	107.89	107.20	107.89	107.20	106.37	106.65	107.06	107.34	107.75	108.03	108.44	107.19	Bull	106.39 ~ 106.65	106.92 ~ 107.00	107.34	107.69 ~ 107.77	108.03 ~ 108.30						
2019/10/10	107.46	108.02	107.04	107.87	98p	陽線引け	108.02	107.04	108.43	107.46	108.43	107.46	106.29	106.66	107.27	107.64	108.25	108.62	109.22	107.36	Bull	106.29 ~ 106.66	107.04 ~ 107.15	107.64	108.13 ~ 108.25	108.62 ~ 108.99						
2019/10/11	107.87	108.62	107.85	108.39	77p	陽線引け	108.62	107.85	108.88	108.12	108.88	108.12	107.19	107.52	107.95	108.28	108.72	109.05	109.48	107.76	Bull	107.23 ~ 107.52	107.81 ~ 107.90	108.28	108.67 ~ 108.76	109.05 ~ 109.34						
週足	Open	High	Low	Close	値幅/週	引け形態	真の高値	真の安値	予想高値	予想安値	予想高値	予想安値	LBOP	S2	S1	PP	R1	R2	HBOP	3-days AVG	Support Zone 2	Support Zone 1	BP	Resistance Zone 1	Resistance Zone 2							
2019/09/16 ~ 2019/09/20	107.70	108.48	107.50	107.56	98p	陰線引け	-	-	-	-	-	-	106.24	106.87	107.21	107.85	108.19	108.82	109.17		106.49 ~ 106.87	107.24 ~ 107.36	107.85	108.34 ~ 108.45	108.82 ~ 109.20							
2019/09/23 ~ 2019/09/27	107.72	108.18	106.96	107.96	122p	陽線引け	108.18	107.50	108.41	107.73	108.68	107.46	106.00	106.48	107.22	107.70	108.44	108.92	109.66		106.02 ~ 106.48	106.95 ~ 107.09	107.70	108.31 ~ 108.45	108.92 ~ 109.38							
2019/09/30 ~ 2019/10/04	107.99	108.46	106.50	106.85	196p	陰線引け	108.46	106.50	107.66	105.69	107.66	105.69	104.12	105.31	106.08	107.27	108.04	109.23	110.00	107.61	Bear	104.56 ~ 105.31	106.06 ~ 106.29	107.27	108.25 ~ 108.48	109.23 ~ 109.98						
2019/10/07 ~ 2019/10/11	106.68	108.62	106.68	108.39	194p	陽線引け	108.62	106.68	109.47	107.53	109.47	107.53	105.23	105.95	107.17	107.89	109.11	109.83	111.05	107.62	Bull	105.21 ~ 105.95	106.69 ~ 106.92	107.89	108.86 ~ 109.09	109.83 ~ 110.58						

EUR/JPY						Demark								Pivot					Fibonacci Zone													
当日のOHLCLから計算される翌日の						TD Range Projection				TD pivot points				StopLoss					3-days AVG					Support Zone 2		Support Zone 1		BP	Resistance Zone 1		Resistance Zone 2	
日足	Open	High	Low	Close	値幅/日	引け形態	真の高値	真の安値	予想高値	予想安値	予想高値	予想安値	LBOP	S2	S1	PP	R1	R2	HBOP	3-days AVG	Support Zone 2	Support Zone 1	BP	Resistance Zone 1	Resistance Zone 2							
2019/10/07	117.13	117.90	117.13	117.65	77p	陽線引け	-	-	-	-	-	-	116.45	116.79	117.22	117.56	117.99	118.33	118.76		116.49 ~ 116.79	117.08 ~ 117.17	117.56	117.94 ~ 118.03	118.33 ~ 118.63							
2019/10/08	117.66	117.97	117.13	117.31	84p	陰線引け	117.97	117.13	117.64	116.80	117.64	116.80	116.14	116.63	116.97	117.47	117.81	118.31	118.64		116.31 ~ 116.63	116.95 ~ 117.05	117.47	117.89 ~ 117.99	118.31 ~ 118.63							
2019/10/09	117.31	118.10	117.21	117.93	89p	陽線引け	118.10	117.21	118.45	117.57	118.45	117.57	116.50	116.86	117.39	117.74	118.28	118.63	119.17	117.59	Bull	116.52 ~ 116.86	117.20 ~ 117.30	117.74	118.19 ~ 118.29	118.63 ~ 118.97						
2019/10/10	117.92	118.95	117.58	118.76	137p	陽線引け	118.95	117.58	119.53	118.17	119.53	118.17	116.54	117.06	117.91	118.43	119.27	119.79	120.64	117.88	Bull	116.54 ~ 117.06	117.58 ~ 117.74	118.43	119.11 ~ 119.27	119.79 ~ 120.32						
2019/10/11	118.75	119.99	118.73	119.62	126p	陽線引け	119.99	118.73	120.44	119.17	120.44	119.17	117.64	118.18	119.90	119.44	120.16	120.71	121.43	118.54	Bull	117.70 ~ 118.18	118.66 ~ 118.81	119.44	120.08 ~ 120.23	120.71 ~ 121.19						
週足	Open	High	Low	Close	値幅/週	引け形態	真の高値	真の安値	予想高値	予想安値	予想高値	予想安値	LBOP	S2	S1	PP	R1	R2	HBOP	3-days AVG	Support Zone 2	Support Zone 1	BP	Resistance Zone 1	Resistance Zone 2							
2019/09/16 ~ 2019/09/20	119.26	119.82	118.50	118.51	132p	陰線引け	-	-	-	-	-	-	116.74	117.62	118.07	118.94	119.39	120.27	120.71		117.12 ~ 117.62	118.13 ~ 118.28	118.94	119.61 ~ 119.76	120.27 ~ 120.77							
2019/09/23 ~ 2019/09/27	118.68	118.79	117.45	118.13	134p	陽線引け	118.79	117.45	118.46	117.79	118.46	117.12	116.11	116.78	117.45	118.12	118.80	119.46	120.14		116.27 ~ 116.78	117.29 ~ 117.45	118.12	118.79 ~ 118.95	119.46 ~ 119.98							
2019/09/30 ~ 2019/10/04	118.15	118.17	117.08	117.33	109p	陰線引け	118.17	117.08	117.75	116.67	117.75	116.67	115.80	116.44	116.89	117.53	117.97	118.62	119.06	118.20	Bear	116.03 ~ 116.44	116.86 ~ 116.99	117.53	118.07 ~ 118.20	118.62 ~ 119.03						
2019/10/07 ~ 2019/10/11	117.13	119.99	117.13	119.62	286p	陽線引け	119.99	117.13	121.23	118.37	121.23	118.37	114.98	116.05	117.84	118.91	120.70	121.77	123.56	118.19	Bull	114.96 ~ 116.05	117.14 ~ 117.48	118.91	120.34 ~ 120.68	121.77 ~ 122.86						

EUR/USD						Demark								Pivot					Fibonacci Zone													
当日のOHLCLから計算される翌日の						TD Range Projection				TD pivot points				StopLoss					3-days AVG					Support Zone 2		Support Zone 1		BP	Resistance Zone 1		Resistance Zone 2	
日足	Open	High	Low	Close	値幅/日	引け形態	真の高値	真の安値	予想高値	予想安値	予想高値	予想安値	LBOP	S2	S1	PP	R1	R2	HBOP	3-days AVG	Support Zone 2	Support Zone 1	BP	Resistance Zone 1	Resistance Zone 2							
2019/10/07	1.0980	1.1000	1.0962	1.0972	38p	陰線引け	-	-	-	-	-	-	1.0918	1.0940	1.0956	1.0978	1.0994	1.1016	1.1032		1.0925 ~ 1.0940	1.0954 ~ 1.0959	1.0978	1.0997 ~ 1.1002	1.1016 ~ 1.1031							
2019/10/08	1.0972	1.0996	1.0942	1.0956	54p	陽線引け	1.0996	1.0942	1.0976	1.0922	1.0976	1.0922	1.0879	1.0910	1.0933	1.0964	1.0987	1.1018	1.1041		1.0890 ~ 1.0910	1.0931 ~ 1.0937	1.0964	1.0991 ~ 1.0998	1.1018 ~ 1.1039							
2019/10/09	1.0956	1.0990	1.0955	1.0973	35p	陰線引け	1.0990	1.0955	1.0999	1.0964	1.0999	1.0964	1.0921	1.0938	1.0956	1.0973	1.0991	1.1008	1.1025	1.0972	Bull	1.0925 ~ 1.0938	1.0951 ~ 1.0955	1.0973	1.0990 ~ 1.0994	1.1008 ~ 1.1021						
2019/10/10	1.0973	1.1034	1.0973	1.1009	61p	陽線引け	1.1034	1.0973	1.1052	1.0991	1.1052	1.0991	1.0916	1.0944	1.0977	1.1005	1.1037	1.1066	1.1098	1.0981	Bull	1.0921 ~ 1.0944	1.0968 ~ 1.0975	1.1005	1.1036 ~ 1.1043	1.1066 ~ 1.1089						
2019/10/11	1.1009	1.1063	1.1002	1.1036	61p	陽線引け	1.1063	1.1002	1.1080	1.1019	1.1080	1.1019	1.0943	1.0972	1.1004	1.1035	1.1066	1.1095	1.1127	1.1004	Bull	1.0949 ~ 1.0972	1.0996 ~ 1.1003	1.1034	1.1064 ~ 1.1071	1.1095 ~ 1.1118						
週足	Open	High	Low	Close	値幅/週	引け形態	真の高値	真の安値	予想高値	予想安値	予想高値	予想安値	LBOP	S2	S1	PP	R1	R2	HBOP	3-days AVG	Support Zone 2	Support Zone 1	BP	Resistance Zone 1	Resistance Zone 2							
2019/09/16 ~ 2019/09/20	1.1064	1.1110	1.0991	1.1018	119p	陰線引け	-	-	-	-	-	-	1.0850	1.0920	1.0969	1.1039	1.1088	1.1159	1.1207		1.0875 ~ 1.0920	1.0966 ~ 1.0980	1.1039	1.1099 ~ 1.1113	1.1159 ~ 1.1204							
2019/09/23 ~ 2019/09/27	1.1017	1.1026	1.0905	1.0942	120p	陽線引け	1.1026	1.0942	1.0984	1.0900	1.0984	1.0863	1.0769	1.0837	1.0889	1.0957	1.1010	1.1078	1.1130		1.0791 ~ 1.0837	1.0883 ~ 1.0897	1.0957	1.1018 ~ 1.1032	1.1078 ~ 1.1124							
2019/09/30 ~ 2019/10/04	1.0941	1.0999	1.0879	1.0981	120p	陽線引け	1.0999	1.0879	1.1050	1.0930	1.1050	1.0930	1.0788	1.0834	1.0908	1.0953	1.1027	1.1073	1.1147	1.0983	Bear	1.0788 ~ 1.0834	1.0879 ~ 1.0893	1.0953	1.1013 ~ 1.1027	1.1073 ~ 1.1119						
2019/10/07 ~ 2019/10/11	1.0980	1.1063	1.0942	1.1036	121p	陽線引け	1.1063	1.0942	1.1110	1.0989	1.1110	1.0989	1.0843	1.0892	1.0964	1.1014	1.1086	1.1135	1.1207	1.0975	Bull	1.0846 ~ 1.0892	1.0939 ~ 1.0953	1.1014	1.1074 ~ 1.1089	1.1135 ~ 1.1181						

GBP/JPY						Demark								Pivot					Fibonacci Zone													
当日のOHLCLから計算される翌日の						TD Range Projection				TD pivot points				StopLoss					3-days AVG					Support Zone 2		Support Zone 1		BP	Resistance Zone 1		Resistance Zone 2	
日足	Open	High	Low	Close	値幅/日	引け形態	真の高値	真の安値	予想高値	予想安値	予想高値	予想安値	LBOP	S2	S1	PP	R1	R2	HBOP	3-days AVG	Support Zone 2	Support Zone 1	BP	Resistance Zone 1	Resistance Zone 2							
2019/10/07	131.45	132.25	131.32	131.79	93p	陰線引け	-	-	-	-	-	-	130.40	130.86	131.33	131.79	132.25	132.71	133.18		130.51 ~ 130.86	131.22 ~ 131.32	131.79	132.25 ~ 132.36	132.71 ~ 133.07							
2019/10/08</																																

IMM扱い8通貨/ダウ/日経/金/オイル/主要クロス円の過去5日及び過去5週の4本値

AUDUSD 5					CADUSD 5					CHFUSD 5				
Date	Open	High	Low	Close	Date	Open	High	Low	Close	Date	Open	High	Low	Close
2019/10/11	0.6762	0.6811	0.6754	0.6790	2019/10/11	0.7525	0.7592	0.7519	0.7573	2019/10/11	1.0037	1.0042	1.0009	1.0025
2019/10/10	0.6724	0.6775	0.6711	0.6762	2019/10/10	0.7499	0.7536	0.7493	0.7525	2019/10/10	1.0044	1.0086	1.0027	1.0037
2019/10/09	0.6729	0.6750	0.6715	0.6724	2019/10/09	0.7505	0.7522	0.7497	0.7499	2019/10/09	1.0071	1.0084	1.0037	1.0045
2019/10/08	0.6733	0.6757	0.6723	0.6729	2019/10/08	0.7512	0.7526	0.7498	0.7505	2019/10/08	1.0053	1.0096	1.0042	1.0071
2019/10/07	0.6762	0.6765	0.6730	0.6733	2019/10/07	0.7506	0.7524	0.7501	0.7513	2019/10/07	1.0047	1.0074	1.0035	1.0053

CNYUSD 5					EURUSD 5					GBPUSD 5				
Date	Open	High	Low	Close	Date	Open	High	Low	Close	Date	Open	High	Low	Close
2019/10/11	0.1405	0.1411	0.1405	0.1410	2019/10/11	1.1009	1.1063	1.1002	1.1036	2019/10/11	1.2439	1.2707	1.2417	1.2658
2019/10/10	0.1402	0.1408	0.1402	0.1404	2019/10/10	1.0973	1.1034	1.0973	1.1009	2019/10/10	1.2210	1.2469	1.2209	1.2440
2019/10/09	0.1400	0.1404	0.1399	0.1404	2019/10/09	1.0956	1.0990	1.0955	1.0973	2019/10/09	1.2223	1.2290	1.2199	1.2209
2019/10/08	0.1399	0.1405	0.1399	0.1402	2019/10/08	1.0972	1.0996	1.0942	1.0956	2019/10/08	1.2290	1.2303	1.2196	1.2220
2019/10/07	0.1399	0.1399	0.1399	0.1399	2019/10/07	1.0980	1.1000	1.0962	1.0972	2019/10/07	1.2322	1.2337	1.2287	1.2290

JPYUSD 5					MXNUSD 5					NZDUSD 5				
Date	Open	High	Low	Close	Date	Open	High	Low	Close	Date	Open	High	Low	Close
2019/10/11	0.9270	0.9272	0.9207	0.9226	2019/10/11	5.1412	5.1888	5.1389	5.1859	2019/10/11	0.6320	0.6354	0.6316	0.6333
2019/10/10	0.9306	0.9343	0.9258	0.9270	2019/10/10	5.1076	5.1421	5.0924	5.1412	2019/10/10	0.6289	0.6335	0.6277	0.6320
2019/10/09	0.9339	0.9352	0.9291	0.9305	2019/10/09	5.0948	5.1199	5.0939	5.1076	2019/10/09	0.6296	0.6325	0.6287	0.6289
2019/10/08	0.9325	0.9362	0.9307	0.9340	2019/10/08	5.1097	5.1238	5.0934	5.0948	2019/10/08	0.6290	0.6327	0.6286	0.6296
2019/10/07	0.9374	0.9374	0.9306	0.9325	2019/10/07	5.1177	5.1219	5.1044	5.1097	2019/10/07	0.6317	0.6322	0.6284	0.6290

Nikkei 225 - Japan (NIX)					
Date	Open	High	Low	Close	(ドル建て終値)
2019/10/11	21749.93	21820.58	21658.27	21798.87	201.12
2019/10/10	21456.27	21601.46	21308.88	21551.98	199.79
2019/10/09	21359.84	21467.77	21359.84	21456.38	199.66
2019/10/08	21494.48	21628.95	21485.05	21587.78	201.62
2019/10/07	21445.73	21475.28	21328.72	21375.25	199.33
週4本値	21445.73	21820.58	21308.88	21798.87	201.12

XAUUSD 5					
Date	Open	High	Low	Close	出来高
2019/10/11	1494.23	1503.24	1474.10	1485.84	0
2019/10/10	1505.86	1516.98	1491.33	1494.14	599286300
2019/10/09	1505.80	1511.86	1499.98	1505.57	1068754100
2019/10/08	1493.57	1509.46	1487.25	1505.54	554124900
2019/10/07	1512.54	1512.54	1488.17	1493.44	607852200
週4本値	1512.54	1516.98	1474.10	1485.84	1113073100

Dow Jones Industrial - USA (DJIA)					
Date	Open	High	Low	Close	出来高
2019/10/11	26694.20	27013.97	26694.20	26816.59	0
2019/10/10	26317.35	26603.31	26314.51	26496.67	62791212
2019/10/09	26308.23	26424.31	26249.75	26346.01	58720595
2019/10/08	26276.59	26421.81	26139.80	26164.04	71569646
2019/10/07	26502.33	26655.84	26424.54	26478.02	64404052
週4本値	26502.33	27013.97	26139.80	26816.59	64404052

Historical Data by

 Arrangement by


Crude Light Oil 5						
Date	Open	High	Low	Close	出来高	
2019/10/11	53.88	54.93	53.64	54.70	1478222	
2019/10/10	52.69	53.97	51.38	53.55	1186116	
2019/10/09	52.57	53.74	52.31	52.59	1173961	
2019/10/08	52.81	53.27	51.81	52.63	1205323	
2019/10/07	52.69	54.06	52.59	52.75	1017746	
週4本値	52.69	54.93	51.38	54.70	1173961	

USDJPY 5					EURJPY 5					GBPJPY 5				
日付	始値	高値	安値	終値	日付	始値	高値	安値	終値	日付	始値	高値	安値	終値
2019/10/11	107.87	108.62	107.85	108.39	2019/10/11	118.75	119.99	118.73	119.62	2019/10/11	134.18	137.89	134.01	137.20
2019/10/10	107.46	108.02	107.04	107.87	2019/10/10	117.92	118.95	117.58	118.76	2019/10/10	131.21	134.55	130.73	134.19
2019/10/09	107.07	107.63	106.94	107.47	2019/10/09	117.31	118.10	117.21	117.93	2019/10/09	130.88	131.81	130.66	131.21
2019/10/08	107.23	107.44	106.82	107.07	2019/10/08	117.66	117.97	117.13	117.31	2019/10/08	131.80	132.12	130.44	130.85
2019/10/07	106.68	107.46	106.68	107.24	2019/10/07	117.13	117.90	117.13	117.65	2019/10/07	131.45	132.25	131.32	131.79

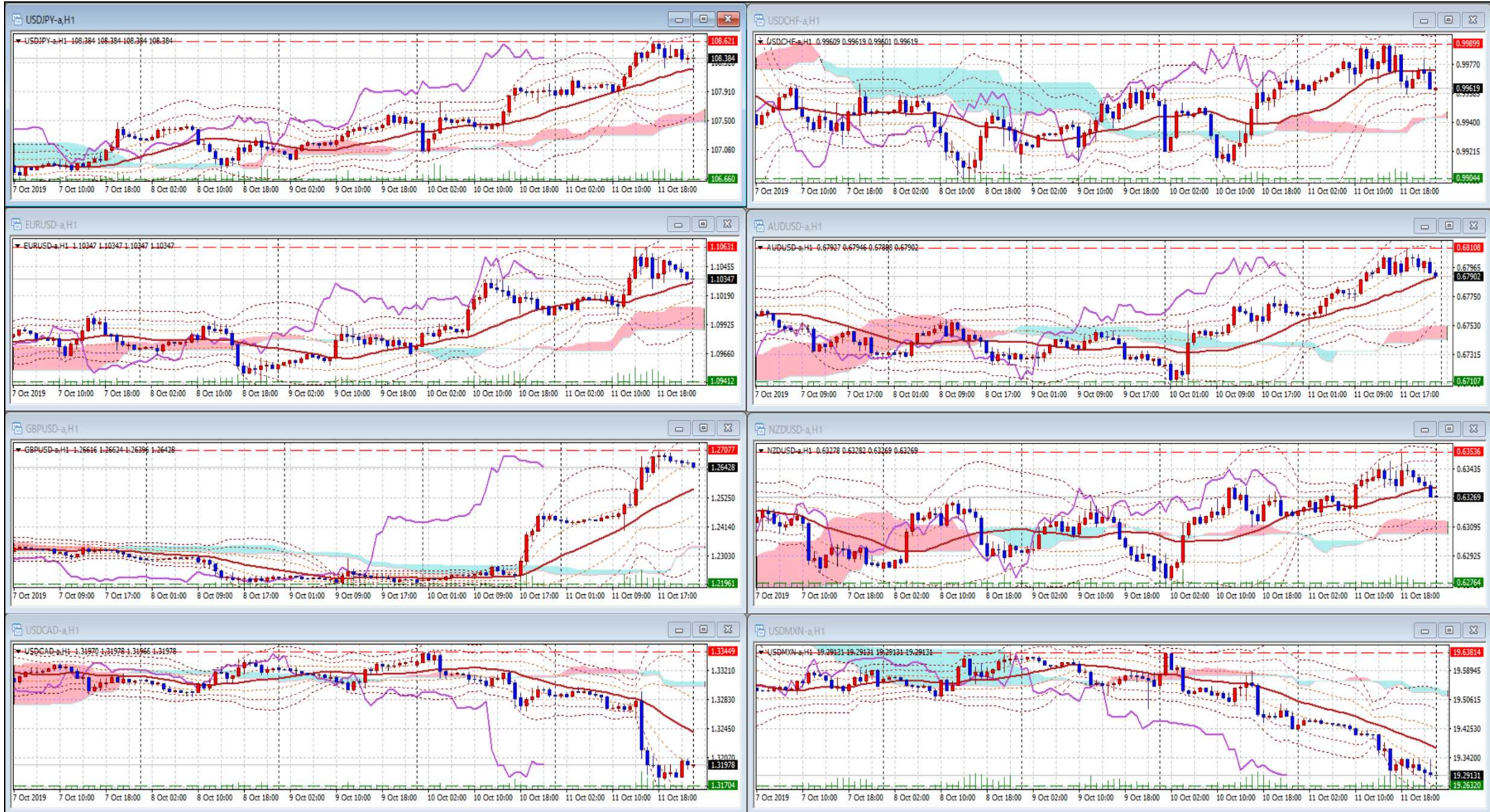
USDJPY Weekly 28					EURJPY Weekly 28					GBPJPY Weekly 28				
日付	始値	高値	安値	終値	日付	始値	高値	安値	終値	日付	始値	高値	安値	終値
2019/10/11	106.68	108.62	106.68	108.39	2019/10/11	117.13	119.99	117.13	119.62	2019/10/11	131.45	137.89	130.44	137.20
2019/10/04	107.99	108.46	106.50	106.85	2019/10/04	118.15	118.17	117.08	117.33	2019/10/04	132.75	133.36	131.29	131.81
2019/09/27	107.72	108.18	106.96	107.96	2019/09/27	118.68	118.79	117.45	118.13	2019/09/27	134.32	134.59	132.33	132.73
2019/09/20	107.70	108.48	107.50	107.56	2019/09/20	119.26	119.82	118.50	118.51	2019/09/20	134.58	135.72	133.89	134.13
2019/09/13	106.85	108.26	106.77	108.12	2019/09/13	117.83	120.00	117.55	119.75	2019/09/13	131.19	135.11	130.82	135.06

先週のIMM取り扱い対ドル8通貨チャート

※ 赤点線は適最高値/青天線は適最低値、BB中心線はSMA21

2019/10/07 ~ 2019/10/11

Chart by OANDA Japan MetaTrader4



Pivot Maker Ver 3.0 by FX_勝てば官軍?

<http://fx.najirane.com>