

JAPANESE YEN - CHICAGO MERCANTILE EXCHANGE

Code-097741

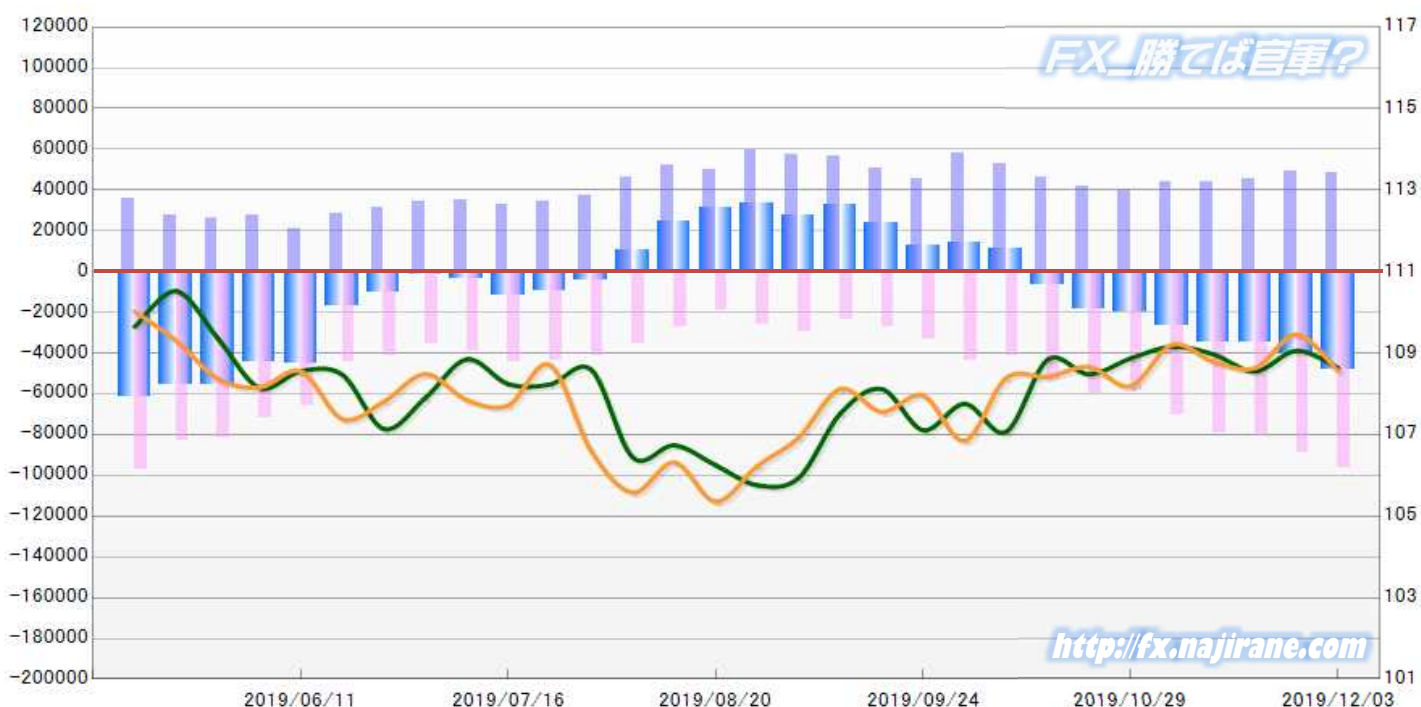
2019/06/11 ~ 2019/12/03

2019/12/06 NYクローズ時公表値

Report_Date	Non Commercial Positions												火曜日 引け値	金曜日 引け値
	Long	増減	増減(%)	Short	増減	増減(%)	売り越し	増減	増減(%)	売買計	増減	増減(%)		
2019/12/03	48312	-966	-2.0%	96135	7266	8.2%	47823	8232	20.8%	144447	6300	4.6%	108.64	108.56
2019/11/26	49278	3855	8.5%	88869	8415	10.5%	39591	4560	13.0%	138147	12270	9.7%	109.06	109.46
2019/11/19	45423	1459	3.3%	80454	1493	1.9%	35031	34	0.1%	125877	2952	2.4%	108.55	108.64
2019/11/12	43964	-32	-0.1%	78961	8360	11.8%	34997	8392	31.5%	122925	8328	7.3%	108.97	108.79
2019/11/05	43996	4811	12.3%	70601	11718	19.9%	26605	6907	35.1%	114597	16529	16.9%	109.16	109.21
2019/10/29	39185	-2371	-5.7%	58883	-838	-1.4%	19698	1533	8.4%	98068	-3209	-3.2%	108.87	108.19
2019/10/22	41556	-4860	-10.5%	59721	6664	12.6%	18165	11524	173.5%	101277	1804	1.8%	108.48	108.66
2019/10/15	46416	-6387	-12.1%	53057	11266	27.0%	6641	-17653	-160.3%	99473	4879	5.2%	108.84	108.42
2019/10/08	52803	-5090	-8.8%	41791	-2185	-5.0%	-11012	-2905	-20.9%	94594	-7275	-7.1%	107.07	108.39
2019/10/01	57893	12134	26.5%	43976	11000	33.4%	-13917	1134	8.9%	101869	23134	29.4%	107.76	106.85
2019/09/24	45759	-5083	-10.0%	32976	5996	22.2%	-12783	-11079	-46.4%	78735	913	1.2%	107.11	107.96
2019/09/17	50842	-5737	-10.1%	26980	2992	12.5%	-23862	-8729	-26.8%	77822	-2745	-3.4%	108.12	107.56
2019/09/10	56579	-643	-1.1%	23988	-5552	-18.8%	-32591	4909	17.7%	80567	-6195	-7.1%	107.52	108.12
2019/09/03	57222	-2573	-4.3%	29540	3352	12.8%	-27682	-5925	-17.6%	86762	779	0.9%	105.94	106.93
2019/08/27	59795	9811	19.6%	26188	7358	39.1%	-33607	2453	7.9%	85983	17169	24.9%	105.76	106.23
2019/08/20	49984	-1780	-3.4%	18830	-8192	-30.3%	-31154	6412	25.9%	68814	-9972	-12.7%	106.25	105.36
2019/08/13	51764	5539	12.0%	27022	-8642	-24.2%	-24742	14181	134.3%	78786	-3103	-3.8%	106.74	106.32
2019/08/06	46225	9197	24.8%	35664	-5582	-13.5%	-10561	-14779	-350.4%	81889	3615	4.6%	106.44	105.58
2019/07/30	37028	2386	6.9%	41246	-2773	-6.3%	4218	-5159	-55.0%	78274	-387	-0.5%	108.59	106.59
2019/07/23	34642	1737	5.3%	44019	-266	-0.6%	9377	-2003	-17.6%	78661	1471	1.9%	108.23	108.71
2019/07/16	32905	-2441	-6.9%	44285	5288	13.6%	11380	7729	211.7%	77190	2847	3.8%	108.24	107.72
2019/07/09	35346	1148	3.4%	38997	3572	10.1%	3651	2424	197.6%	74343	4720	6.8%	108.85	107.85
2019/07/02	34198	3108	10.0%	35425	-5812	-14.1%	1227	-8920	-87.9%	69623	-2704	-3.7%	107.90	108.49
2019/06/25	31090	2921	10.4%	41237	-3497	-7.8%	10147	-6418	-38.7%	72327	-576	-0.8%	107.14	107.81
2019/06/18	28169	7383	35.5%	44734	-21217	-32.2%	16565	-28600	-63.3%	72903	-13834	-15.9%	108.47	107.38
2019/06/11	20786			65951			45165			86737			108.56	108.55

JAPANESE YEN - CHICAGO MERCANTILE EXCHANGE
FUTURES ONLY POSITIONS

— 金曜終値 — 火曜終値 — Short枚数 — Long枚数 ■ 売り越し or 買い越し枚数



EURO FX - CHICAGO MERCANTILE EXCHANGE

Code-099741

2019/06/11 ~ 2019/12/03

2019/12/06 NYクローズ時公表値

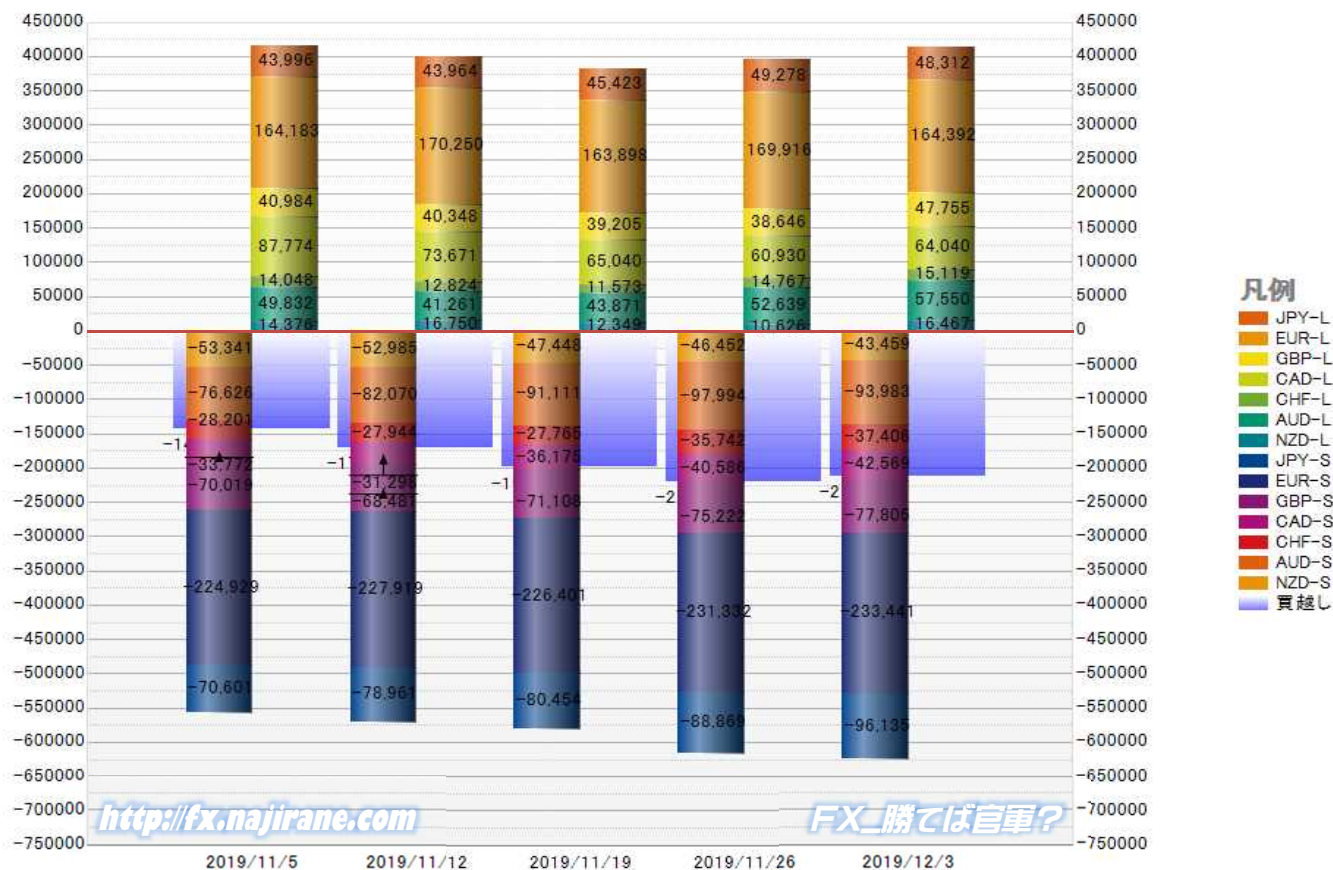
Report_Date	Non Commercial Positions												火曜日 引け値	金曜日 引け値
	Long	増減		Short	増減		売り越し	増減		売買計	増減			
2019/12/03	164392	-5524	-3.3%	233441	2109	0.9%	69049	7633	12.4%	397833	-3415	-0.9%	1.1082	1.1060
2019/11/26	169916	6018	3.7%	231332	4931	2.2%	61416	-1087	-1.7%	401248	10949	2.8%	1.1024	1.1018
2019/11/19	163898	-6352	-3.7%	226401	-1518	-0.7%	62503	4834	8.4%	390299	-7870	-2.0%	1.1078	1.1023
2019/11/12	170250	6067	3.7%	227919	2990	1.3%	57669	-3077	-5.1%	398169	9057	2.3%	1.1012	1.1054
2019/11/05	164183	-2357	-1.4%	224929	5034	2.3%	60746	7391	13.9%	389112	2677	0.7%	1.1075	1.1022
2019/10/29	166540	-2113	-1.3%	219895	192	0.1%	53355	2305	4.5%	386435	-1921	-0.5%	1.1112	1.1166
2019/10/22	168653	13680	8.8%	219703	-10424	-4.5%	51050	-24104	-32.1%	388356	3256	0.8%	1.1125	1.1081
2019/10/15	154973	-7804	-4.8%	230127	-8063	-3.4%	75154	-259	-0.3%	385100	-15867	-4.0%	1.1031	1.1161
2019/10/08	162777	-9481	-5.5%	238190	-46	0.0%	75413	9435	14.3%	400967	-9527	-2.3%	1.0956	1.1036
2019/10/01	172258	11571	7.2%	238236	16827	7.6%	65978	5256	8.7%	410494	28398	7.4%	1.0932	1.0981
2019/09/24	160687	-3585	-2.2%	221409	-11422	-4.9%	60722	-7837	-11.4%	382096	-15007	-3.8%	1.1020	1.0942
2019/09/17	164272	-16263	-9.0%	232831	2454	1.1%	68559	18717	37.6%	397103	-13809	-3.4%	1.1072	1.1018
2019/09/10	180535	-5609	-3.0%	230377	-4903	-2.1%	49842	706	1.4%	410912	-10512	-2.5%	1.1049	1.1076
2019/09/03	186144	12693	7.3%	235280	23025	10.8%	49136	10332	26.6%	421424	35718	9.3%	1.0972	1.1026
2019/08/27	173451	4996	3.0%	212255	5823	2.8%	38804	827	2.2%	385706	10819	2.9%	1.1091	1.0990
2019/08/20	168455	1241	0.7%	206432	-7431	-3.5%	37977	-8672	-18.6%	374887	-6190	-1.6%	1.1098	1.1140
2019/08/13	167214	-10774	-6.1%	213863	-8135	-3.7%	46649	2639	6.0%	381077	-18909	-4.7%	1.1173	1.1093
2019/08/06	177988	2856	1.6%	221998	-7117	-3.1%	44010	-9973	-18.5%	399986	-4261	-1.1%	1.1202	1.1203
2019/07/30	175132	1649	1.0%	229115	16628	7.8%	53983	14979	38.4%	404247	18277	4.7%	1.1155	1.1106
2019/07/23	173483	2996	1.8%	212487	10649	5.3%	39004	7653	24.4%	385970	13645	3.7%	1.1152	1.1125
2019/07/16	170487	12089	7.6%	201838	7575	3.9%	31351	-4514	-12.6%	372325	19664	5.6%	1.1212	1.1219
2019/07/09	158398	1276	0.8%	194263	5408	2.9%	35865	4132	13.0%	352661	6684	1.9%	1.1208	1.1271
2019/07/02	157122	-2163	-1.4%	188855	-26725	-12.4%	31733	-24562	-43.6%	345977	-28888	-7.7%	1.1290	1.1226
2019/06/25	159285	-3510	-2.2%	215580	455	0.2%	56295	3965	7.6%	374865	-3055	-0.8%	1.1369	1.1371
2019/06/18	162795	13134	8.8%	215125	-21328	-9.0%	52330	-34462	-39.7%	377920	-8194	-2.1%	1.1195	1.1372
2019/06/11	149661			236453			86792			386114			1.1327	1.1207

EURO FX - CHICAGO MERCANTILE EXCHANGE
FUTURES ONLY POSITIONS



	2019/11/05			2019/11/12			2019/11/19			2019/11/26			2019/12/03		
	Long	Short	売り越し	Long	Short	売り越し	Long	Short	売り越し	Long	Short	売り越し	Long	Short	売り越し
JPY	43996	70601	26605	43964	78961	34997	45423	80454	35031	49278	88869	39591	48312	96135	47823
	前週比 枚数増減 (枚)			-32	8360	8392	1459	1493	34	3855	8415	4560	-966	7266	8232
	前週比 枚数増減 (%)			-0.1%	11.8%	31.5%	3.3%	1.9%	0.1%	8.5%	10.5%	13.0%	-2.0%	8.2%	20.8%
EUR	164183	224929	60746	170250	227919	57669	163898	226401	62503	169916	231332	61416	164392	233441	69049
	前週比 枚数増減 (枚)			6067	2990	-3077	-6352	-1518	4834	6018	4931	-1087	-5524	2109	7633
	前週比 枚数増減 (%)			3.7%	1.3%	-5.1%	-3.7%	-0.7%	8.4%	3.7%	2.2%	-1.7%	-3.3%	0.9%	12.4%
GBP	40984	70019	29035	40348	68481	28133	39205	71108	31903	38646	75222	36576	47755	77805	30050
	前週比 枚数増減 (枚)			-636	-1538	-902	-1143	2627	3770	-559	4114	4673	9109	2583	-6526
	前週比 枚数増減 (%)			-1.6%	-2.2%	-3.1%	-2.8%	3.8%	13.4%	-1.4%	5.8%	14.6%	23.6%	3.4%	-17.8%
AUD	49832	76626	26794	41261	82070	40809	43871	91111	47240	52639	97994	45355	57550	93983	36433
	前週比 枚数増減 (枚)			-8571	5444	14015	2610	9041	6431	8768	6883	-1885	4911	-4011	-8922
	前週比 枚数増減 (%)			-17.2%	7.1%	52.3%	6.3%	11.0%	15.8%	20.0%	7.6%	-4.0%	9.3%	-4.1%	-19.7%
CAD	87774	33772	-54002	73671	31298	-42373	65040	36175	-28865	60930	40586	-20344	64040	42569	-21471
	前週比 枚数増減 (枚)			-14103	-2474	-11629	-8631	4877	-13508	-4110	4411	-8521	3110	1983	1127
	前週比 枚数増減 (%)			-16.1%	-7.3%	-21.5%	-11.7%	15.6%	-31.9%	-6.3%	12.2%	-29.5%	5.1%	4.9%	5.5%
CHF	14048	28201	14153	12824	27944	15120	11573	27765	16192	14767	35742	20975	15119	37406	22287
	前週比 枚数増減 (枚)			-1224	-257	967	-1251	-179	1072	3194	7977	4783	352	1664	1312
	前週比 枚数増減 (%)			-8.7%	-0.9%	6.8%	-9.8%	-0.6%	7.1%	27.6%	28.7%	29.5%	2.4%	4.7%	6.3%
NZD	14376	53341	38965	16750	52985	36235	12349	47448	35099	10626	46452	35826	16467	43459	26992
	前週比 枚数増減 (枚)			2374	-356	-2730	-4401	-5537	-1136	-1723	-996	727	5841	-2993	-8834
	前週比 枚数増減 (%)			16.5%	-0.7%	-7.0%	-26.3%	-10.5%	-3.1%	-14.0%	-2.1%	2.1%	55.0%	-6.4%	-24.7%
MXN	232281	91879	-140402	219312	77275	-142037	213938	74117	-139821	202534	66885	-135649	196052	65925	-130127
	前週比 枚数増減 (枚)			-12969	-14604	1635	-5374	-3158	-2216	-11404	-7232	-4172	-6482	-960	-5522
	前週比 枚数増減 (%)			-5.6%	-15.9%	1.2%	-2.5%	-4.1%	-1.6%	-5.3%	-9.8%	-3.0%	-3.2%	-1.4%	-4.1%
Total All 8	647474	649368	1894	618380	646933	28553	595297	654579	59282	599336	683082	83746	609687	690723	81036
	前週比 枚数増減 (枚)			-29094	-2435	26659	-23083	7646	30729	4039	28503	24464	10351	7641	-2710
	前週比 枚数増減 (%)			-4.5%	-0.4%	1407.6%	-3.7%	1.2%	107.6%	0.7%	4.4%	41.3%	1.7%	1.1%	-3.2%
Total 7 (MXN除く)	415193	557489	142296	399068	569658	170590	381359	580462	199103	396802	616197	219395	413635	624798	211163
	前週比 枚数増減 (枚)			-16125	12169	28294	-17709	10804	28513	15443	35735	20292	16833	8601	-8232
	前週比 枚数増減 (%)			-3.9%	2.2%	19.9%	-4.4%	1.9%	16.7%	4.0%	6.2%	10.2%	4.2%	1.4%	-3.8%

直近5週 CFTC IMM主要7通貨の構成

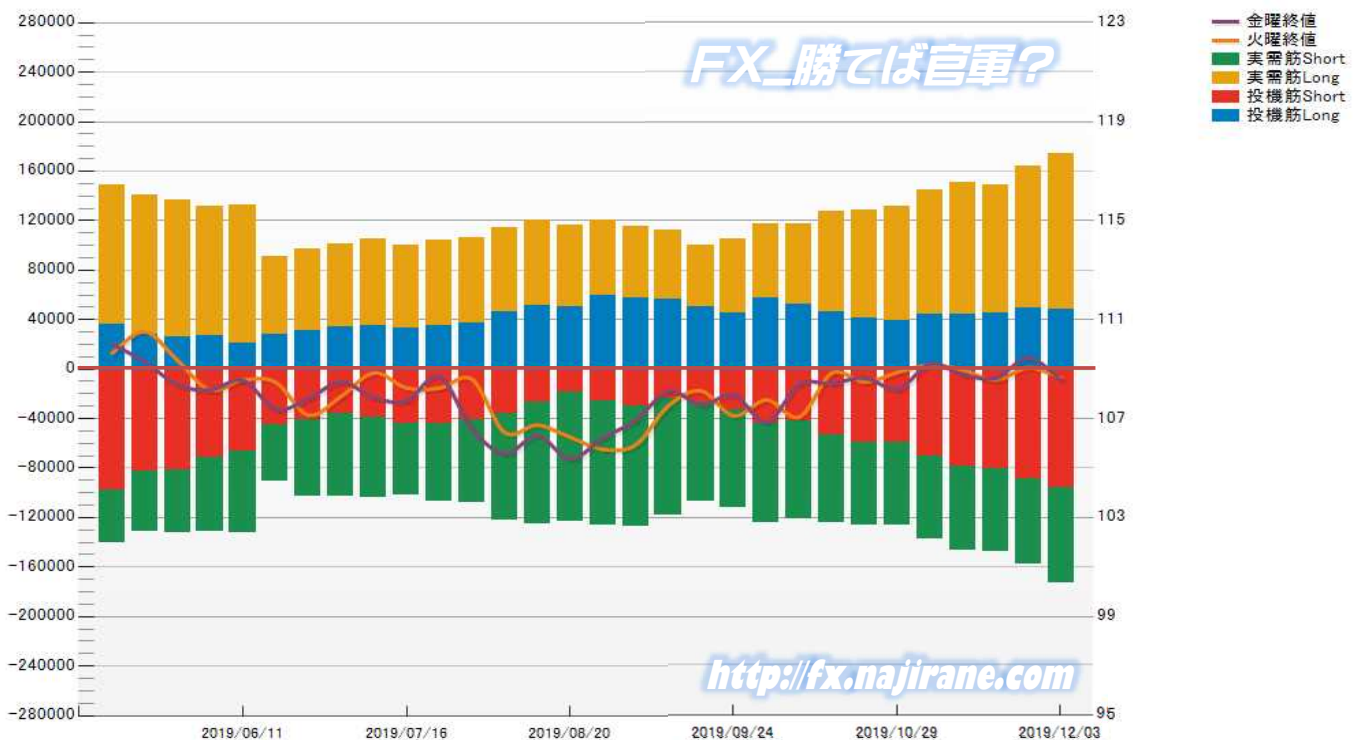


JAPANESE YEN - CHICAGO MERCANTILE EXCHANGE
FUTURES ONLY POSITIONS

Code-097741
2019/12/06 公表値

Date	投機筋集計				実需筋集計				投機筋+実需筋合計				ドル円終値	
	円買い	円売り	売り越し	売買計	円買い	円売り	売り越し	売買計	円買い	円売り	売り越し	売買計	火曜締め	金曜締め
2019/12/03	48312	96135	47823	144447	126334	76981	-49353	203315	174646	173116	-1530	347762	108.64	108.56
2019/11/26	49278	88869	39591	138147	115116	68413	-46703	183529	164394	157282	-7112	321676	109.06	109.46
2019/11/19	45423	80454	35031	125877	102992	67501	-35491	170493	148415	147955	-460	296370	108.55	108.64
2019/11/12	43964	78961	34997	122925	106504	67386	-39118	173890	150468	146347	-4121	296815	108.97	108.79
2019/11/05	43996	70601	26605	114597	101217	66522	-34695	167739	145213	137123	-8090	282336	109.16	109.21
2019/10/29	39185	58883	19698	98068	92543	67446	-25097	159989	131728	126329	-5399	258057	108.87	108.19
2019/10/22	41556	59721	18165	101277	87258	66682	-20576	153940	128814	126403	-2411	255217	108.48	108.66
2019/10/15	46416	53057	6641	99473	81307	71535	-9772	152842	127723	124592	-3131	252315	108.84	108.42
2019/10/08	52803	41791	-11012	94594	64209	79599	15390	143808	117012	121390	4378	238402	107.07	108.39
2019/10/01	57893	43976	-13917	101869	59504	80137	20633	139641	117397	124113	6716	241510	107.76	106.85
2019/09/24	45759	32976	-12783	78735	59437	78841	19404	138278	105196	111817	6621	217013	107.11	107.96
2019/09/17	50842	26980	-23862	77822	49738	80331	30593	130069	100580	107311	6731	207891	108.12	107.56
2019/09/10	56579	23988	-32591	80567	55208	94409	39201	149617	111787	118397	6610	230184	107.52	108.12
2019/09/03	57222	29540	-27682	86762	58451	97429	38978	155880	115673	126969	11296	242642	105.94	106.93
2019/08/27	59795	26188	-33607	85983	60327	99944	39617	160271	120122	126132	6010	246254	105.76	106.23
2019/08/20	49984	18830	-31154	68814	66338	104320	37982	170658	116322	123150	6828	239472	106.25	105.36
2019/08/13	51764	27022	-24742	78786	68708	98250	29542	166958	120472	125272	4800	245744	106.74	106.32
2019/08/06	46225	35664	-10561	81889	67882	86529	18647	154411	114107	122193	8086	236300	106.44	105.58
2019/07/30	37028	41246	4218	78274	69070	66712	-2358	135782	106098	107958	1860	214056	108.59	106.59
2019/07/23	34642	44019	9377	78661	69196	63158	-6038	132354	103838	107177	3339	211015	108.23	108.71
2019/07/16	32905	44285	11380	77190	67152	57512	-9640	124664	100057	101797	1740	201854	108.24	107.72
2019/07/09	35346	38997	3651	74343	69473	64989	-4484	134462	104819	103986	-833	208805	108.85	107.85
2019/07/02	34198	35425	1227	69623	66542	67869	1327	134411	100740	103294	2554	204034	107.90	108.49
2019/06/25	31090	41237	10147	72327	65772	61991	-3781	127763	96862	103228	6366	200090	107.14	107.81
2019/06/18	28169	44734	16565	72903	63256	45768	-17488	109024	91425	90502	-923	181927	108.47	107.38
2019/06/11	20786	65951	45165	86737	112117	66547	-45570	178664	132903	132498	-405	265401	108.56	108.55
2019/06/04	27437	71826	44389	99263	104461	59919	-44542	164380	131898	131745	-153	263643	108.15	108.16
2019/05/28	25803	81380	55577	107183	110775	51158	-59617	161933	136578	132538	-4040	269116	109.36	108.37
2019/05/21	27540	82732	55192	110272	113574	48957	-64617	162531	141114	131689	-9425	272803	110.52	109.30
2019/05/14	35915	97495	61580	133410	112901	43105	-69796	156006	148816	140600	-8216	289416	109.65	110.02

JAPANESE YEN - CHICAGO MERCANTILE EXCHANGE
FUTURES ONLY POSITIONS Code-097741

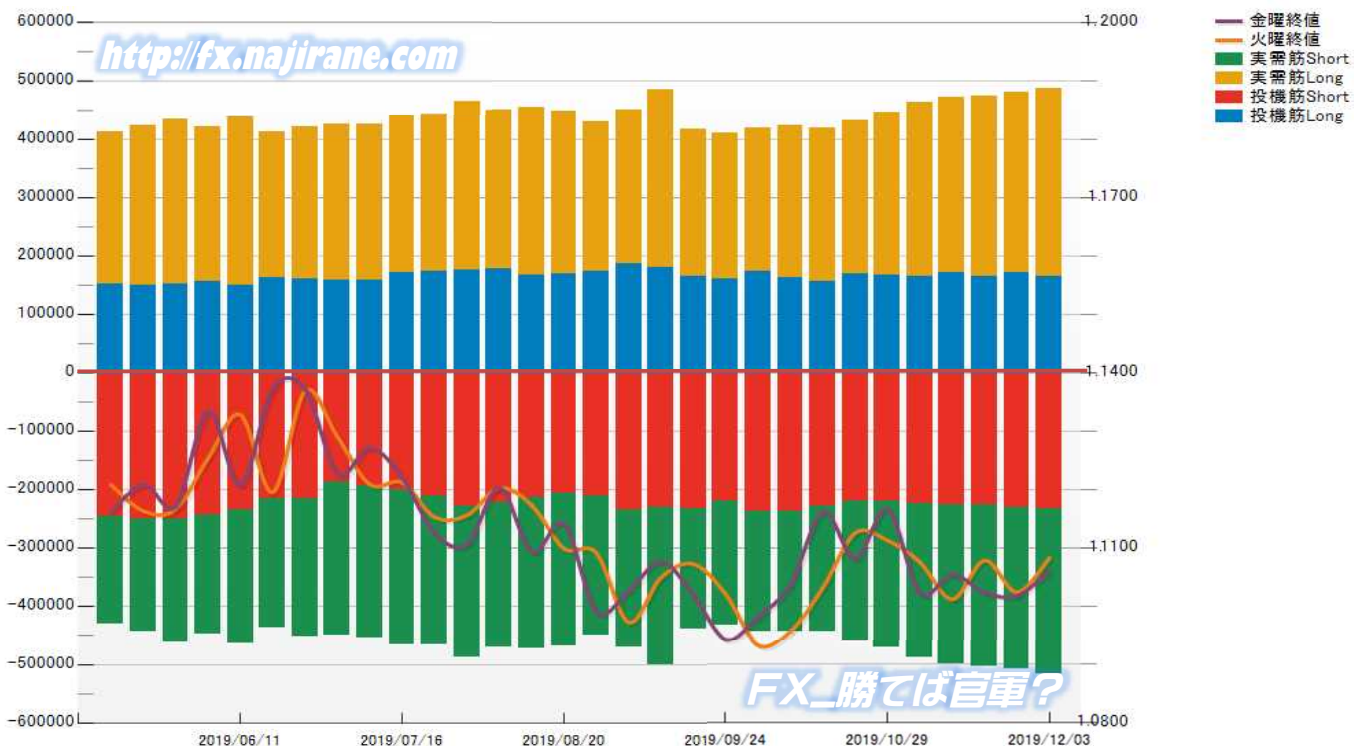


EURO FX - CHICAGO MERCANTILE EXCHANGE
FUTURES ONLY POSITIONS

Code-099741
2019/12/06 公表値

Date	投機筋集計				実需筋集計				投機筋+実需筋合計				ユーロドル終値	
	EUR買い	EUR売り	売り越し	売買計	EUR買い	EUR売り	売り越し	売買計	EUR買い	EUR売り	売り越し	売買計	火曜締め	金曜締め
2019/12/03	164392	233441	69049	397833	321158	285706	-35452	606864	485550	519147	33597	1004697	1.1082	1.1060
2019/11/26	169916	231332	61416	401248	308994	277623	-31371	586617	478910	508955	30045	987865	1.1024	1.1018
2019/11/19	163898	226401	62503	390299	310291	278082	-32209	588373	474189	504483	30294	978672	1.1078	1.1023
2019/11/12	170250	227919	57669	398169	300579	273909	-26670	574488	470829	501828	30999	972657	1.1012	1.1054
2019/11/05	164183	224929	60746	389112	297733	265666	-32067	563399	461916	490595	28679	952511	1.1075	1.1022
2019/10/29	166540	219895	53355	386435	277771	251937	-25834	529708	444311	471832	27521	916143	1.1112	1.1166
2019/10/22	168653	219703	51050	388356	264350	242340	-22010	506690	433003	462043	29040	895046	1.1125	1.1081
2019/10/15	154973	230127	75154	385100	263082	214307	-48775	477389	418055	444434	26379	862489	1.1031	1.1161
2019/10/08	162777	238190	75413	400967	260777	206186	-54591	466963	423554	444376	20822	867930	1.0956	1.1036
2019/10/01	172258	238236	65978	410494	247476	206802	-40674	454278	419734	445038	25304	864772	1.0932	1.0981
2019/09/24	160687	221409	60722	382096	250286	211326	-38960	461612	410973	432735	21762	843708	1.1020	1.0942
2019/09/17	164272	232831	68559	397103	252628	207122	-45506	459750	416900	439953	23053	856853	1.1072	1.1018
2019/09/10	180535	230377	49842	410912	303836	270876	-32960	574712	484371	501253	16882	985624	1.1049	1.1076
2019/09/03	186144	235280	49136	421424	263544	236079	-27465	499623	449688	471359	21671	921047	1.0972	1.1026
2019/08/27	173451	212255	38804	385706	255401	239344	-16057	494745	428852	451599	22747	880451	1.1091	1.0990
2019/08/20	168455	206432	37977	374887	278685	262478	-16207	541163	447140	468910	21770	916050	1.1098	1.1140
2019/08/13	167214	213863	46649	381077	286585	259479	-27106	546064	453799	473342	19543	927141	1.1173	1.1093
2019/08/06	177988	221998	44010	399986	272245	248980	-23265	521225	450233	470978	20745	921211	1.1202	1.1203
2019/07/30	175132	229115	53983	404247	289310	258340	-30970	547650	464442	487455	23013	951897	1.1155	1.1106
2019/07/23	173483	212487	39004	385970	269699	254802	-14897	524501	443182	467289	24107	910471	1.1152	1.1125
2019/07/16	170487	201838	31351	372325	269227	265074	-4153	534301	439714	466912	27198	906626	1.1212	1.1219
2019/07/09	158398	194263	35865	352661	266303	260339	-5964	526642	424701	454602	29901	879303	1.1208	1.1271
2019/07/02	157122	188855	31733	345977	268544	261228	-7316	529772	425666	450083	24417	875749	1.1290	1.1226
2019/06/25	159285	215580	56295	374865	262025	238416	-23609	500441	421310	453996	32686	875306	1.1369	1.1371
2019/06/18	162795	215125	52330	377920	250067	222928	-27139	472995	412862	438053	25191	850915	1.1195	1.1372
2019/06/11	149661	236453	86792	386114	289197	227051	-62146	516248	438858	463504	24646	902362	1.1327	1.1207
2019/06/04	155771	243322	87551	399093	266118	205562	-60556	471680	421889	448884	26995	870773	1.1254	1.1334
2019/05/28	151129	250820	99691	401949	283460	211782	-71678	495242	434589	462602	28013	897191	1.1166	1.1171
2019/05/21	149873	250975	101102	400848	272597	194394	-78203	466991	422470	445369	22899	867839	1.1163	1.1208
2019/05/14	150681	245982	95301	396663	262186	186402	-75784	448588	412867	432384	19517	845251	1.1207	1.1161

EURO FX - CHICAGO MERCANTILE EXCHANGE
FUTURES ONLY POSITIONS Code-099741



FX_勝てば官軍?

CME Daily Volume

FX_勝てば官軍?

<http://fx.najirane.com>

AUS Dollar		MONTHLY OPTIONS	FUTURE	WEEKLY FRIDAY OPTIONS					参考レート	
Date				WK 1	WK 2	WK 3	WK 4	WK 5	Open	Close
2019/12/5 (木)		3134	---		806	369	346		0.6846	0.6833
2019/12/4 (水)		2929	---		242	85			0.6848	0.6845
2019/12/3 (火)		5062	---		496	105	5		0.6817	0.6848
2019/12/2 (月)		5273	---		135	232	11		0.6765	0.6817
2019/11/29 (金)		3943	---		318	338	96	54	0.6767	0.6764
2019/11/27 (水)		3234	---		42	8	186	495	0.6784	0.6775
2019/11/26 (火)		3366	---		43	10	34	37	0.6777	0.6784
2019/11/25 (月)		1409	---		198	4	265	698	0.6789	0.6777
2019/11/22 (金)		2025	---				98	136	0.6788	0.6786
2019/11/21 (木)		4317	---		289	186	597	752	0.6795	0.6788

CAN Dollar		MONTHLY OPTIONS	FUTURE	WEEKLY FRIDAY OPTIONS					参考レート	
Date				WK 1	WK 2	WK 3	WK 4	WK 5	Open	Close
2019/12/5 (木)		---	---	0	1397	2	808	0	0.7577	0.7587
2019/12/4 (水)		---	---	0	2708	694	984	0	0.7522	0.7576
2019/12/3 (火)		---	---	0	259	85	407	0	0.7514	0.7522
2019/12/2 (月)		---	---	0	270	105	7	0	0.7528	0.7515
2019/11/29 (金)		---	---	0	531	33	288	216	0.7529	0.7529
2019/11/27 (水)		---	---	0	88	791	628	1192	0.7534	0.7528
2019/11/26 (火)		---	---	0	4	18	0	792	0.7519	0.7535
2019/11/25 (月)		---	---	0	0	0	73	528	0.7521	0.7520
2019/11/22 (金)		---	---	0	177	238	251	2716	0.7529	0.7524
2019/11/21 (木)		---	---	0	239	452	603	943	0.7515	0.7529

SWISS FRANC		MONTHLY OPTIONS	FUTURE	WEEKLY FRIDAY OPTIONS					参考レート	
Date				WK 1	WK 2	WK 3	WK 4	WK 5	Open	Close
2019/12/5 (木)		23113	---	---	---	---	---	---	1.0115	1.0127
2019/12/4 (水)		45065	---	---	---	---	---	---	1.0132	1.0115
2019/12/3 (火)		39868	---	---	---	---	---	---	1.0087	1.0132
2019/12/2 (月)		47785	---	---	---	---	---	---	1.0000	1.0086
2019/11/29 (金)		32637	---	---	---	---	---	---	1.0014	1.0001
2019/11/27 (水)		28341	---	---	---	---	---	---	1.0024	1.0011
2019/11/26 (火)		25106	---	---	---	---	---	---	1.0034	1.0025
2019/11/25 (月)		25394	---	---	---	---	---	---	1.0020	1.0033
2019/11/22 (金)		31116	---	---	---	---	---	---	1.0070	1.0027
2019/11/21 (木)		24753	---	---	---	---	---	---	1.0094	1.0070

EU EURO		MONTHLY OPTIONS	FUTURE	WEEKLY FRIDAY OPTIONS					参考レート	
Date				WK 1	WK 2	WK 3	WK 4	WK 5	Open	Close
2019/12/5 (木)		15423	---		3181	775	288		1.1078	1.1105
2019/12/4 (水)		11282	---		822	415	433		1.1082	1.1078
2019/12/3 (火)		14323	---		2935	54	188		1.1077	1.1082
2019/12/2 (月)		18313	---		2163	386	214		1.1021	1.1077
2019/11/29 (金)		22491	---		260	151	676	670	1.1011	1.1018
2019/11/27 (水)		14165	---		539	1298	3	1772	1.1023	1.1006
2019/11/26 (火)		8376	---		106	198	3	777	1.1014	1.1024
2019/11/25 (月)		8447	---		261	660	215	1650	1.1022	1.1014
2019/11/22 (金)		10639	---		335	353	886	7676	1.1062	1.1023
2019/11/21 (木)		13147	---		441	426	2836	1699	1.1077	1.1062

GB POUND		MONTHLY OPTIONS	FUTURE	WEEKLY FRIDAY OPTIONS					参考レート	
Date				WK 1	WK 2	WK 3	WK 4	WK 5	Open	Close
2019/12/5 (木)		123878	---		588	217	3		1.3104	1.3159
2019/12/4 (水)		189931	---		158	5	80		1.2996	1.3104
2019/12/3 (火)		122334	---		51	21			1.2943	1.2996
2019/12/2 (月)		96805	---		90	4	2		1.2913	1.2942
2019/11/29 (金)		128224	---		10	3	5	416	1.2910	1.2934
2019/11/27 (水)		107566	---			51	398	566	1.2863	1.2947
2019/11/26 (火)		91637	---		21		65	44	1.2900	1.2863
2019/11/25 (月)		94522	---		49	49		1143	1.2850	1.2901
2019/11/22 (金)		114122	---		3	26	19	326	1.2909	1.2836
2019/11/21 (木)		91995	---			7	204	23	1.2926	1.2909

JP YEN		MONTHLY OPTIONS	FUTURE	WEEKLY FRIDAY OPTIONS					参考レート	
Date				WK 1	WK 2	WK 3	WK 4	WK 5	Open	Close
2019/12/5 (木)		---	156480	0	914	101	20	0	108.86	108.75
2019/12/4 (水)		---	216193	0	644	20	0	0	108.64	108.86
2019/12/3 (火)		---	206837	0	2538	1112	32	0	109.06	108.64
2019/12/2 (月)		---	172239	0	517	235	79	0	109.52	109.06
2019/11/29 (金)		---	129959	0	349	271	420	1927	109.52	109.46
2019/11/27 (水)		---	100313	0	1243	294	81	2438	109.06	109.53
2019/11/26 (火)		---	106777	0	298	175	0	130	108.94	109.06
2019/11/25 (月)		---	81590	0	189	20	6	228	108.71	108.94
2019/11/22 (金)		---	105583	0	0	507	137	2787	108.62	108.64
2019/11/21 (木)		---	146287	0	57	82	185	564	108.44	108.62

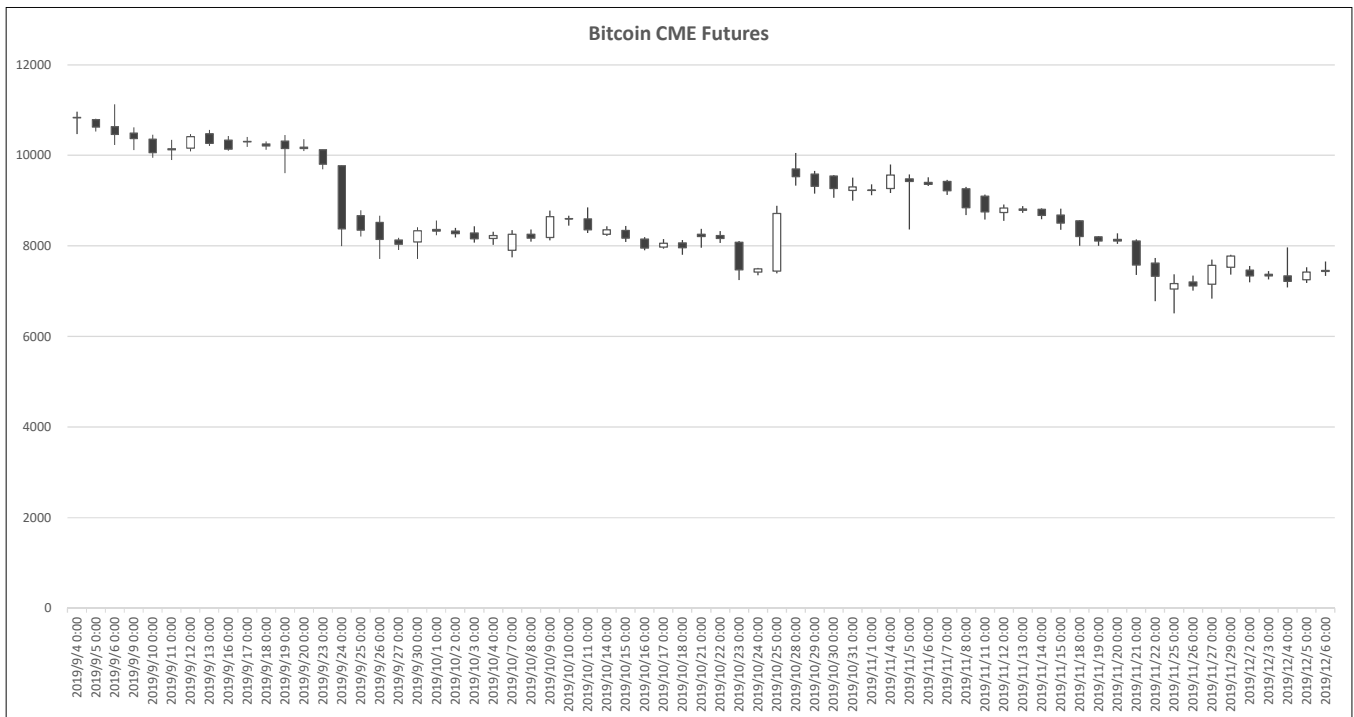
MEX PESO		MONTHLY OPTIONS	FUTURE	WEEKLY FRIDAY OPTIONS					参考レート	
Date				WK 1	WK 2	WK 3	WK 4	WK 5	Open	Close
2019/12/5 (木)		58	46023	---	---	---	---	---	5.1449	5.1641
2019/12/4 (水)		24	60793	---	---	---	---	---	5.1122	5.1449
2019/12/3 (火)		5	36763	---	---	---	---	---	5.1075	5.1122
2019/12/2 (月)		46	45478	---	---	---	---	---	5.1210	5.1075
2019/11/29 (金)		4	51305	---	---	---	---	---	5.1296	5.1140
2019/11/27 (水)		4	32165	---	---	---	---	---	5.1238	5.1203
2019/11/26 (火)		71	55694	---	---	---	---	---	5.1419	5.1238
2019/11/25 (月)		1	40372	---	---	---	---	---	5.1612	5.1419
2019/11/22 (金)		0	31642	---	---	---	---	---	5.1582	5.1616
2019/11/21 (木)		205	47613	---	---	---	---	---	5.1365	5.1582

NZ DOLLAR		MONTHLY OPTIONS	FUTURE	WEEKLY FRIDAY OPTIONS					参考レート	
Date				WK 1	WK 2	WK 3	WK 4	WK 5	Open	Close
2019/12/5 (木)		0	41863	---	---	---	---	---	0.6524	0.6543
2019/12/4 (水)		0	39056	---	---	---	---	---	0.6517	0.6524
2019/12/3 (火)		240	34664	---	---	---	---	---	0.6497	0.6517
2019/12/2 (月)		5	43741	---	---	---	---	---	0.6431	0.6497
2019/11/29 (金)		0	34306	---	---	---	---	---	0.6417	0.6419
2019/11/27 (水)		6	18663	---	---	---	---	---	0.6427	0.6422
2019/11/26 (火)		0	20614	---	---	---	---	---	0.6419	0.6428
2019/11/25 (月)		205	18178	---	---	---	---	---	0.6409	0.6420
2019/11/22 (金)		0	14949	---	---	---	---	---	0.6402	0.6409
2019/11/21 (木)		0	22128	---	---	---	---	---	0.6411	0.6402

Bitcoin CME Futures (当月及び限月別)

※取引単位=5ビットコイン (CME CFビットコイン参考基準レート=BRRを対象)

Date	当月(2019/12)						2019/12		2020/01		2020/02		2020/03	
	Open	High	Low	Close	Volume	OpenInt	Close	Volume	Close	Volume	Close	Volume	Close	Volume
2019-09-04	10840	10965	10470	10835	3959	4444	11025	35	0	0	0	0	0	0
2019-09-05	10790	10810	10530	10625	3701	4236	10810	10	0	0	0	0	0	0
2019-09-06	10635	11130	10230	10460	7261	4452	10670	67	0	0	0	0	0	0
2019-09-09	10490	10620	10115	10370	4227	4312	10570	117	0	0	0	0	0	0
2019-09-10	10360	10455	9945	10060	3512	4128	10270	35	0	0	0	0	0	0
2019-09-11	10145	10345	9900	10125	3624	4039	10340	13	0	0	0	0	0	0
2019-09-12	10160	10470	10085	10410	3229	4380	10630	43	0	0	0	0	0	0
2019-09-13	10480	10560	10205	10265	3351	4270	10530	265	0	0	0	0	0	0
2019-09-16	10335	10430	10105	10135	2684	4205	10380	207	0	0	0	0	0	0
2019-09-17	10305	10405	10185	10305	1680	4174	10535	39	0	0	0	0	0	0
2019-09-18	10250	10310	10120	10205	1695	4242	10445	11	0	0	0	0	0	0
2019-09-19	10315	10450	9605	10155	4954	4085	10355	153	0	0	0	0	0	0
2019-09-20	10155	10355	10095	10180	2658	4162	10430	133	0	0	0	0	0	0
2019-09-23	10125	10125	9690	9805	5947	3955	10080	446	0	0	0	0	0	0
2019-09-24	9770	9780	7995	8380	14340	4178	8505	699	0	0	0	0	0	0
2019-09-25	8670	8785	8205	8350	8181	3541	8495	443	0	0	0	0	0	0
2019-09-26	8515	8670	7710	8145	9307	3418	8285	252	0	0	0	0	0	0
2019-09-27	8130	8180	7910	8035	3652	3095	8130	88	0	0	0	0	0	0
2019-09-30	8090	8415	7710	8335	5387	3333	8405	146	0	0	0	8525	0	0
2019-10-01	8360	8560	8235	8325	3723	3348	8400	67	0	0	0	8500	9	0
2019-10-02	8330	8400	8185	8270	1943	3346	8355	33	0	0	0	8470	5	0
2019-10-03	8285	8435	8075	8160	2728	3474	8245	33	0	0	0	8330	22	0
2019-10-04	8165	8310	8020	8225	2064	3372	8290	7	0	0	0	8375	2	0
2019-10-07	7900	8350	7745	8255	6220	3386	8330	105	0	0	0	8425	35	0
2019-10-08	8260	8365	8095	8170	2512	3335	8270	86	0	0	0	8360	10	0
2019-10-09	8185	8780	8125	8645	5212	3838	8740	178	0	0	0	8835	17	0
2019-10-10	8605	8670	8445	8595	3011	3687	8705	94	0	0	0	8805	39	0
2019-10-11	8595	8850	8285	8355	1859	3407	8465	15	0	0	0	8570	8	0
2019-10-14	8255	8435	8220	8355	1859	3407	8470	15	0	0	0	8565	0	0
2019-10-15	8340	8440	8085	8170	2847	3444	8285	7	0	0	0	8385	3	0
2019-10-16	8150	8195	7900	7950	3957	3726	8040	120	0	0	0	8135	9	0
2019-10-17	7975	8150	7935	8060	2667	3226	8155	42	0	0	0	8255	3	0
2019-10-18	8065	8130	7805	7960	3888	3193	8045	147	0	0	0	8140	18	0
2019-10-21	8255	8380	7960	8205	4248	3100	8310	70	0	0	0	8430	15	0
2019-10-22	8230	8330	8065	8165	2881	3093	8285	21	0	0	0	8410	15	0
2019-10-23	8080	8110	7245	7475	8187	3702	7535	463	0	0	0	7625	94	0
2019-10-24	7420	7515	7350	7490	5025	3313	7530	228	0	0	0	7605	40	0
2019-10-25	7445	8885	7395	8715	9412	2859	8785	760	0	0	0	8890	52	0
2019-10-28	9700	10050	9330	9530	7242	3033	9595	738	9660	2	0	9755	28	0
2019-10-29	9585	9655	9155	9315	3276	3155	9405	234	9465	0	0	9575	7	0
2019-10-30	9540	9565	9060	9270	3687	3296	9340	108	9410	0	0	9525	26	0
2019-10-31	9225	9510	9000	9305	2206	3299	9375	82	9400	5	0	9555	33	0
2019-11-01	9230	9360	9120	9235	2780	3260	9325	125	9380	5	0	9510	14	0
2019-11-04	9270	9800	9170	9565	3891	3735	9650	366	9705	51	0	9850	21	0
2019-11-05	9480	9580	8360	9420	3128	3520	9515	228	9575	23	0	9710	2	0
2019-11-06	9405	9515	9325	9360	1409	3462	9445	37	9520	6	0	9670	2	0
2019-11-07	9425	9460	9125	9220	3467	3431	9305	141	9380	6	0	9530	3	0
2019-11-08	9260	9305	8680	8845	3850	3120	8910	222	8980	4	0	9120	1	0
2019-11-11	9100	9135	8585	8750	3846	3094	8805	222	8880	4	0	9020	1	0
2019-11-12	8735	8915	8555	8835	3684	3091	8890	138	8965	0	0	9105	1	0
2019-11-13	8815	8880	8730	8785	2163	3107	8850	39	8920	0	0	9065	3	0
2019-11-14	8805	8830	8590	8675	2450	3199	8740	109	8810	0	0	8955	4	0
2019-11-15	8680	8820	8355	8505	4486	3016	8545	359	8615	18	0	8765	14	0
2019-11-18	8550	8565	8005	8205	4718	3119	8260	601	8330	90	0	8475	23	0
2019-11-19	8200	8215	8005	8110	3396	3157	8150	371	8225	10	0	8370	8	0
2019-11-20	8145	8275	8045	8110	4502	3270	8150	564	8220	33	0	8340	20	0
2019-11-21	8110	8140	7360	7580	6360	3349	7615	606	7665	81	0	7795	43	0
2019-11-22	7620	7735	6775	7330	11537	3349	7355	1318	7385	187	0	7470	91	0
2019-11-25	7050	7375	6510	7165	11465	3541	7190	1227	7225	121	0	7315	95	0
2019-11-26	7205	7345	7015	7115	6722	3554	7125	721	7180	85	0	7250	19	0
2019-11-27	7150	7700	6835	7570	11761	3390	7625	2970	7670	150	0	7755	58	0
2019-11-29	7530	7805	7365	7776	4992	2822	7800	4898	7855	79	7840	7930	15	0
2019-12-02	7465	7555	7195	7335	4506	2982	7335	4334	7400	135	7450	7490	6	0
2019-12-03	7370	7445	7260	7340	1825	2983	7340	1711	7405	77	7455	7485	32	0
2019-12-04	7335	7970	7085	7220	9089	3019	7220	8673	7265	366	7305	7350	34	0
2019-12-05	7255	7525	7180	7420	4555	2915	7420	4442	7470	89	7505	7550	20	0
2019-12-06	7435	7655	7335	7460	3582	0	7460	3514	7520	59	7555	7600	9	0



過去5日及び過去4週の4本値と各種ピボット

2019/12/02 ~ 2019/12/06

USD/JPY										Demark						Pivot						Fibonacci Zone					
当日のOHLCLから計算される翌日の										TD Range Projection						TD pivot points											
日足	Open	High	Low	Close	値幅/日	引け形態	真の高値	真の安値	予想高値	予想安値	予想高値	予想安値	StopLoss	Support	Pivot	Resistance	StopLoss	3-days AVG	Support Zone 2	Support Zone 1	BP	Resistance Zone 1	Resistance Zone 2				
													LBOP	S2	S1	PP	R1	R2	HBOP								
2019/12/02	109.52	109.73	108.93	109.06	80p	陰線引け	-	-					107.95	108.44	108.75	109.24	109.55	110.04	110.35								
2019/12/03	109.06	109.21	108.49	108.64	72p	陰線引け	109.21	108.49	108.92	108.20	108.92	108.20	107.63	108.06	108.35	108.78	109.07	109.50	109.79								
2019/12/04	108.64	108.96	108.43	108.86	53p	陰線引け	108.96	108.43	109.18	108.65	109.18	108.65	108.01	108.22	108.58	108.75	109.07	109.28	109.60	108.92	Bear	108.02	~ 108.22	108.42	~ 108.49		
2019/12/05	108.86	109.00	108.66	108.75	34p	陰線引け	109.00	108.66	108.88	108.54	108.88	108.54	108.27	108.46	108.61	108.80	108.95	109.14	109.29	108.78	Bull	108.33	~ 108.46	108.59	~ 108.63		
2019/12/06	108.75	108.92	108.55	108.56	37p	陰線引け	108.92	108.55	108.74	108.37	108.74	108.37	108.06	108.31	108.43	108.68	108.80	109.05	109.17	108.74	Bear	108.16	~ 108.31	108.45	~ 108.49		
週足	Open	High	Low	Close	値幅/週	引け形態	真の高値	真の安値	予想高値	予想安値	予想高値	予想安値	LBOP	S2	S1	PP	R1	R2	HBOP	3-days AVG	Support Zone 2	Support Zone 1	BP	Resistance Zone 1	Resistance Zone 2		
2019/11/11 ~ 2019/11/15	109.24	109.29	108.25	108.79	105p	陰線引け	-	-					107.21	107.73	108.26	108.78	109.31	109.82	110.35								
2019/11/18 ~ 2019/11/22	108.76	109.07	108.28	108.64	79p	陰線引け	109.07	108.25	108.85	108.03	108.85	108.06	107.46	107.87	108.25	108.66	109.05	109.46	109.84								
2019/11/25 ~ 2019/11/29	108.71	109.67	108.69	109.46	98p	陰線引け	109.67	108.64	110.08	109.05	110.05	109.07	107.89	108.29	108.87	109.27	109.85	110.25	110.84	108.90	Bull	107.91	~ 108.29	108.66	~ 108.78		
2019/12/02 ~ 2019/12/06	109.52	109.73	108.43	108.56	130p	陰線引け	109.73	108.43	109.14	107.85	109.14	107.85	106.79	107.61	108.09	108.91	109.38	110.20	110.68	108.95	Bear	107.12	~ 107.61	108.11	~ 108.26		

EUR/JPY										Demark						Pivot						Fibonacci Zone					
当日のOHLCLから計算される翌日の										TD Range Projection						TD pivot points											
日足	Open	High	Low	Close	値幅/日	引け形態	真の高値	真の安値	予想高値	予想安値	予想高値	予想安値	StopLoss	Support	Pivot	Resistance	StopLoss	3-days AVG	Support Zone 2	Support Zone 1	BP	Resistance Zone 1	Resistance Zone 2				
													LBOP	S2	S1	PP	R1	R2	HBOP								
2019/12/02	120.71	121.02	120.52	120.80	50p	陰線引け	-	-					120.04	120.28	120.54	120.78	121.04	121.28	121.54								
2019/12/03	120.80	120.98	120.25	120.39	73p	陰線引け	120.98	120.25	120.68	119.96	120.68	119.96	119.37	119.81	120.10	120.54	120.83	121.27	121.56								
2019/12/04	120.39	120.80	120.10	120.60	70p	陰線引け	120.80	120.10	121.05	120.35	121.05	120.35	119.50	119.80	120.20	120.50	120.90	121.20	121.60	120.61	Bear	119.53	~ 119.80	120.07	~ 120.15		
2019/12/05	120.60	120.89	120.56	120.76	33p	陰線引け	120.89	120.56	120.99	120.66	120.99	120.66	120.26	120.41	120.59	120.74	120.91	121.06	121.24	120.59	Bull	120.28	~ 120.41	120.53	~ 120.57		
2019/12/06	120.76	120.79	120.01	120.07	78p	陰線引け	120.79	120.01	120.43	119.65	120.43	119.65	119.00	119.51	119.79	120.29	120.57	121.07	121.35	120.51	Bull	119.21	~ 119.51	119.80	~ 119.90		
週足	Open	High	Low	Close	値幅/週	引け形態	真の高値	真の安値	予想高値	予想安値	予想高値	予想安値	LBOP	S2	S1	PP	R1	R2	HBOP	3-days AVG	Support Zone 2	Support Zone 1	BP	Resistance Zone 1	Resistance Zone 2		
2019/11/11 ~ 2019/11/15	120.38	120.64	119.25	120.26	139p	陰線引け	-	-					118.07	118.66	119.46	120.05	120.85	121.44	122.24								
2019/11/18 ~ 2019/11/22	120.21	120.69	119.67	119.75	102p	陰線引け	120.69	119.25	120.22	118.78	120.22	119.20	118.36	119.02	119.38	120.03	120.40	121.05	121.42								
2019/11/25 ~ 2019/11/29	119.82	120.76	119.79	120.59	97p	陰線引け	120.76	119.75	121.18	120.17	121.16	120.19	119.03	119.41	120.00	120.38	120.97	121.35	121.94	120.15	Bull	119.04	~ 119.41	119.78	~ 119.90		
2019/12/02 ~ 2019/12/06	120.71	121.02	120.01	120.07	101p	陰線引け	121.02	120.01	120.54	119.53	120.54	119.53	118.69	119.35	119.71	120.36	120.72	121.38	121.74	120.26	Bull	118.96	~ 119.35	119.74	~ 119.86		

EUR/USD										Demark						Pivot						Fibonacci Zone					
当日のOHLCLから計算される翌日の										TD Range Projection						TD pivot points											
日足	Open	High	Low	Close	値幅/日	引け形態	真の高値	真の安値	予想高値	予想安値	予想高値	予想安値	StopLoss	Support	Pivot	Resistance	StopLoss	3-days AVG	Support Zone 2	Support Zone 1	BP	Resistance Zone 1	Resistance Zone 2				
													LBOP	S2	S1	PP	R1	R2	HBOP								
2019/12/02	1.1021	1.1089	1.1003	1.1077	86p	陰線引け	-	-					1.0937	1.0970	1.1023	1.1056	1.1110	1.1142	1.1196								
2019/12/03	1.1077	1.1093	1.1066	1.1082	27p	陰線引け	1.1093	1.1066	1.1101	1.1074	1.1101	1.1074	1.1041	1.1053	1.1068	1.1081	1.1095	1.1108	1.1122								
2019/12/04	1.1082	1.1115	1.1067	1.1078	48p	陰線引け	1.1115	1.1067	1.1097	1.1048	1.1097	1.1048	1.1010	1.1038	1.1058	1.1087	1.1107	1.1135	1.1155	1.1075	Bull	1.1020	~ 1.1038	1.1057	~ 1.1063		
2019/12/05	1.1078	1.1108	1.1078	1.1105	30p	陰線引け	1.1108	1.1078	1.1121	1.1091	1.1121	1.1091	1.1056	1.1067	1.1086	1.1097	1.1116	1.1127	1.1145	1.1088	Bull	1.1056	~ 1.1067	1.1079	~ 1.1082		
2019/12/06	1.1105	1.1110	1.1040	1.1060	70p	陰線引け	1.1110	1.1040	1.1085	1.1015	1.1085	1.1015	1.0961	1.1000	1.1030	1.1070	1.1100	1.1139	1.1169	1.1169	Bull	1.0974	~ 1.1000	1.1027	~ 1.1035		
週足	Open	High	Low	Close	値幅/週	引け形態	真の高値	真の安値	予想高値	予想安値	予想高値	予想安値	LBOP	S2	S1	PP	R1	R2	HBOP	3-days AVG	Support Zone 2	Support Zone 1	BP	Resistance Zone 1	Resistance Zone 2		
2019/11/11 ~ 2019/11/15	1.1021	1.1057	1.0989	1.1054	68p	陰線引け	-	-					1.0942	1.0966	1.1010	1.1033	1.1078	1.1101	1.1145								
2019/11/18 ~ 2019/11/22	1.1052	1.1097	1.1015	1.1023	82p	陰線引け	1.1097	1.0989	1.1060	1.0952	1.1060	1.0978	1.0911	1.0963	1.0993	1.1045	1.1075	1.1127	1.1157								
2019/11/25 ~ 2019/11/29	1.1022	1.1032	1.0981	1.1018	51p	陰線引け	1.1032	1.0981	1.1025	1.0974	1.1025	1.0974	1.0938	1.0959	1.0988	1.1010	1.1039	1.1061	1.1090	1.1029	Bull	1.0940	~ 1.0959	1.0979	~ 1.0985		
2019/12/02 ~ 2019/12/06	1.1021	1.1115	1.1003	1.1060	112p	陰線引け	1.1115	1.1003	1.1144	1.1032	1.1144	1.1032	1.0892	1.0947	1.1004	1.1059	1.1116	1.1171	1.1228	1.1038	Bull	1.0905	~ 1.0947	1.0990	~ 1.1003		

GBP/JPY										Demark						Pivot						Fibonacci Zone					
当日のOHLCLから計算される翌日の										TD Range Projection						TD pivot points											
日足	Open	High	Low	Close	値幅/日	引け形態	真の高値	真の安値	予想高値	予想安値	予想高値	予想安値	StopLoss	Support	Pivot	Resistance	StopLoss	3-days AVG	Support Zone 2	Support Zone 1	BP	Resistance Zone 1	Resistance Zone 2				
													LBOP	S2	S1	PP	R1	R2	HBOP								
2019/12/02	141.42	141.82	140.95	141.14	87p	陰線引け	-	-					139.91	140.43	140.79	141.30	141.66	142.17	142.53								
2019/12/03	141.16	141.71	140.93	141.18	79p	陰線引け	141.71	140.93	141.84	141.05	141.84	141.05	140.05	140.49	140.83	141.27	141.62	142.06	142.41								
2019/12/04	141.19	142.77	140.84	142.65	193p	陰線引け	142.77	140.84	143.68	141.75	143.68	141.75	139.47	140.15	141.40	142.09	143.34	144.02	145.27	141.55	Bull	139.42	~ 140.15	140.89	~ 141.12		
2019/12/05	142.66	143.26	142.62	143.11	64p	陰線引け	143.26	142.62	143.50	142.86	143.50	142.86	142.10	142.36	142.73	142.99	143.37	143.63	144.01	142.12	Bull	142.11	~ 142.36	142.60	~ 142.68		
2019/12/06	143.11	143.15	142.38	142.65	77p	陰線引け	143.15	142.38	142.90	142.13	142.90	142.13	141.53	141.96	142.30	142.73	143.07	143.50	143.84	142.60	Bull	141.66	~ 141.96	142.25	~ 142.34		
週足	Open	High	Low	Close	値幅/週	引け形態	真の高値	真の安値	予想高値	予想安値	予想高値	予想安値	LBOP	S2	S												

IMM扱い8通貨/ダウ/日経/金/オイル/主要クロス円の過去5日及び過去5週の4本値

AUDUSD 5					CADUSD 5					CHFUSD 5				
Date	Open	High	Low	Close	Date	Open	High	Low	Close	Date	Open	High	Low	Close
2019/12/06	0.6832	0.6857	0.6824	0.6840	2019/12/06	0.7587	0.7592	0.7536	0.7542	2019/12/06	1.0127	1.0137	1.0083	1.0102
2019/12/05	0.6846	0.6855	0.6821	0.6833	2019/12/05	0.7577	0.7600	0.7577	0.7587	2019/12/05	1.0115	1.0133	1.0106	1.0127
2019/12/04	0.6848	0.6855	0.6813	0.6845	2019/12/04	0.7522	0.7580	0.7520	0.7576	2019/12/04	1.0132	1.0147	1.0101	1.0115
2019/12/03	0.6817	0.6862	0.6815	0.6848	2019/12/03	0.7514	0.7528	0.7507	0.7522	2019/12/03	1.0087	1.0145	1.0074	1.0132
2019/12/02	0.6765	0.6825	0.6762	0.6817	2019/12/02	0.7528	0.7532	0.7514	0.7515	2019/12/02	1.0000	1.0089	0.9991	1.0086

CNYUSD 5					EURUSD 5					GBPUSD 5				
Date	Open	High	Low	Close	Date	Open	High	Low	Close	Date	Open	High	Low	Close
2019/12/06	0.1420	0.1423	0.1419	0.1422	2019/12/06	1.1105	1.1110	1.1040	1.1060	2019/12/06	1.3160	1.3166	1.3101	1.3140
2019/12/05	0.1419	0.1421	0.1417	0.1420	2019/12/05	1.1078	1.1108	1.1078	1.1105	2019/12/05	1.3104	1.3166	1.3104	1.3159
2019/12/04	0.1416	0.1418	0.1414	0.1418	2019/12/04	1.1082	1.1115	1.1067	1.1078	2019/12/04	1.2996	1.3120	1.2983	1.3104
2019/12/03	0.1421	0.1421	0.1419	0.1419	2019/12/03	1.1077	1.1093	1.1066	1.1082	2019/12/03	1.2943	1.3011	1.2931	1.2996
2019/12/02	0.1422	0.1423	0.1420	0.1420	2019/12/02	1.1021	1.1089	1.1003	1.1077	2019/12/02	1.2913	1.2949	1.2896	1.2942

JPYUSD 5					MXNUSD 5					NZDUSD 5				
Date	Open	High	Low	Close	Date	Open	High	Low	Close	Date	Open	High	Low	Close
2019/12/06	0.9195	0.9213	0.9181	0.9212	2019/12/06	5.1641	5.1850	5.1606	5.1822	2019/12/06	0.6543	0.6576	0.6541	0.6570
2019/12/05	0.9186	0.9203	0.9175	0.9195	2019/12/05	5.1449	5.1689	5.1373	5.1641	2019/12/05	0.6524	0.6562	0.6521	0.6543
2019/12/04	0.9205	0.9222	0.9177	0.9186	2019/12/04	5.1122	5.1460	5.1073	5.1449	2019/12/04	0.6517	0.6540	0.6504	0.6524
2019/12/03	0.9169	0.9218	0.9157	0.9205	2019/12/03	5.1075	5.1172	5.0955	5.1122	2019/12/03	0.6497	0.6533	0.6494	0.6517
2019/12/02	0.9131	0.9180	0.9113	0.9170	2019/12/02	5.1210	5.1211	5.1013	5.1075	2019/12/02	0.6431	0.6511	0.6424	0.6497

Nikkei 225 - Japan (NIX)					出来高	
Date	Open	High	Low	Close	(ドル建て終値)	出来高
2019/12/06	23347.67	23412.48	23339.29	23354.40	215.13	0 1054484200
2019/12/05	23292.70	23362.61	23259.82	23300.09	214.25	614398200 1153252300
2019/12/04	23186.74	23203.77	23044.78	23135.23	212.53	581240600 1084412300
2019/12/03	23231.14	23388.18	23190.88	23379.81	215.21	588143100 1074123000
2019/12/02	23388.63	23562.05	23379.24	23529.50	215.75	477247000 946372200
週4本値	23388.63	23562.05	23044.78	23354.40	215.13	(N225銘柄計)【東証一部全体計】

XAUUSD 5				
Date	Open	High	Low	Close
2019/12/06	1475.80	1479.34	1458.86	1460.61
2019/12/05	1474.74	1480.41	1473.06	1476.07
2019/12/04	1477.35	1484.07	1471.53	1474.62
2019/12/03	1462.25	1481.76	1459.89	1477.49
2019/12/02	1464.07	1465.07	1454.05	1462.39
週4本値	1464.07	1484.07	1454.05	1460.61

Dow Jones Industrial - USA (DJIA)					出来高
Date	Open	High	Low	Close	
2019/12/06	27839.68	28035.85	27839.68	28015.06	0
2019/12/05	27736.05	27745.20	27562.80	27677.79	64808600
2019/12/04	27634.63	27727.45	27612.08	27649.78	68924995
2019/12/03	27501.98	27524.74	27325.13	27502.81	77535475
2019/12/02	28109.74	28109.84	27782.35	27783.04	73213626
週4本値	28109.74	28109.84	27325.13	28015.06	

Historical Data by

 Arrangement by


Crude Light Oil 5					出来高
Date	Open	High	Low	Close	
2019/12/06	58.32	59.85	57.70	59.20	1265495
2019/12/05	58.36	59.12	58.10	58.43	1097705
2019/12/04	56.43	58.66	56.28	58.43	1312055
2019/12/03	55.96	56.80	55.35	56.10	901452
2019/12/02	55.47	56.67	55.42	55.96	1015732
週4本値	55.47	59.85	55.35	59.20	

USDJPY 5					EURJPY 5					GBPJPY 5				
日付	始値	高値	安値	終値	日付	始値	高値	安値	終値	日付	始値	高値	安値	終値
2019/12/06	108.75	108.92	108.55	108.56	2019/12/06	120.76	120.79	120.01	120.07	2019/12/06	143.11	143.15	142.38	142.65
2019/12/05	108.86	109.00	108.66	108.75	2019/12/05	120.60	120.89	120.56	120.76	2019/12/05	142.66	143.26	142.62	143.11
2019/12/04	108.64	108.96	108.43	108.86	2019/12/04	120.39	120.80	120.10	120.60	2019/12/04	141.19	142.77	140.84	142.65
2019/12/03	109.06	109.21	108.49	108.64	2019/12/03	120.80	120.98	120.25	120.39	2019/12/03	141.16	141.71	140.93	141.18
2019/12/02	109.52	109.73	108.93	109.06	2019/12/02	120.71	121.02	120.52	120.80	2019/12/02	141.42	141.82	140.95	141.14

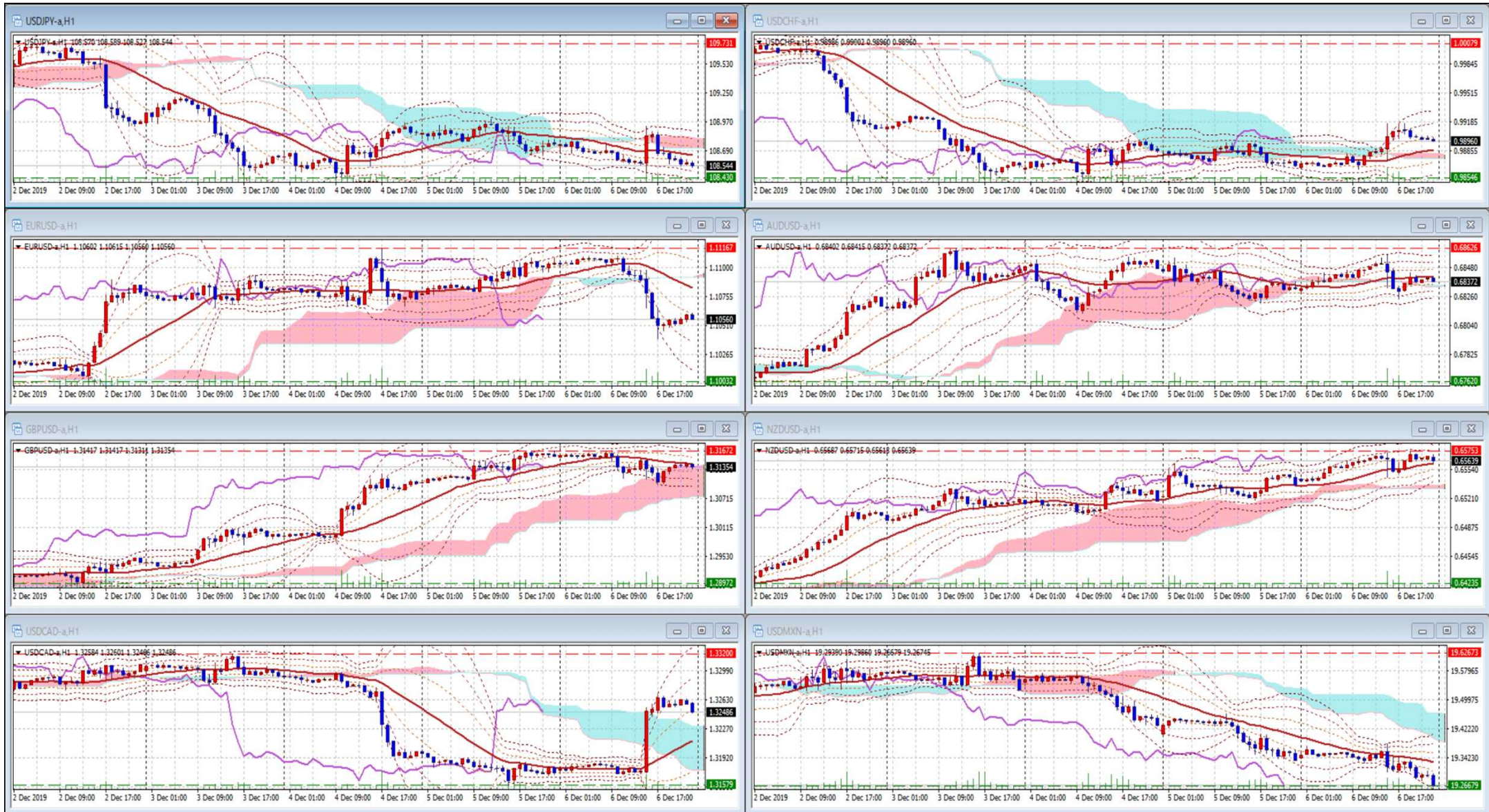
USDJPY Weekly 28					EURJPY Weekly 28					GBPJPY Weekly 28				
日付	始値	高値	安値	終値	日付	始値	高値	安値	終値	日付	始値	高値	安値	終値
2019/12/06	109.52	109.73	108.43	108.56	2019/12/06	120.71	121.02	120.01	120.07	2019/12/06	141.42	143.26	140.84	142.65
2019/11/29	108.71	109.67	108.69	109.46	2019/11/29	119.82	120.76	119.79	120.59	2019/11/29	139.69	141.87	139.61	141.57
2019/11/22	108.76	109.07	108.28	108.64	2019/11/22	120.21	120.69	119.67	119.75	2019/11/22	140.48	141.57	139.32	139.45
2019/11/15	109.24	109.29	108.25	108.79	2019/11/15	120.38	120.64	119.25	120.26	2019/11/15	139.73	140.59	139.37	140.39
2019/11/08	108.24	109.49	108.21	109.21	2019/11/08	120.85	121.30	120.14	120.37	2019/11/08	140.01	140.75	139.43	139.61

先週のIMM取り扱い対ドル8通貨チャート

※ 赤点線は週最高値/青点線は週最低値、BB中心線はSMA21

2019/12/02 ~ 2019/12/06

Chart by OANDA Japan MetaTrader4



Pivot Maker Ver 3.0 by FX_勝てば官軍?

<http://fx.najirane.com>