

JAPANESE YEN - CHICAGO MERCANTILE EXCHANGE

Code-097741

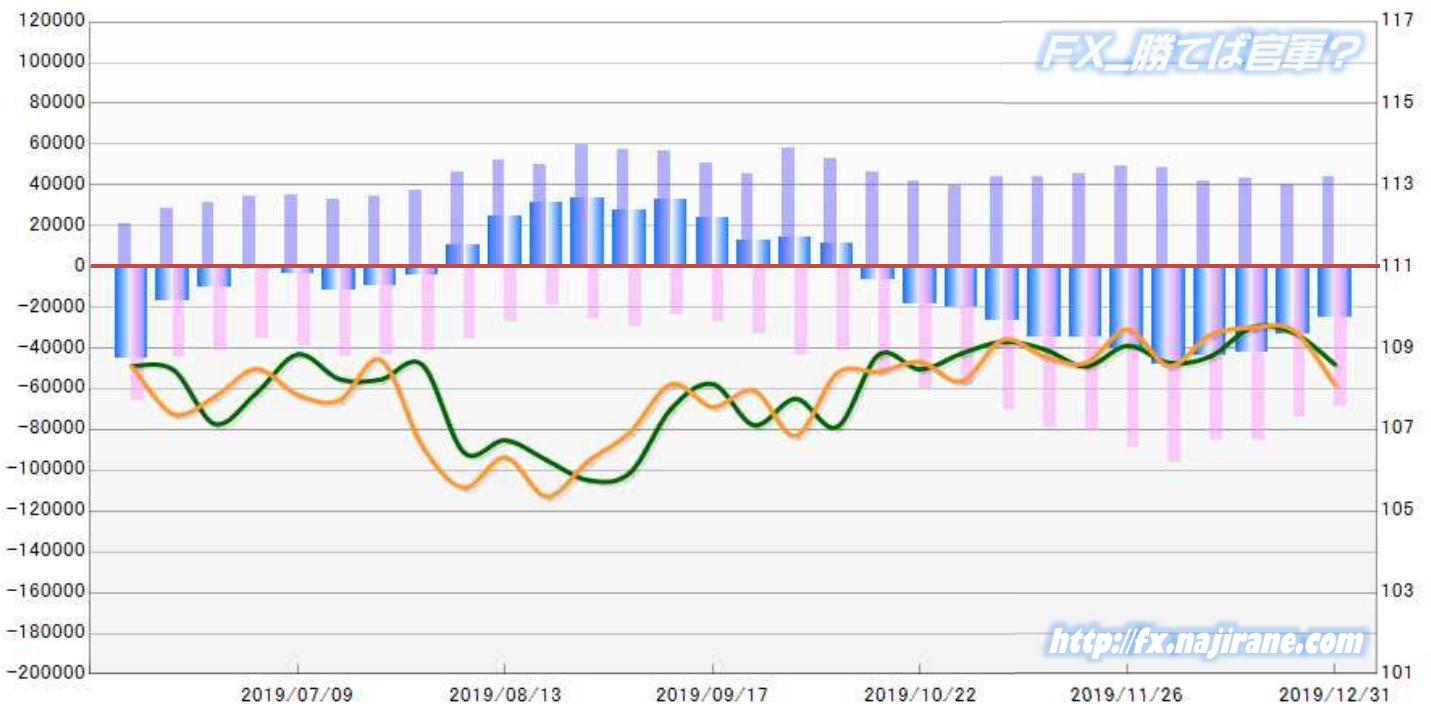
2019/07/09 ~ 2019/12/31

2020/01/03 NYクローズ時公表値

Report_Date	Non Commercial Positions												火曜日 引け値	金曜日 引け値
	Long	増減	増減(%)	Short	増減	増減(%)	売り越し	増減	増減(%)	売買計	増減	増減(%)		
2019/12/31	43668	3076	7.6%	68970	-5164	-7.0%	25302	-8240	-24.6%	112638	-2088	-1.8%	108.60	108.10
2019/12/24	40592	-2826	-6.5%	74134	-11346	-13.3%	33542	-8520	-20.3%	114726	-14172	-11.0%	109.38	109.43
2019/12/17	43418	1575	3.8%	85480	-45	-0.1%	42062	-1620	-3.7%	128898	1530	1.2%	109.51	109.50
2019/12/10	41843	-6469	-13.4%	85525	-10610	-11.0%	43682	-4141	-8.7%	127368	-17079	-11.8%	108.80	109.33
2019/12/03	48312	-966	-2.0%	96135	7266	8.2%	47823	8232	20.8%	144447	6300	4.6%	108.64	108.56
2019/11/26	49278	3855	8.5%	88869	8415	10.5%	39591	4560	13.0%	138147	12270	9.7%	109.06	109.46
2019/11/19	45423	1459	3.3%	80454	1493	1.9%	35031	34	0.1%	125877	2952	2.4%	108.55	108.64
2019/11/12	43964	-32	-0.1%	78961	8360	11.8%	34997	8392	31.5%	122925	8328	7.3%	108.97	108.79
2019/11/05	43996	4811	12.3%	70601	11718	19.9%	26605	6907	35.1%	114597	16529	16.9%	109.16	109.21
2019/10/29	39185	-2371	-5.7%	58883	-838	-1.4%	19698	1533	8.4%	98068	-3209	-3.2%	108.87	108.19
2019/10/22	41556	-4860	-10.5%	59721	6664	12.6%	18165	11524	173.5%	101277	1804	1.8%	108.48	108.66
2019/10/15	46416	-6387	-12.1%	53057	11266	27.0%	6641	-17653	-160.3%	99473	4879	5.2%	108.84	108.42
2019/10/08	52803	-5090	-8.8%	41791	-2185	-5.0%	-11012	-2905	-20.9%	94594	-7275	-7.1%	107.07	108.39
2019/10/01	57893	12134	26.5%	43976	11000	33.4%	-13917	1134	8.9%	101869	23134	29.4%	107.76	106.85
2019/09/24	45759	-5083	-10.0%	32976	5996	22.2%	-12783	-11079	-46.4%	78735	913	1.2%	107.11	107.96
2019/09/17	50842	-5737	-10.1%	26980	2992	12.5%	-23862	-8729	-26.8%	77822	-2745	-3.4%	108.12	107.56
2019/09/10	56579	-643	-1.1%	23988	-5552	-18.8%	-32591	4909	17.7%	80567	-6195	-7.1%	107.52	108.12
2019/09/03	57222	-2573	-4.3%	29540	3352	12.8%	-27682	-5925	-17.6%	86762	779	0.9%	105.94	106.93
2019/08/27	59795	9811	19.6%	26188	7358	39.1%	-33607	2453	7.9%	85983	17169	24.9%	105.76	106.23
2019/08/20	49984	-1780	-3.4%	18830	-8192	-30.3%	-31154	6412	25.9%	68814	-9972	-12.7%	106.25	105.36
2019/08/13	51764	5539	12.0%	27022	-8642	-24.2%	-24742	14181	134.3%	78786	-3103	-3.8%	106.74	106.32
2019/08/06	46225	9197	24.8%	35664	-5582	-13.5%	-10561	-14779	-350.4%	81889	3615	4.6%	106.44	105.58
2019/07/30	37028	2386	6.9%	41246	-2773	-6.3%	4218	-5159	-55.0%	78274	-387	-0.5%	108.59	106.59
2019/07/23	34642	1737	5.3%	44019	-266	-0.6%	9377	-2003	-17.6%	78661	1471	1.9%	108.23	108.71
2019/07/16	32905	-2441	-6.9%	44285	5288	13.6%	11380	7729	211.7%	77190	2847	3.8%	108.24	107.72
2019/07/09	35346			38997			3651			74343			108.85	107.85

JAPANESE YEN - CHICAGO MERCANTILE EXCHANGE
FUTURES ONLY POSITIONS

— 金曜終値 — 火曜終値 Short枚数 Long枚数 ■ 売り越し or 買い越し枚数



EURO FX - CHICAGO MERCANTILE EXCHANGE

Code-099741

2019/07/09 ~ 2019/12/31

2020/01/03 NYクローズ時公表値

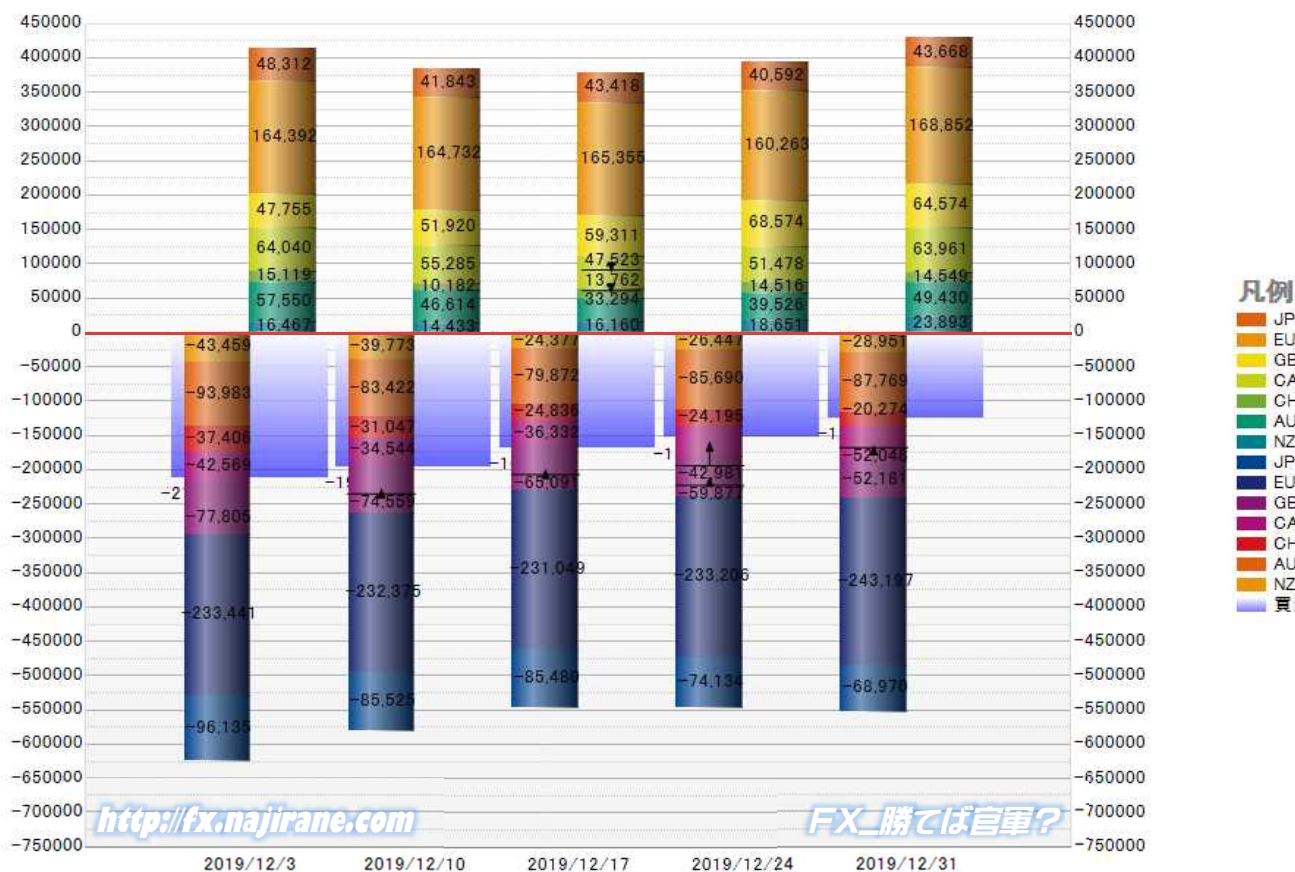
Report_Date	Non Commercial Positions											火曜日 引け値	金曜日 引け値	
	Long	増減			Short	増減			売り越し	増減				売買計
2019/12/31	168852	8589	5.4%	243197	9991	4.3%	74345	1402	1.9%	412049	18580	4.7%	1.1213	1.1162
2019/12/24	160263	-5092	-3.1%	233206	2157	0.9%	72943	7249	11.0%	393469	-2935	-0.7%	1.1085	1.1176
2019/12/17	165355	623	0.4%	231049	-1326	-0.6%	65694	-1949	-2.9%	396404	-703	-0.2%	1.1153	1.1076
2019/12/10	164732	340	0.2%	232375	-1066	-0.5%	67643	-1406	-2.0%	397107	-726	-0.2%	1.1093	1.1117
2019/12/03	164392	-5524	-3.3%	233441	2109	0.9%	69049	7633	12.4%	397833	-3415	-0.9%	1.1082	1.1060
2019/11/26	169916	6018	3.7%	231332	4931	2.2%	61416	-1087	-1.7%	401248	10949	2.8%	1.1024	1.1018
2019/11/19	163898	-6352	-3.7%	226401	-1518	-0.7%	62503	4834	8.4%	390299	-7870	-2.0%	1.1078	1.1023
2019/11/12	170250	6067	3.7%	227919	2990	1.3%	57669	-3077	-5.1%	398169	9057	2.3%	1.1012	1.1054
2019/11/05	164183	-2357	-1.4%	224929	5034	2.3%	60746	7391	13.9%	389112	2677	0.7%	1.1075	1.1022
2019/10/29	166540	-2113	-1.3%	219895	192	0.1%	53355	2305	4.5%	386435	-1921	-0.5%	1.1112	1.1166
2019/10/22	168653	13680	8.8%	219703	-10424	-4.5%	51050	-24104	-32.1%	388356	3256	0.8%	1.1125	1.1081
2019/10/15	154973	-7804	-4.8%	230127	-8063	-3.4%	75154	-259	-0.3%	385100	-15867	-4.0%	1.1031	1.1161
2019/10/08	162777	-9481	-5.5%	238190	-46	0.0%	75413	9435	14.3%	400967	-9527	-2.3%	1.0956	1.1036
2019/10/01	172258	11571	7.2%	238236	16827	7.6%	65978	5256	8.7%	410494	28398	7.4%	1.0932	1.0981
2019/09/24	160687	-3585	-2.2%	221409	-11422	-4.9%	60722	-7837	-11.4%	382096	-15007	-3.8%	1.1020	1.0942
2019/09/17	164272	-16263	-9.0%	232831	2454	1.1%	68559	18717	37.6%	397103	-13809	-3.4%	1.1072	1.1018
2019/09/10	180535	-5609	-3.0%	230377	-4903	-2.1%	49842	706	1.4%	410912	-10512	-2.5%	1.1049	1.1076
2019/09/03	186144	12693	7.3%	235280	23025	10.8%	49136	10332	26.6%	421424	35718	9.3%	1.0972	1.1026
2019/08/27	173451	4996	3.0%	212255	5823	2.8%	38804	827	2.2%	385706	10819	2.9%	1.1091	1.0990
2019/08/20	168455	1241	0.7%	206432	-7431	-3.5%	37977	-8672	-18.6%	374887	-6190	-1.6%	1.1098	1.1140
2019/08/13	167214	-10774	-6.1%	213863	-8135	-3.7%	46649	2639	6.0%	381077	-18909	-4.7%	1.1173	1.1093
2019/08/06	177988	2856	1.6%	221998	-7117	-3.1%	44010	-9973	-18.5%	399986	-4261	-1.1%	1.1202	1.1203
2019/07/30	175132	1649	1.0%	229115	16628	7.8%	53983	14979	38.4%	404247	18277	4.7%	1.1155	1.1106
2019/07/23	173483	2996	1.8%	212487	10649	5.3%	39004	7653	24.4%	385970	13645	3.7%	1.1152	1.1125
2019/07/16	170487	12089	7.6%	201838	7575	3.9%	31351	-4514	-12.6%	372325	19664	5.6%	1.1212	1.1219
2019/07/09	158398			194263			35865			352661			1.1208	1.1271

EURO FX - CHICAGO MERCANTILE EXCHANGE
FUTURES ONLY POSITIONS



	2019/12/03			2019/12/10			2019/12/17			2019/12/24			2019/12/31		
	Long	Short	売り越し	Long	Short	売り越し	Long	Short	売り越し	Long	Short	売り越し	Long	Short	売り越し
JPY	48312	96135	47823	41843	85525	43682	43418	85480	42062	40592	74134	33542	43668	68970	25302
	前週比 枚数増減 (枚)			-6469	-10610	-4141	1575	-45	-1620	-2826	-11346	-8520	3076	-5164	-8240
	前週比 枚数増減 (%)			-13.4%	-11.0%	-8.7%	3.8%	-0.1%	-3.7%	-6.5%	-13.3%	-20.3%	7.6%	-7.0%	-24.6%
EUR	164392	233441	69049	164732	232375	67643	165355	231049	65694	160263	233206	72943	168852	243197	74345
	前週比 枚数増減 (枚)			340	-1066	-1406	623	-1326	-1949	-5092	2157	7249	8589	9991	1402
	前週比 枚数増減 (%)			0.2%	-0.5%	-2.0%	0.4%	-0.6%	-2.9%	-3.1%	0.9%	11.0%	5.4%	4.3%	1.9%
GBP	47755	77805	30050	51920	74559	22639	59311	65091	5780	68574	59877	-8697	64574	52181	-12393
	前週比 枚数増減 (枚)			4165	-3246	-7411	7391	-9468	-16859	9263	-5214	14477	-4000	-7696	3696
	前週比 枚数増減 (%)			8.7%	-4.2%	-24.7%	14.2%	-12.7%	-74.5%	15.6%	-8.0%	250.5%	-5.8%	-12.9%	42.5%
AUD	57550	93983	36433	46614	83422	36808	33294	79872	46578	39526	85690	46164	49430	87769	38339
	前週比 枚数増減 (枚)			-10936	-10561	375	-13320	-3550	9770	6232	5818	-414	9904	2079	-7825
	前週比 枚数増減 (%)			-19.0%	-11.2%	1.0%	-28.6%	-4.3%	26.5%	18.7%	7.3%	-0.9%	25.1%	2.4%	-17.0%
CAD	64040	42569	-21471	55285	34544	-20741	47523	36332	-11191	51478	42981	-8497	63961	52048	-11913
	前週比 枚数増減 (枚)			-8755	-8025	-730	-7762	1788	-9550	3955	6649	-2694	12483	9067	3416
	前週比 枚数増減 (%)			-13.7%	-18.9%	-3.4%	-14.0%	5.2%	-46.0%	8.3%	18.3%	-24.1%	24.2%	21.1%	40.2%
CHF	15119	37406	22287	10182	31047	20865	13762	24836	11074	14516	24195	9679	14549	20274	5725
	前週比 枚数増減 (枚)			-4937	-6359	-1422	3580	-6211	-9791	754	-641	-1395	33	-3921	-3954
	前週比 枚数増減 (%)			-32.7%	-17.0%	-6.4%	35.2%	-20.0%	-46.9%	5.5%	-2.6%	-12.6%	0.2%	-16.2%	-40.9%
NZD	16467	43459	26992	14433	39773	25340	16160	24377	8217	18651	26447	7796	23893	28951	5058
	前週比 枚数増減 (枚)			-2034	-3686	-1652	1727	-15396	-17123	2491	2070	-421	5242	2504	-2738
	前週比 枚数増減 (%)			-12.4%	-8.5%	-6.1%	12.0%	-38.7%	-67.6%	15.4%	8.5%	-5.1%	28.1%	9.5%	-35.1%
MXN	196052	65925	-130127	196673	66032	-130641	211650	59390	-152260	202097	43881	-158216	193069	42803	-150266
	前週比 枚数増減 (枚)			621	107	514	14977	-6642	21619	-9553	-15509	5956	-9028	-1078	-7950
	前週比 枚数増減 (%)			0.3%	0.2%	0.4%	7.6%	-10.1%	16.5%	-4.5%	-26.1%	3.9%	-4.5%	-2.5%	-5.0%
Total All 8	609687	690723	81036	581682	647277	65595	590473	606427	15954	595697	590411	-5286	621996	596193	-25803
	前週比 枚数増減 (枚)			-28005	-43446	-15441	8791	-40850	-49641	5224	-16016	21240	26299	5782	20517
	前週比 枚数増減 (%)			-4.6%	-6.3%	-19.1%	1.5%	-6.3%	-75.7%	0.9%	-2.6%	133.1%	4.4%	1.0%	388.1%
Total 7 (MXN除く)	413635	624798	211163	385009	581245	196236	378823	547037	168214	393600	546530	152930	428927	553390	124463
	前週比 枚数増減 (枚)			-28626	-43553	-14927	-6186	-34208	-28022	14777	-507	-15284	35327	6860	-28467
	前週比 枚数増減 (%)			-6.9%	-7.0%	-7.1%	-1.6%	-5.9%	-14.3%	3.9%	-0.1%	-9.1%	9.0%	1.3%	-18.6%

直近5週 CFTC IMM主要7通貨の構成



<http://fx.najirane.com>

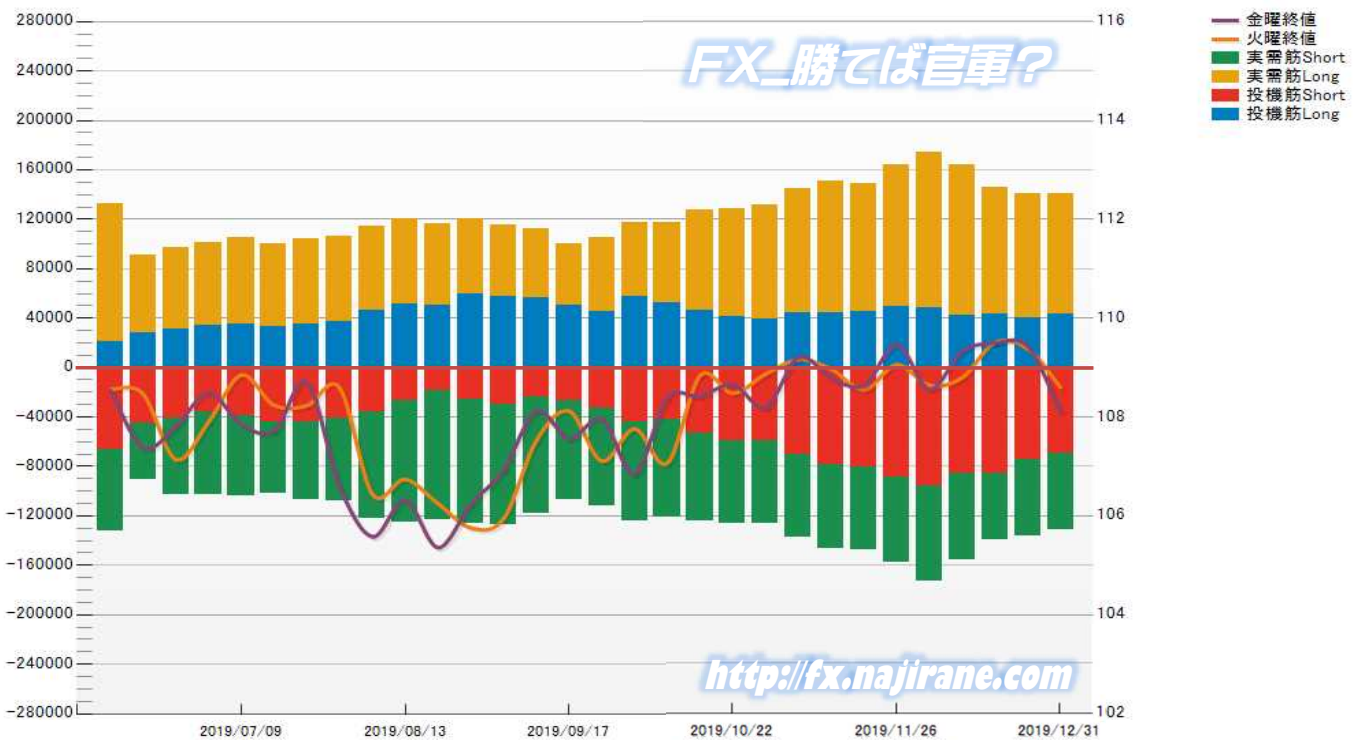
FXに勝てば官軍?

JAPANESE YEN - CHICAGO MERCANTILE EXCHANGE
FUTURES ONLY POSITIONS

Code-097741
2020/01/03 公表値

Date	投機筋集計				実需筋集計				投機筋+実需筋合計				ドル円終値	
	円買い	円売り	売り越し	売買計	円買い	円売り	売り越し	売買計	円買い	円売り	売り越し	売買計	火曜締め	金曜締め
2019/12/31	43668	68970	25302	112638	97526	62360	-35166	159886	141194	131330	-9864	272524	108.60	108.10
2019/12/24	40592	74134	33542	114726	99923	61911	-38012	161834	140515	136045	-4470	276560	109.38	109.43
2019/12/17	43418	85480	42062	128898	102748	54004	-48744	156752	146166	139484	-6682	285650	109.51	109.50
2019/12/10	41843	85525	43682	127368	122108	70477	-51631	192585	163951	156002	-7949	319953	108.80	109.33
2019/12/03	48312	96135	47823	144447	126334	76981	-49353	203315	174646	173116	-1530	347762	108.64	108.56
2019/11/26	49278	88869	39591	138147	115116	68413	-46703	183529	164394	157282	-7112	321676	109.06	109.46
2019/11/19	45423	80454	35031	125877	102992	67501	-35491	170493	148415	147955	-460	296370	108.55	108.64
2019/11/12	43964	78961	34997	122925	106504	67386	-39118	173890	150468	146347	-4121	296815	108.97	108.79
2019/11/05	43996	70601	26605	114597	101217	66522	-34695	167739	145213	137123	-8090	282336	109.16	109.21
2019/10/29	39185	58883	19698	98068	92543	67446	-25097	159989	131728	126329	-5399	258057	108.87	108.19
2019/10/22	41556	59721	18165	101277	87258	66682	-20576	153940	128814	126403	-2411	255217	108.48	108.66
2019/10/15	46416	53057	6641	99473	81307	71535	-9772	152842	127723	124592	-3131	252315	108.84	108.42
2019/10/08	52803	41791	-11012	94594	64209	79599	15390	143808	117012	121390	4378	238402	107.07	108.39
2019/10/01	57893	43976	-13917	101869	59504	80137	20633	139641	117397	124113	6716	241510	107.76	106.85
2019/09/24	45759	32976	-12783	78735	59437	78841	19404	138278	105196	111817	6621	217013	107.11	107.96
2019/09/17	50842	26980	-23862	77822	49738	80331	30593	130069	100580	107311	6731	207891	108.12	107.56
2019/09/10	56579	23988	-32591	80567	55208	94409	39201	149617	111787	118397	6610	230184	107.52	108.12
2019/09/03	57222	29540	-27682	86762	58451	97429	38978	155880	115673	126969	11296	242642	105.94	106.93
2019/08/27	59795	26188	-33607	85983	60327	99944	39617	160271	120122	126132	6010	246254	105.76	106.23
2019/08/20	49984	18830	-31154	68814	66338	104320	37982	170658	116322	123150	6828	239472	106.25	105.36
2019/08/13	51764	27022	-24742	78786	68708	98250	29542	166958	120472	125272	4800	245744	106.74	106.32
2019/08/06	46225	35664	-10561	81889	67882	86529	18647	154411	114107	122193	8086	236300	106.44	105.58
2019/07/30	37028	41246	4218	78274	69070	66712	-2358	135782	106098	107958	1860	214056	108.59	106.59
2019/07/23	34642	44019	9377	78661	69196	63158	-6038	132354	103838	107177	3339	211015	108.23	108.71
2019/07/16	32905	44285	11380	77190	67152	57512	-9640	124664	100057	101797	1740	201854	108.24	107.72
2019/07/09	35346	38997	3651	74343	69473	64989	-4484	134462	104819	103986	-833	208805	108.85	107.85
2019/07/02	34198	35425	1227	69623	66542	67869	1327	134411	100740	103294	2554	204034	107.90	108.49
2019/06/25	31090	41237	10147	72327	65772	61991	-3781	127763	96862	103228	6366	200090	107.14	107.81
2019/06/18	28169	44734	16565	72903	63256	45768	-17488	109024	91425	90502	-923	181927	108.47	107.38
2019/06/11	20786	65951	45165	86737	112117	66547	-45570	178664	132903	132498	-405	265401	108.56	108.55

JAPANESE YEN - CHICAGO MERCANTILE EXCHANGE
FUTURES ONLY POSITIONS Code-097741

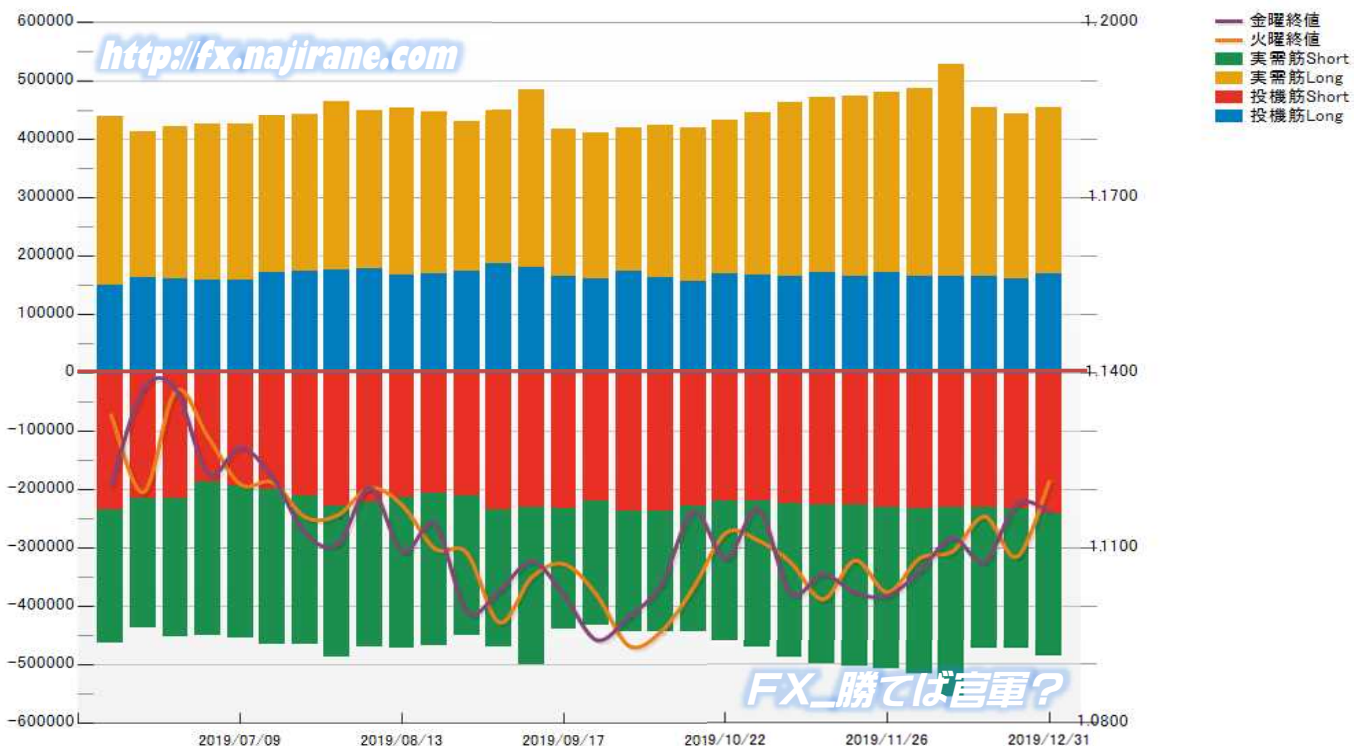


EURO FX - CHICAGO MERCANTILE EXCHANGE
FUTURES ONLY POSITIONS

Code-099741
2020/01/03 公表値

Date	投機筋集計				実需筋集計				投機筋+実需筋合計				ユーロドル終値	
	EUR買い	EUR売り	売り越し	売買計	EUR買い	EUR売り	売り越し	売買計	EUR買い	EUR売り	売り越し	売買計	火曜締め	金曜締め
2019/12/31	168852	243197	74345	412049	285490	245540	-39950	531030	454342	488737	34395	943079	1.1213	1.1162
2019/12/24	160263	233206	72943	393469	282401	241064	-41337	523465	442664	474270	31606	916934	1.1085	1.1176
2019/12/17	165355	231049	65694	396404	288313	244275	-44038	532588	453668	475324	21656	928992	1.1153	1.1076
2019/12/10	164732	232375	67643	397107	363680	325511	-38169	689191	528412	557886	29474	1086298	1.1093	1.1117
2019/12/03	164392	233441	69049	397833	321158	285706	-35452	606864	485550	519147	33597	1004697	1.1082	1.1060
2019/11/26	169916	231332	61416	401248	308994	277623	-31371	586617	478910	508955	30045	987865	1.1024	1.1018
2019/11/19	163898	226401	62503	390299	310291	278082	-32209	588373	474189	504483	30294	978672	1.1078	1.1023
2019/11/12	170250	227919	57669	398169	300579	273909	-26670	574488	470829	501828	30999	972657	1.1012	1.1054
2019/11/05	164183	224929	60746	389112	297733	265666	-32067	563399	461916	490595	28679	952511	1.1075	1.1022
2019/10/29	166540	219895	53355	386435	277771	251937	-25834	529708	444311	471832	27521	916143	1.1112	1.1166
2019/10/22	168653	219703	51050	388356	264350	242340	-22010	506690	433003	462043	29040	895046	1.1125	1.1081
2019/10/15	154973	230127	75154	385100	263082	214307	-48775	477389	418055	444434	26379	862489	1.1031	1.1161
2019/10/08	162777	238190	75413	400967	260777	206186	-54591	466963	423554	444376	20822	867930	1.0956	1.1036
2019/10/01	172258	238236	65978	410494	247476	206802	-40674	454278	419734	445038	25304	864772	1.0932	1.0981
2019/09/24	160687	221409	60722	382096	250286	211326	-38960	461612	410973	432735	21762	843708	1.1020	1.0942
2019/09/17	164272	232831	68559	397103	252628	207122	-45506	459750	416900	439953	23053	856853	1.1072	1.1018
2019/09/10	180535	230377	49842	410912	303836	270876	-32960	574712	484371	501253	16882	985624	1.1049	1.1076
2019/09/03	186144	235280	49136	421424	263544	236079	-27465	499623	449688	471359	21671	921047	1.0972	1.1026
2019/08/27	173451	212255	38804	385706	255401	239344	-16057	494745	428852	451599	22747	880451	1.1091	1.0990
2019/08/20	168455	206432	37977	374887	278685	262478	-16207	541163	447140	468910	21770	916050	1.1098	1.1140
2019/08/13	167214	213863	46649	381077	286585	259479	-27106	546064	453799	473342	19543	927141	1.1173	1.1093
2019/08/06	177988	221998	44010	399986	272245	248980	-23265	521225	450233	470978	20745	921211	1.1202	1.1203
2019/07/30	175132	229115	53983	404247	289310	258340	-30970	547650	464442	487455	23013	951897	1.1155	1.1106
2019/07/23	173483	212487	39004	385970	269699	254802	-14897	524501	443182	467289	24107	910471	1.1152	1.1125
2019/07/16	170487	201838	31351	372325	269227	265074	-4153	534301	439714	466912	27198	906626	1.1212	1.1219
2019/07/09	158398	194263	35865	352661	266303	260339	-5964	526642	424701	454602	29901	879303	1.1208	1.1271
2019/07/02	157122	188855	31733	345977	268544	261228	-7316	529772	425666	450083	24417	875749	1.1290	1.1226
2019/06/25	159285	215580	56295	374865	262025	238416	-23609	500441	421310	453996	32686	875306	1.1369	1.1371
2019/06/18	162795	215125	52330	377920	250067	222928	-27139	472995	412862	438053	25191	850915	1.1195	1.1372
2019/06/11	149661	236453	86792	386114	289197	227051	-62146	516248	438858	463504	24646	902362	1.1327	1.1207

EURO FX - CHICAGO MERCANTILE EXCHANGE
FUTURES ONLY POSITIONS Code-099741



CME Daily Volume

FX_勝てば官軍?

<http://fx.najirane.com>

AUS Dollar		MONTHLY OPTIONS	FUTURE	WEEKLY FRIDAY OPTIONS					参考レート	
Date				WK 1	WK 2	WK 3	WK 4	WK 5	Open	Close
2020/1/2 (木)	---	3199	---		247	32	200	258	0.7007	0.6983
2019/12/31 (火)	---	6965	---		239	80	116	61	0.7000	0.7017
2019/12/30 (月)	---	3349	---		397	223	74		0.6980	0.6996
2019/12/27 (金)	---	4678	---		449	147	252		0.6942	0.6978
2019/12/26 (木)	---	1243	---		189	1	46		0.6922	0.6942
2019/12/24 (火)	---	827	---		63		112		0.6916	0.6922
2019/12/23 (月)	---	2589	---		98	405	909		0.6895	0.6916
2019/12/20 (金)	---	1750	---		80	178	674		0.6885	0.6900
2019/12/19 (木)	---	2061	---		1169	450	61		0.6849	0.6884
2019/12/18 (水)	---	2654	---			1142	47		0.6848	0.6849

CAN Dollar		MONTHLY OPTIONS	FUTURE	WEEKLY FRIDAY OPTIONS					参考レート	
Date				WK 1	WK 2	WK 3	WK 4	WK 5	Open	Close
2020/1/2 (木)	---	---	---		641	572	1	571	0.7704	0.7701
2019/12/31 (火)	---	---	---		691	130	32	0	0.7655	0.7698
2019/12/30 (月)	---	---	---		569	46	1	684	0.7651	0.7655
2019/12/27 (金)	---	---	---		143	17	299	0	0.7626	0.7642
2019/12/26 (木)	---	---	---		1	0	202	0	0.7598	0.7626
2019/12/24 (火)	---	---	---		282	2	19	0	0.7607	0.7595
2019/12/23 (月)	---	---	---		438	864	1150	0	0.7605	0.7607
2019/12/20 (金)	---	---	---		1	526	3644	0	0.7619	0.7601
2019/12/19 (木)	---	---	---		1202	796	27	0	0.7624	0.7618
2019/12/18 (水)	---	---	---		521	533	4	0	0.7599	0.7625

SWISS FRANC		MONTHLY OPTIONS	FUTURE	WEEKLY FRIDAY OPTIONS					参考レート	
Date				WK 1	WK 2	WK 3	WK 4	WK 5	Open	Close
2020/1/2 (木)	---	34150	---		---	---	---	---	1.0339	1.0293
2019/12/31 (火)	---	29758	---		---	---	---	---	1.0324	1.0334
2019/12/30 (月)	---	29929	---		---	---	---	---	1.0259	1.0320
2019/12/27 (金)	---	25764	---		---	---	---	---	1.0192	1.0261
2019/12/26 (木)	---	8385	---		---	---	---	---	1.0206	1.0191
2019/12/24 (火)	---	8322	---		---	---	---	---	1.0186	1.0202
2019/12/23 (月)	---	17574	---		---	---	---	---	1.0179	1.0184
2019/12/20 (金)	---	23250	---		---	---	---	---	1.0224	1.0185
2019/12/19 (木)	---	27303	---		---	---	---	---	1.0200	1.0221
2019/12/18 (水)	---	23454	---		---	---	---	---	1.0205	1.0200

EU EURO		MONTHLY OPTIONS	FUTURE	WEEKLY FRIDAY OPTIONS					参考レート	
Date				WK 1	WK 2	WK 3	WK 4	WK 5	Open	Close
2020/1/2 (木)	---	17672	---		906	242	113	2	1.1215	1.1172
2019/12/31 (火)	---	8448	---		862	228	246	4	1.1202	1.1213
2019/12/30 (月)	---	10462	---		1544	320	396	119	1.1179	1.1200
2019/12/27 (金)	---	21631	---		1355	33	2272		1.1096	1.1176
2019/12/26 (木)	---	1298	---		18	4	126		1.1092	1.1096
2019/12/24 (火)	---	1627	---		91	7	756		1.1090	1.1085
2019/12/23 (月)	---	4032	---		270	734	249		1.1078	1.1090
2019/12/20 (金)	---	12568	---		106	2098	6872		1.1124	1.1076
2019/12/19 (木)	---	5924	---		781	2679	739		1.1116	1.1124
2019/12/18 (水)	---	6432	---		51	3619	57		1.1153	1.1116

GB POUND		MONTHLY OPTIONS	FUTURE	WEEKLY FRIDAY OPTIONS					参考レート	
Date				WK 1	WK 2	WK 3	WK 4	WK 5	Open	Close
2020/1/2 (木)	---	104917	---		99	3	520	514	1.3252	1.3140
2019/12/31 (火)	---	91823	---		41	30	73		1.3121	1.3260
2019/12/30 (月)	---	91717	---		242	2	10	25	1.3077	1.3122
2019/12/27 (金)	---	91976	---		19	27	535		1.2999	1.3076
2019/12/26 (木)	---	35578	---		2		13		1.2973	1.2999
2019/12/24 (火)	---	36161	---		3	837	51		1.2940	1.2962
2019/12/23 (月)	---	87874	---		15	95	372		1.2995	1.2940
2019/12/20 (金)	---	90670	---		13	385	317		1.3008	1.3002
2019/12/19 (木)	---	141829	---		73	924	163		1.3083	1.3008
2019/12/18 (水)	---	118005	---		10	2353	1		1.3130	1.3083

JP YEN		MONTHLY OPTIONS	FUTURE	WEEKLY FRIDAY OPTIONS					参考レート	
Date				WK 1	WK 2	WK 3	WK 4	WK 5	Open	Close
2020/1/2 (木)	---	---	111154		687	11	1	20	108.69	108.55
2019/12/31 (火)	---	---	78428		445	101	100	89	108.87	108.60
2019/12/30 (月)	---	---	105832		1239	38	153	0	109.44	108.88
2019/12/27 (金)	---	---	81557		184	243	616	0	109.58	109.43
2019/12/26 (木)	---	---	61595		12	3	15	0	109.39	109.58
2019/12/24 (火)	---	---	38863		68	43	306	0	109.40	109.38
2019/12/23 (月)	---	---	53586		476	434	1630	0	109.46	109.40
2019/12/20 (金)	---	---	83986		319	393	3371	0	109.38	109.50
2019/12/19 (木)	---	---	109529		204	689	152	0	109.57	109.38
2019/12/18 (水)	---	---	77605		0	231	13	0	109.51	109.58

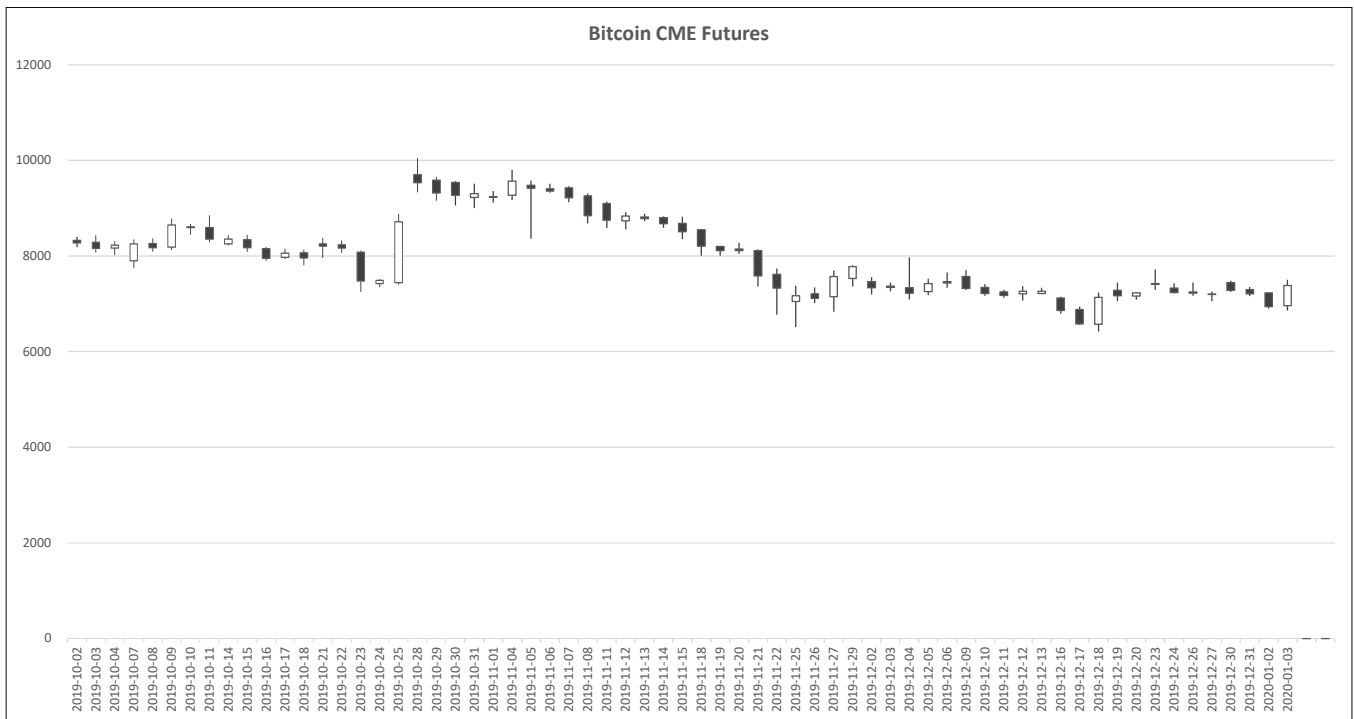
MEX PESO		MONTHLY OPTIONS	FUTURE	WEEKLY FRIDAY OPTIONS					参考レート	
Date				WK 1	WK 2	WK 3	WK 4	WK 5	Open	Close
2020/1/2 (木)	---	29	30480		---	---	---	---	5.2894	5.3052
2019/12/31 (火)	---	8	28761		---	---	---	---	5.2816	5.2852
2019/12/30 (月)	---	30	24357		---	---	---	---	5.3086	5.2816
2019/12/27 (金)	---	59	39256		---	---	---	---	5.2791	5.3007
2019/12/26 (木)	---	1	12862		---	---	---	---	5.2701	5.2791
2019/12/24 (火)	---	0	7905		---	---	---	---	5.2768	5.2690
2019/12/23 (月)	---	6	19027		---	---	---	---	5.2827	5.2768
2019/12/20 (金)	---	4	32232		---	---	---	---	5.2846	5.2826
2019/12/19 (木)	---	3	40527		---	---	---	---	5.2727	5.2846
2019/12/18 (水)	---	0	39903		---	---	---	---	5.2868	5.2727

NZ DOLLAR		MONTHLY OPTIONS	FUTURE	WEEKLY FRIDAY OPTIONS					参考レート	
Date				WK 1	WK 2	WK 3	WK 4	WK 5	Open	Close
2020/1/2 (木)	---	200	26316		---	---	---	---	0.6731	0.6698
2019/12/31 (火)	---	36	20501		---	---	---	---	0.6725	0.6731
2019/12/30 (月)	---	4	26001		---	---	---	---	0.6700	0.6725
2019/12/27 (金)	---	0	18837		---	---	---	---	0.6667	0.6699
2019/12/26 (木)	---	0	9214		---	---	---	---	0.6638	0.6667
2019/12/24 (火)	---	0	10908		---	---	---	---	0.6635	0.6639
2019/12/23 (月)	---	8	15524		---	---	---	---	0.6598	0.6634
2019/12/20 (金)	---	55	17905		---	---	---	---	0.6609	0.6604
2019/12/19 (木)	---	10	24856		---	---	---	---	0.6577	0.6609
2019/12/18 (水)	---	214	26283		---	---	---	---	0.6568	0.6577

Bitcoin CME Futures (当月及び限月別)

※取引単位=5ビットコイン (CME CFビットコイン参考基準レート=BRRを対象)

Date	当月(2020/01)						2020/01		2020/02		2020/03		2020/04	
	Open	High	Low	Close	Volume	OpenInt	Close	Volume	Close	Volume	Close	Volume	Close	Volume
2019-10-02	8330	8400	8185	8270	1943	3346	0	0	0	0	8470	5	0	0
2019-10-03	8285	8435	8075	8160	2728	3474	0	0	0	0	8330	22	0	0
2019-10-04	8165	8310	8020	8225	2064	3372	0	0	0	0	8375	2	0	0
2019-10-07	7900	8350	7745	8255	6220	3386	0	0	0	0	8425	35	0	0
2019-10-08	8260	8365	8095	8170	2512	3335	0	0	0	0	8360	10	0	0
2019-10-09	8185	8780	8125	8645	5212	3838	0	0	0	0	8835	17	0	0
2019-10-10	8605	8670	8445	8595	3011	3687	0	0	0	0	8805	39	0	0
2019-10-11	8595	8850	8285	8355	1859	3407	0	0	0	0	8570	8	0	0
2019-10-14	8255	8435	8220	8355	1859	3407	0	0	0	0	8565	0	0	0
2019-10-15	8340	8440	8085	8170	2847	3444	0	0	0	0	8385	3	0	0
2019-10-16	8150	8195	7900	7950	3957	3726	0	0	0	0	8135	9	0	0
2019-10-17	7975	8150	7935	8060	2667	3226	0	0	0	0	8255	3	0	0
2019-10-18	8065	8130	7805	7960	3888	3193	0	0	0	0	8140	18	0	0
2019-10-21	8255	8380	7960	8205	4248	3100	0	0	0	0	8430	15	0	0
2019-10-22	8230	8330	8065	8165	2881	3093	0	0	0	0	8410	15	0	0
2019-10-23	8080	8110	7245	7475	8187	3702	0	0	0	0	7625	94	0	0
2019-10-24	7420	7515	7350	7490	5025	3313	0	0	0	0	7605	40	0	0
2019-10-25	7445	8885	7395	8715	9412	2859	0	0	0	0	8890	52	0	0
2019-10-28	9700	10050	9330	9530	7242	3033	9660	2	0	0	9755	28	0	0
2019-10-29	9585	9655	9155	9315	3276	3155	9465	5	0	0	9575	7	0	0
2019-10-30	9540	9565	9060	9270	3687	3296	9410	5	0	0	9525	26	0	0
2019-10-31	9225	9510	9000	9305	2206	3299	9400	5	0	0	9555	33	0	0
2019-11-01	9230	9360	9120	9235	2780	3260	9380	5	0	0	9510	14	0	0
2019-11-04	9270	9800	9170	9565	3891	3735	9705	51	0	0	9850	21	0	0
2019-11-05	9480	9580	8360	9420	3128	3520	9575	23	0	0	9710	2	0	0
2019-11-06	9405	9515	9325	9360	1409	3462	9520	6	0	0	9670	2	0	0
2019-11-07	9425	9460	9125	9220	3467	3431	9380	6	0	0	9530	3	0	0
2019-11-08	9260	9305	8680	8845	3850	3120	8980	4	0	0	9120	1	0	0
2019-11-11	9100	9135	8585	8750	3846	3094	8880	4	0	0	9020	1	0	0
2019-11-12	8735	8915	8555	8835	3684	3091	8965	5	0	0	9105	1	0	0
2019-11-13	8815	8880	8730	8785	2163	3107	8920	3	0	0	9065	3	0	0
2019-11-14	8805	8830	8590	8675	2450	3199	8810	0	0	0	8955	4	0	0
2019-11-15	8680	8820	8355	8505	4486	3016	8615	18	0	0	8765	14	0	0
2019-11-18	8550	8565	8005	8205	4718	3119	8330	90	0	0	8475	23	0	0
2019-11-19	8200	8215	8005	8110	3396	3157	8225	10	0	0	8370	8	0	0
2019-11-20	8145	8275	8045	8110	4502	3270	8220	33	0	0	8340	20	0	0
2019-11-21	8110	8140	7360	7580	6360	3349	7665	81	0	0	7795	43	0	0
2019-11-22	7620	7735	6775	7330	11537	3349	7385	187	0	0	7470	91	0	0
2019-11-25	7050	7375	6510	7165	11465	3541	7225	121	0	0	7315	95	0	0
2019-11-26	7205	7345	7015	7115	6722	3554	7180	85	0	0	7250	19	0	0
2019-11-27	7150	7700	6835	7570	11761	3390	7670	150	0	0	7755	58	0	0
2019-11-29	7530	7805	7365	7776	4992	2822	7855	79	7840	0	7930	15	0	0
2019-12-02	7465	7555	7195	7335	4506	2982	7400	135	7450	31	7490	6	0	0
2019-12-03	7370	7445	7260	7340	1825	2983	7405	77	7455	5	7485	32	0	0
2019-12-04	7335	7970	7085	7220	9089	3019	7265	366	7305	16	7350	34	0	0
2019-12-05	7255	7525	7180	7420	4555	2915	7470	89	7505	4	7550	20	0	0
2019-12-06	7435	7655	7335	7460	3582	2966	7520	59	7555	4	7600	9	0	0
2019-12-09	7570	7705	7290	7320	3636	3086	7380	78	7425	0	7460	31	0	0
2019-12-10	7345	7410	7165	7215	3515	3232	7275	138	7310	0	7370	15	0	0
2019-12-11	7250	7290	7130	7175	3191	3250	7220	176	7260	1	7325	35	0	0
2019-12-12	7210	7370	7070	7265	4699	3226	7305	147	7335	5	7415	25	0	0
2019-12-13	7215	7335	7200	7265	3980	3208	7295	277	7345	9	7360	41	0	0
2019-12-16	7120	7145	6790	6860	8223	3357	6885	295	6920	17	6925	191	6950	0
2019-12-17	6880	6940	6560	6580	6716	3840	6605	502	6635	43	6645	192	6670	0
2019-12-18	6575	7235	6420	7135	13137	3530	7160	968	7185	38	7205	310	7225	0
2019-12-19	7280	7440	7055	7165	5021	3497	7190	268	7225	22	7270	135	7295	0
2019-12-20	7160	7235	7085	7230	3323	3535	7250	767	7290	15	7325	63	7350	0
2019-12-23	7420	7715	7290	7410	9514	3532	7455	1466	7495	31	7535	164	7560	0
2019-12-24	7330	7430	7215	7235	4255	3541	7275	640	7320	27	7350	67	7375	0
2019-12-26	7220	7445	7170	7250	5591	3396	7300	1202	7345	17	7385	70	7420	0
2019-12-27	7195	7255	7055	7204	4573	2873	7265	4441	7310	16	7340	116	7435	0
2019-12-30	7445	7480	7245	7285	3179	3044	7285	3115	7330	12	7385	47	7420	0
2019-12-31	7295	7350	7160	7210	3123	3186	7210	2953	7240	98	7285	72	7295	0
2020-01-02	7225	7225	6900	6940	4964	3650	6940	4754	6985	150	7040	60	7115	0
2020-01-03	6960	7500	6860	7385	9169	0	7385	8657	7415	391	7455	119	7500	0



過去5日及び過去4週の4本値と各種ピボット

2019/12/27 ~ 2020/01/03

USD/JPY										Demark				Pivot				Fibonacci Zone										
日足	Open	High	Low	Close	値幅/日	引け形態	真の高値	真の安値	予想高値	予想安値	予想高値	予想安値	StopLoss	Support	Pivot	Resistance	StopLoss	3-days AVG	Support Zone 2	Support Zone 1	BP	Resistance Zone 1	Resistance Zone 2					
													LBOP	S2	S1	PP	R1	R2	HBOP									
2019/12/27	109.58	109.59	109.39	109.43	20p	陰線引け	-	-	-	-	-	-	109.15	109.27	109.35	109.47	109.55	109.67	109.75				109.19 ~ 109.27	109.35 ~ 109.37	109.47	109.57 ~ 109.60	109.67 ~ 109.75	
2019/12/30	109.44	109.46	108.77	108.88	69p	陰線引け	109.46	108.77	109.17	108.48	109.17	108.48	107.92	108.34	108.61	109.04	109.30	109.73	110.00				108.08 ~ 108.34	108.61 ~ 108.69	109.04	109.38 ~ 109.47	109.73 ~ 109.99	
2019/12/31	108.87	108.88	108.47	108.60	41p	陰線引け	108.88	108.47	108.74	108.33	108.74	108.33	108.02	108.24	108.42	108.65	108.83	109.06	109.24	109.05	Bear			108.09 ~ 108.24	108.40 ~ 108.45	108.65	108.86 ~ 108.90	109.06 ~ 109.21
2020/01/02	108.69	108.87	108.21	108.55	65p	陰線引け	108.87	108.21	108.71	108.06	108.71	108.06	107.57	107.89	108.22	108.54	108.87	109.19	109.52	108.74	Bear			107.64 ~ 107.89	108.14 ~ 108.22	108.54	108.87 ~ 108.94	109.19 ~ 109.44
2020/01/03	108.55	108.63	107.85	108.10	78p	陰線引け	108.63	107.85	108.37	107.59	108.37	107.59	106.98	107.41	107.76	108.19	108.54	108.97	109.32	108.46	Bear			107.12 ~ 107.41	107.71 ~ 107.80	108.19	108.58 ~ 108.68	108.97 ~ 109.27
週足	Open	High	Low	Close	値幅/週	引け形態	真の高値	真の安値	予想高値	予想安値	予想高値	予想安値	LBOP	S2	S1	PP	R1	R2	HBOP	3-days AVG				Support Zone 2	Support Zone 1	BP	Resistance Zone 1	Resistance Zone 2
2019/12/07 ~ 2019/12/11	108.86	109.00	108.43	108.55	57p	陰線引け	-	-	-	-	-	-	107.75	108.09	108.32	108.66	108.89	109.22	109.45				107.88 ~ 108.09	108.31 ~ 108.38	108.66	108.94 ~ 109.01	109.22 ~ 109.44	
2019/12/14 ~ 2019/12/18	108.55	109.70	108.46	109.58	124p	陽線引け	109.70	108.43	110.27	109.00	110.26	109.02	107.54	108.00	108.79	108.66	110.03	110.49	111.28				107.53 ~ 108.00	108.48 ~ 108.62	109.25	109.87 ~ 110.01	110.49 ~ 110.96	
2019/12/22 ~ 2019/12/26	109.57	109.69	109.18	109.58	50p	陽線引け	109.69	109.18	109.88	109.38	109.88	109.38	108.78	108.98	109.28	109.48	109.78	109.98	110.28	109.13	Bull			108.79 ~ 108.98	109.17 ~ 109.23	109.48	109.73 ~ 109.79	109.98 ~ 110.18
2019/12/30 ~ 2020/01/03	109.58	109.59	107.85	108.10	174p	陰線引け	109.59	107.85	108.85	107.11	108.85	107.11	105.70	106.77	107.44	108.51	109.18	110.26	110.92	109.08	Bear			106.11 ~ 106.77	107.44 ~ 107.64	108.51	109.39 ~ 109.59	110.26 ~ 110.92

EUR/JPY										Demark				Pivot				Fibonacci Zone										
日足	Open	High	Low	Close	値幅/日	引け形態	真の高値	真の安値	予想高値	予想安値	予想高値	予想安値	StopLoss	Support	Pivot	Resistance	StopLoss	3-days AVG	Support Zone 2	Support Zone 1	BP	Resistance Zone 1	Resistance Zone 2					
													LBOP	S2	S1	PP	R1	R2	HBOP									
2019/12/27	121.59	122.44	121.49	122.30	95p	陽線引け	-	-	-	-	-	-	120.77	121.13	121.72	122.08	122.66	123.02	123.61				120.77 ~ 121.13	121.49 ~ 121.61	122.08	122.55 ~ 122.66	123.02 ~ 123.39	
2019/12/30	122.35	122.45	121.84	121.95	61p	陰線引け	122.45	121.84	122.20	121.59	122.20	121.59	121.10	121.47	121.71	122.08	122.32	122.69	122.93				121.24 ~ 121.47	121.70 ~ 121.77	122.08	122.38 ~ 122.45	122.69 ~ 122.92	
2019/12/31	121.96	122.07	121.70	121.78	37p	陰線引け	122.07	121.70	121.92	121.56	121.92	121.56	121.26	121.48	121.63	121.85	122.00	122.22	122.36	122.00	Bear			121.34 ~ 121.48	121.62 ~ 121.66	121.85	122.03 ~ 122.07	122.22 ~ 122.36
2020/01/02	121.88	122.02	120.98	121.27	104p	陰線引け	122.02	120.98	121.64	120.61	121.64	120.61	119.79	120.39	120.83	121.42	121.86	122.46	122.90	121.78	Bear			119.99 ~ 120.39	120.78 ~ 120.90	121.42	121.94 ~ 122.06	122.46 ~ 122.85
2020/01/03	121.27	121.38	120.17	120.66	121p	陰線引け	121.38	120.17	121.02	119.81	121.02	119.81	118.89	119.53	120.09	120.74	121.30	121.94	122.51	121.34	Bear			119.07 ~ 119.53	119.99 ~ 120.13	120.74	121.34 ~ 121.48	121.94 ~ 122.40
週足	Open	High	Low	Close	値幅/週	引け形態	真の高値	真の安値	予想高値	予想安値	予想高値	予想安値	LBOP	S2	S1	PP	R1	R2	HBOP	3-days AVG				Support Zone 2	Support Zone 1	BP	Resistance Zone 1	Resistance Zone 2
2019/12/07 ~ 2019/12/11	120.60	120.93	119.99	120.85	94p	陽線引け	-	-	-	-	-	-	119.32	119.66	120.25	120.59	121.19	121.53	122.12				119.30 ~ 119.66	120.01 ~ 120.12	120.59	121.06 ~ 121.17	121.53 ~ 121.88	
2019/12/14 ~ 2019/12/18	120.83	122.65	120.76	121.81	189p	陽線引け	122.65	120.76	123.56	120.90	123.18	121.28	118.94	119.85	120.83	121.74	122.72	123.63	124.61				119.13 ~ 119.85	120.57 ~ 120.79	121.74	122.69 ~ 122.91	123.63 ~ 124.35	
2019/12/22 ~ 2019/12/26	121.81	122.05	121.09	121.59	96p	陰線引け	122.05	121.09	121.82	120.86	121.82	120.86	120.15	120.62	121.10	121.58	122.06	122.54	123.02	121.30	Bull			120.25 ~ 120.62	120.98 ~ 121.10	121.58	122.06 ~ 122.17	122.54 ~ 122.90
2019/12/30 ~ 2020/01/03	121.59	122.45	120.17	120.66	228p	陰線引け	122.45	120.17	121.55	119.28	121.55	119.28	117.46	118.82	119.74	121.09	122.01	123.37	124.29	121.47	Bear			117.95 ~ 118.82	119.69 ~ 119.95	121.09	122.23 ~ 122.50	123.37 ~ 124.24

EUR/USD										Demark				Pivot				Fibonacci Zone										
日足	Open	High	Low	Close	値幅/日	引け形態	真の高値	真の安値	予想高値	予想安値	予想高値	予想安値	StopLoss	Support	Pivot	Resistance	StopLoss	3-days AVG	Support Zone 2	Support Zone 1	BP	Resistance Zone 1	Resistance Zone 2					
													LBOP	S2	S1	PP	R1	R2	HBOP									
2019/12/27	1.1096	1.1188	1.1096	1.1176	92p	陽線引け	-	-	-	-	-	-	1.1027	1.1062	1.1119	1.1153	1.1210	1.1245	1.1302				1.1027 ~ 1.1062	1.1097 ~ 1.1108	1.1153	1.1199 ~ 1.1210	1.1245 ~ 1.1280	
2019/12/30	1.1179	1.1221	1.1179	1.1200	41p	陽線引け	1.1221	1.1179	1.1233	1.1188	1.1231	1.1190	1.1138	1.1159	1.1180	1.1200	1.1221	1.1241	1.1262				1.1143 ~ 1.1159	1.1175 ~ 1.1179	1.1200	1.1221 ~ 1.1226	1.1241 ~ 1.1257	
2019/12/31	1.1202	1.1239	1.1199	1.1213	40p	陽線引け	1.1239	1.1199	1.1246	1.1206	1.1246	1.1206	1.1155	1.1177	1.1195	1.1217	1.1235	1.1257	1.1275	1.1190	Bull			1.1161 ~ 1.1177	1.1192 ~ 1.1197	1.1217	1.1237 ~ 1.1242	1.1257 ~ 1.1273
2020/01/02	1.1215	1.1225	1.1164	1.1172	61p	陰線引け	1.1225	1.1164	1.1198	1.1137	1.1198	1.1137	1.1088	1.1126	1.1149	1.1187	1.1210	1.1248	1.1271	1.1201	Bear			1.1103 ~ 1.1126	1.1149 ~ 1.1156	1.1187	1.1217 ~ 1.1224	1.1248 ~ 1.1271
2020/01/03	1.1172	1.1180	1.1125	1.1162	55p	陰線引け	1.1180	1.1125	1.1171	1.1116	1.1171	1.1116	1.1077	1.1101	1.1131	1.1156	1.1186	1.1210	1.1241	1.1186	Bear			1.1080 ~ 1.1101	1.1122 ~ 1.1128	1.1156	1.1183 ~ 1.1189	1.1210 ~ 1.1231
週足	Open	High	Low	Close	値幅/週	引け形態	真の高値	真の安値	予想高値	予想安値	予想高値	予想安値	LBOP	S2	S1	PP	R1	R2	HBOP	3-days AVG				Support Zone 2	Support Zone 1	BP	Resistance Zone 1	Resistance Zone 2
2019/12/07 ~ 2019/12/11	1.1078	1.1145	1.1040	1.1133	105p	陽線引け	-	-	-	-	-	-	1.0962	1.1001	1.1067	1.1106	1.1172	1.1211	1.1277				1.0961 ~ 1.1001	1.1041 ~ 1.1054	1.1106	1.1158 ~ 1.1171	1.1211 ~ 1.1251	
2019/12/14 ~ 2019/12/18	1.1132	1.1199	1.1103	1.1116	96p	陽線引け	1.1199	1.1103	1.1158	1.0998	1.1158	1.0998	1.0984	1.1044	1.1080	1.1140	1.1176	1.1236	1.1272				1.1007 ~ 1.1044	1.1080 ~ 1.1092	1.1140	1.1188 ~ 1.1199	1.1236 ~ 1.1272	
2019/12/22 ~ 2019/12/26	1.1116	1.1144	1.1067	1.1096	77p	陰線引け	1.1144	1.1067	1.1120	1.1043	1.1120	1.1043	1.0983	1.1025	1.1061	1.1102	1.1138	1.1180	1.1215	1.1116	Bear			1.0995 ~ 1.1025	1.1055 ~ 1.1064	1.1102	1.1141 ~ 1.1150	1.1180 ~ 1.1209
2019/12/30 ~ 2020/01/03	1.1096	1.1239	1.1096	1.1162	143p	陰線引け	1.1239	1.1096	1.1272	1.1129	1.1272	1.1129	1.0950	1.1023	1.1092	1.1166	1.1235	1.1309	1.1378	1.1136	Bull			1.0968 ~ 1.1023	1.1077 ~ 1.1094	1.1166	1.1237 ~ 1.1254	1.1309 ~ 1.1363

GBP/JPY										Demark				Pivot				Fibonacci Zone						
日足	Open	High	Low	Close	値幅/日	引け形態	真の高値	真の安値	予想高値	予想安値	予想高値	予想安値	StopLoss	Support	Pivot	Resistance	StopLoss	3-days AVG	Support Zone 2	Support Zone 1	BP	Resistance Zone 1	Resistance Zone 2	
													LBOP	S2	S1	PP	R1	R2	HBOP					
2019/12/																								

IMM扱い8通貨/ダウ/日経/金/オイル/主要クロス円の過去5日及び過去5週の4本値

AUDUSD					CADUSD					CHFUSD				
Date	Open	High	Low	Close	Date	Open	High	Low	Close	Date	Open	High	Low	Close
2020/01/03	0.6984	0.6987	0.6931	0.6954	2020/01/03	0.7701	0.7715	0.7689	0.7700	2020/01/03	1.0295	1.0322	1.0263	1.0287
2020/01/02	0.7007	0.7020	0.6979	0.6983	2020/01/02	0.7704	0.7711	0.7688	0.7701	2020/01/02	1.0339	1.0343	1.0274	1.0293
2019/12/31	0.7000	0.7032	0.6997	0.7017	2019/12/31	0.7655	0.7721	0.7654	0.7698	2019/12/31	1.0324	1.0366	1.0312	1.0334
2019/12/30	0.6980	0.7005	0.6978	0.6996	2019/12/30	0.7651	0.7662	0.7643	0.7655	2019/12/30	1.0259	1.0337	1.0259	1.0320
2019/12/27	0.6942	0.6987	0.6942	0.6978	2019/12/27	0.7626	0.7654	0.7622	0.7642	2019/12/27	1.0192	1.0277	1.0185	1.0261

CNYUSD					EURUSD					GBPUSD				
Date	Open	High	Low	Close	Date	Open	High	Low	Close	Date	Open	High	Low	Close
2020/01/03	0.1437	0.1437	0.1434	0.1435	2020/01/03	1.1172	1.1180	1.1125	1.1162	2020/01/03	1.3140	1.3161	1.3054	1.3074
2020/01/02	0.1436	0.1437	0.1435	0.1437	2020/01/02	1.1215	1.1225	1.1164	1.1172	2020/01/02	1.3252	1.3266	1.3116	1.3140
2019/12/31	0.1431	0.1437	0.1431	0.1437	2019/12/31	1.1202	1.1239	1.1199	1.1213	2019/12/31	1.3121	1.3284	1.3107	1.3260
2019/12/30	0.1430	0.1433	0.1430	0.1431	2019/12/30	1.1179	1.1221	1.1179	1.1200	2019/12/30	1.3077	1.3150	1.3077	1.3122
2019/12/27	0.1430	0.1430	0.1428	0.1430	2019/12/27	1.1096	1.1188	1.1096	1.1176	2019/12/27	1.2999	1.3117	1.2970	1.3076

JPYUSD					MXNUSD					NZDUSD				
Date	Open	High	Low	Close	Date	Open	High	Low	Close	Date	Open	High	Low	Close
2020/01/03	0.9213	0.9272	0.9206	0.9251	2020/01/03	5.3052	5.3105	5.2557	5.2828	2020/01/03	0.6698	0.6701	0.6644	0.6665
2020/01/02	0.9201	0.9241	0.9186	0.9212	2020/01/02	5.2894	5.3099	5.2802	5.3052	2020/01/02	0.6731	0.6740	0.6685	0.6698
2019/12/31	0.9185	0.9219	0.9185	0.9208	2019/12/31	5.2816	5.3065	5.2786	5.2852	2019/12/31	0.6725	0.6756	0.6720	0.6731
2019/12/30	0.9138	0.9194	0.9136	0.9185	2019/12/30	5.3086	5.3182	5.2767	5.2816	2019/12/30	0.6700	0.6737	0.6696	0.6725
2019/12/27	0.9126	0.9142	0.9125	0.9138	2019/12/27	5.2791	5.3152	5.2749	5.3007	2019/12/27	0.6667	0.6710	0.6667	0.6699

Nikkei 225 - Japan (NIKQ)					5営業日以内に休場日あり	
Date	Open	High	Low	Close	(ドル建て終値)	出来高
2020/01/03	--non--	--non--	--non--	--non--	--non--	0
2020/01/02	--non--	--non--	--non--	--non--	--non--	0
2019/12/31	--non--	--non--	--non--	--non--	--non--	0
2019/12/30	23781.15	23782.30	23656.62	23656.62	217.28	0
2019/12/27	23953.75	23966.14	23837.72	23837.72	217.83	448494800
週4本値	23953.75	23966.14	23656.62	--non--	#VALUE!	(N225銘柄計) (東証一部全体計)

XAUUSD					5営業日以内に休業日あり	
Date	Open	High	Low	Close	出来高	
2020/01/03	1529.16	1553.40	1528.05	1549.02		
2020/01/02	1518.17	1531.32	1517.32	1529.14		
2019/12/31	1514.89	1525.31	1514.73	1517.31		
2019/12/30	1511.63	1516.17	1510.88	1515.12		
2019/12/27	1511.12	1515.35	1507.44	1510.86		
週4本値	1511.12	1553.40	1507.44	1549.02		

Dow Jones Industrial - USA (DJIA)					5営業日以内に休業日あり	
Date	Open	High	Low	Close	出来高	
2020/01/03	28553.33	28716.31	28500.36	28634.88	0	
2020/01/02	28638.97	28872.80	28627.77	28868.80	73668133	
2019/12/31	28414.64	28547.35	28376.49	28538.44	68714703	
2019/12/30	28654.76	28664.69	28428.98	28462.14	55210269	
2019/12/27	28675.34	28701.66	28608.98	28645.26	59172869	
週4本値	28675.34	28872.80	28376.49	28634.88		

Historical Data by

 Arrangement by


Crude Light Oil					5営業日以内に休業日あり	
Date	Open	High	Low	Close	出来高	
2020/01/03	61.18	64.09	61.13	63.05	1783724	
2020/01/02	61.60	61.60	60.64	61.18	796011	
2019/12/31	61.68	61.88	60.63	61.06	767489	
2019/12/30	61.71	62.34	61.09	61.68	695563	
2019/12/27	61.73	61.97	61.24	61.72	617881	
週4本値	61.73	64.09	60.63	63.05		

USDJPY					EURJPY					GBPJPY				
日付	始値	高値	安値	終値	日付	始値	高値	安値	終値	日付	始値	高値	安値	終値
2020/01/03	108.55	108.63	107.85	108.10	2020/01/03	121.27	121.38	120.17	120.66	2020/01/03	142.63	142.79	141.01	141.33
2020/01/02	108.69	108.87	108.21	108.55	2020/01/02	121.88	122.02	120.98	121.27	2020/01/02	144.03	144.19	142.28	142.63
2019/12/31	108.87	108.88	108.47	108.60	2019/12/31	121.96	122.07	121.70	121.78	2019/12/31	142.86	144.33	142.43	144.00
2019/12/30	109.44	109.46	108.77	108.88	2019/12/30	122.35	122.45	121.84	121.95	2019/12/30	143.12	143.41	142.58	142.87
2019/12/27	109.58	109.59	109.39	109.43	2019/12/27	121.59	122.44	121.49	122.30	2019/12/27	142.44	143.59	141.96	143.10

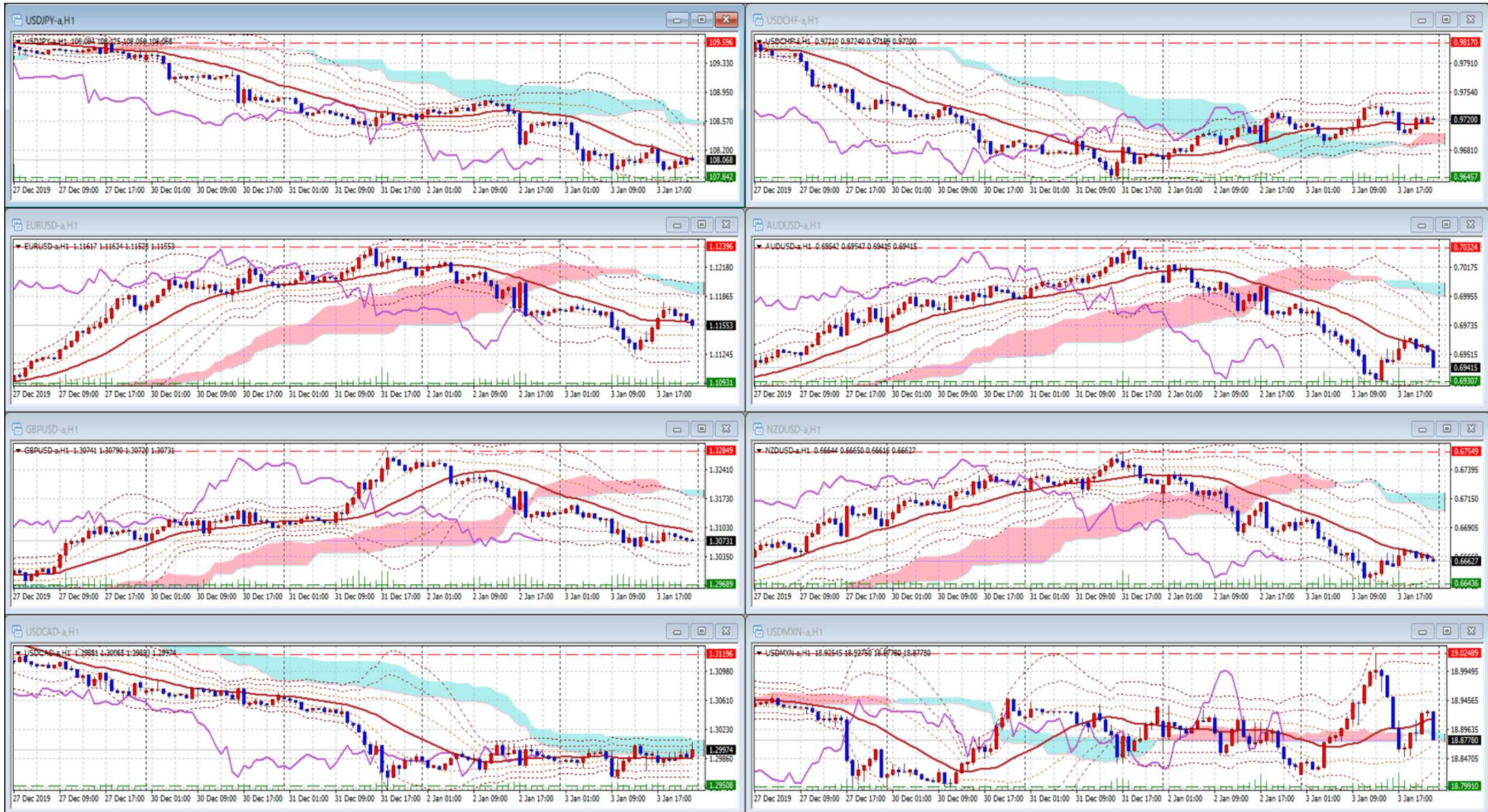
USDJPY Weekly					EURJPY Weekly					GBPJPY Weekly				
日付	始値	高値	安値	終値	日付	始値	高値	安値	終値	日付	始値	高値	安値	終値
2020/01/03	109.58	109.59	107.85	108.10	2020/01/03	121.59	122.45	120.17	120.66	2020/01/03	142.44	144.33	141.01	141.33
2019/12/26	109.57	109.69	109.18	109.58	2019/12/26	121.81	122.05	121.09	121.59	2019/12/26	143.36	143.87	141.18	142.43
2019/12/18	108.55	109.70	108.46	109.58	2019/12/18	120.83	122.65	120.76	121.81	2019/12/18	143.27	147.96	142.50	143.35
2019/12/11	108.86	109.00	108.43	108.55	2019/12/11	120.60	120.93	119.99	120.85	2019/12/11	142.66	143.65	142.38	143.28
2019/12/04	109.54	109.73	108.43	108.86	2019/12/04	120.55	121.02	120.10	120.60	2019/12/04	141.80	142.77	140.84	142.65

先週のIMM取り扱い対ドル8通貨チャート

※ 赤点線は週最高値/青点線は週最低値、BB中心線はSMA21

2019/12/27 ~ 2020/01/03

Chart by OANDA Japan MetaTrader4



Pivot Maker Ver 3.0 by FX_勝てば官軍?

<http://fx.najirane.com>