

JAPANESE YEN - CHICAGO MERCANTILE EXCHANGE

Code-097741

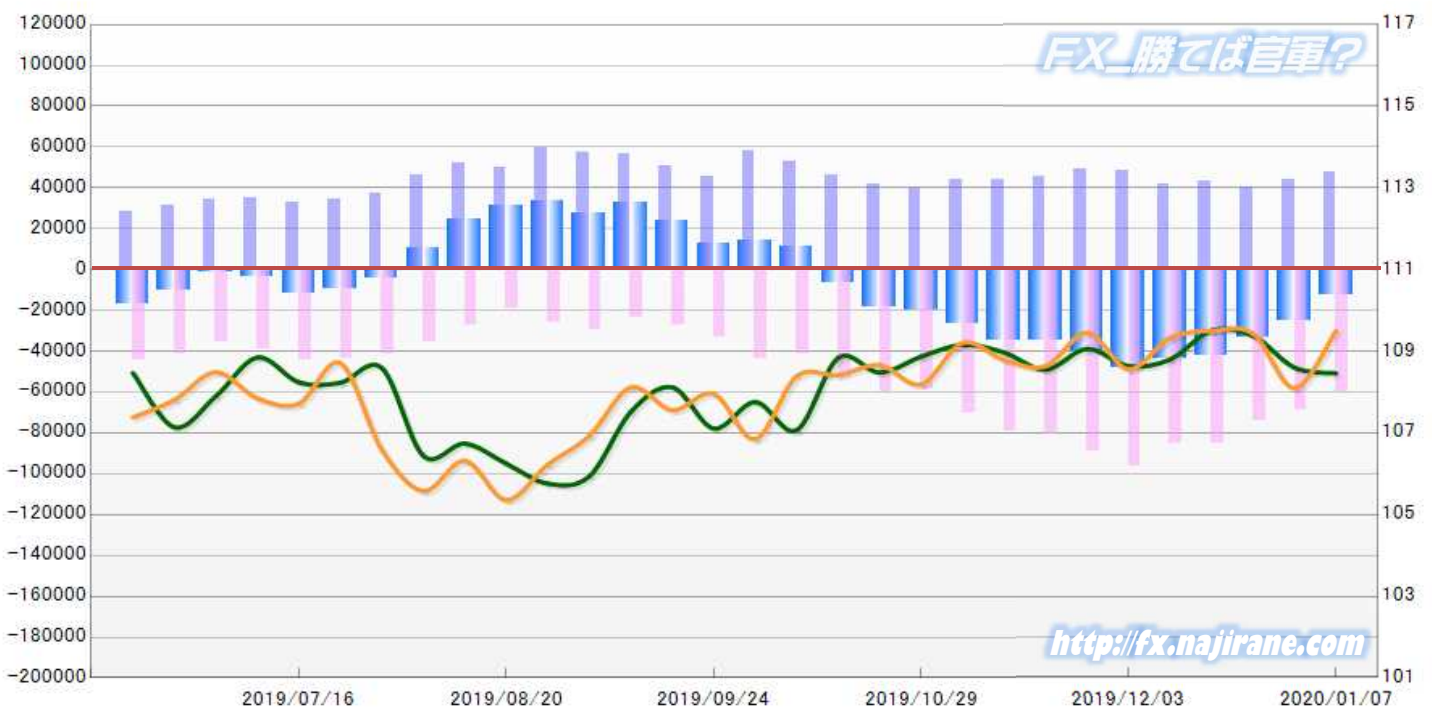
2019/07/16 ~ 2020/01/07

2020/01/10 NYクローズ時公表値

Report_Date	Non Commercial Positions												火曜日 引け値	金曜日 引け値
	Long	増減	増減(%)	Short	増減	増減(%)	売り越し	増減	増減(%)	売買計	増減	増減(%)		
2020/01/07	47846	4178	9.6%	60094	-8876	-12.9%	12248	-13054	-51.6%	107940	-4698	-4.2%	108.46	109.50
2019/12/31	43668	3076	7.6%	68970	-5164	-7.0%	25302	-8240	-24.6%	112638	-2088	-1.8%	108.60	108.10
2019/12/24	40592	-2826	-6.5%	74134	-11346	-13.3%	33542	-8520	-20.3%	114726	-14172	-11.0%	109.38	109.43
2019/12/17	43418	1575	3.8%	85480	-45	-0.1%	42062	-1620	-3.7%	128898	1530	1.2%	109.51	109.50
2019/12/10	41843	-6469	-13.4%	85525	-10610	-11.0%	43682	-4141	-8.7%	127368	-17079	-11.8%	108.80	109.33
2019/12/03	48312	-966	-2.0%	96135	7266	8.2%	47823	8232	20.8%	144447	6300	4.6%	108.64	108.56
2019/11/26	49278	3855	8.5%	88869	8415	10.5%	39591	4560	13.0%	138147	12270	9.7%	109.06	109.46
2019/11/19	45423	1459	3.3%	80454	1493	1.9%	35031	34	0.1%	125877	2952	2.4%	108.55	108.64
2019/11/12	43964	-32	-0.1%	78961	8360	11.8%	34997	8392	31.5%	122925	8328	7.3%	108.97	108.79
2019/11/05	43996	4811	12.3%	70601	11718	19.9%	26605	6907	35.1%	114597	16529	16.9%	109.16	109.21
2019/10/29	39185	-2371	-5.7%	58883	-838	-1.4%	19698	1533	8.4%	98068	-3209	-3.2%	108.87	108.19
2019/10/22	41556	-4860	-10.5%	59721	6664	12.6%	18165	11524	173.5%	101277	1804	1.8%	108.48	108.66
2019/10/15	46416	-6387	-12.1%	53057	11266	27.0%	6641	-17653	-160.3%	99473	4879	5.2%	108.84	108.42
2019/10/08	52803	-5090	-8.8%	41791	-2185	-5.0%	-11012	-2905	-20.9%	94594	-7275	-7.1%	107.07	108.39
2019/10/01	57893	12134	26.5%	43976	11000	33.4%	-13917	1134	8.9%	101869	23134	29.4%	107.76	106.85
2019/09/24	45759	-5083	-10.0%	32976	5996	22.2%	-12783	-11079	-46.4%	78735	913	1.2%	107.11	107.96
2019/09/17	50842	-5737	-10.1%	26980	2992	12.5%	-23862	-8729	-26.8%	77822	-2745	-3.4%	108.12	107.56
2019/09/10	56579	-643	-1.1%	23988	-5552	-18.8%	-32591	4909	17.7%	80567	-6195	-7.1%	107.52	108.12
2019/09/03	57222	-2573	-4.3%	29540	3352	12.8%	-27682	-5925	-17.6%	86762	779	0.9%	105.94	106.93
2019/08/27	59795	9811	19.6%	26188	7358	39.1%	-33607	2453	7.9%	85983	17169	24.9%	105.76	106.23
2019/08/20	49984	-1780	-3.4%	18830	-8192	-30.3%	-31154	6412	25.9%	68814	-9972	-12.7%	106.25	105.36
2019/08/13	51764	5539	12.0%	27022	-8642	-24.2%	-24742	14181	134.3%	78786	-3103	-3.8%	106.74	106.32
2019/08/06	46225	9197	24.8%	35664	-5582	-13.5%	-10561	-14779	-350.4%	81889	3615	4.6%	106.44	105.58
2019/07/30	37028	2386	6.9%	41246	-2773	-6.3%	4218	-5159	-55.0%	78274	-387	-0.5%	108.59	106.59
2019/07/23	34642	1737	5.3%	44019	-266	-0.6%	9377	-2003	-17.6%	78661	1471	1.9%	108.23	108.71
2019/07/16	32905			44285			11380			77190			108.24	107.72

JAPANESE YEN - CHICAGO MERCANTILE EXCHANGE  
FUTURES ONLY POSITIONS

— 金曜終値 — 火曜終値 — Short枚数 — Long枚数 ■ 売り越し or 買い越し枚数



EURO FX - CHICAGO MERCANTILE EXCHANGE

Code-099741

2019/07/16 ~ 2020/01/07

2020/01/10 NYクローズ時公表値

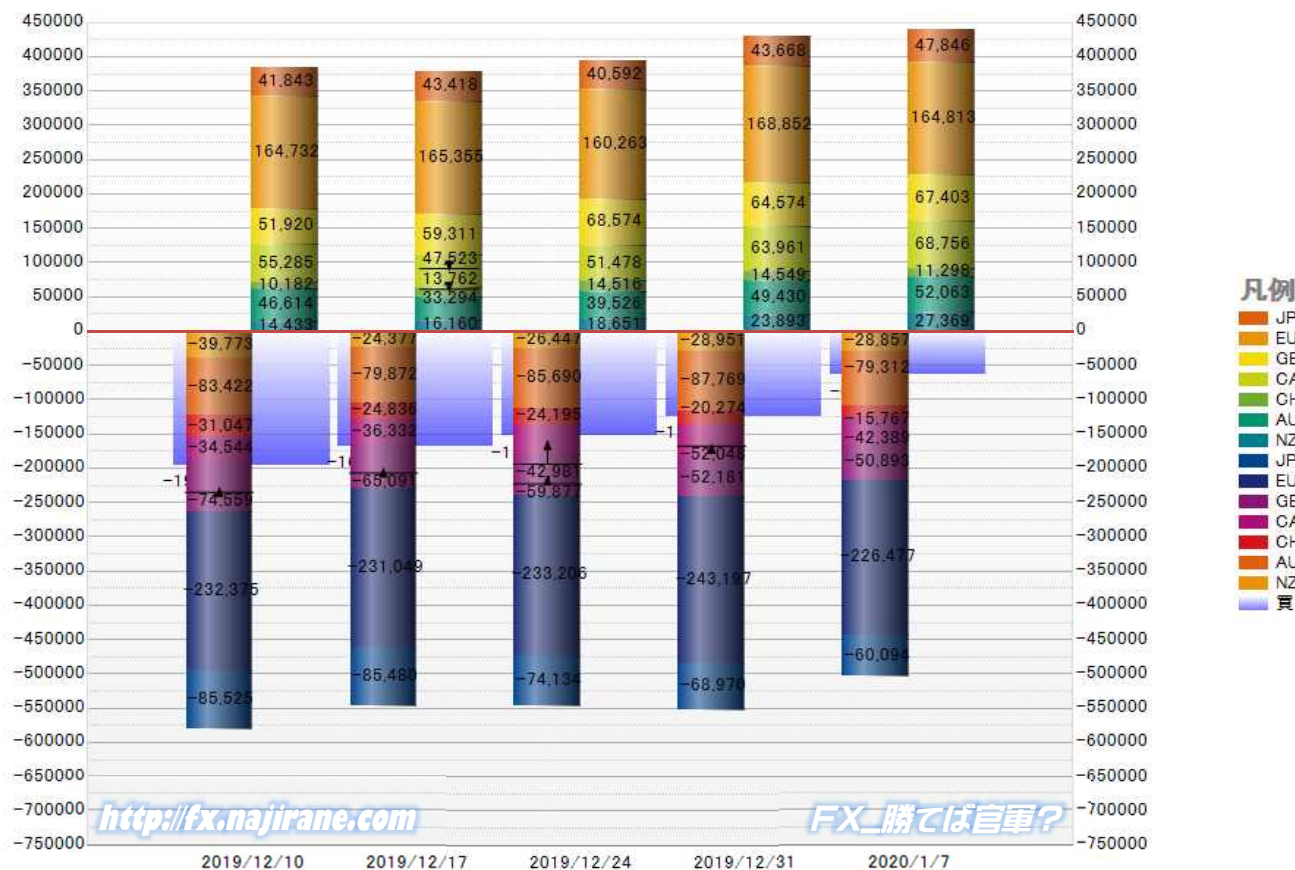
Report_Date	Non Commercial Positions											火曜日 引け値	金曜日 引け値	
	Long	増減		Short	増減		売り越し	増減		売買計	増減			
2020/01/07	164813	-4039	-2.4%	226477	-16720	-6.9%	61664	-12681	-17.1%	391290	-20759	-5.0%	1.1148	1.1122
2019/12/31	168852	8589	5.4%	243197	9991	4.3%	74345	1402	1.9%	412049	18580	4.7%	1.1213	1.1162
2019/12/24	160263	-5092	-3.1%	233206	2157	0.9%	72943	7249	11.0%	393469	-2935	-0.7%	1.1085	1.1176
2019/12/17	165355	623	0.4%	231049	-1326	-0.6%	65694	-1949	-2.9%	396404	-703	-0.2%	1.1153	1.1076
2019/12/10	164732	340	0.2%	232375	-1066	-0.5%	67643	-1406	-2.0%	397107	-726	-0.2%	1.1093	1.1117
2019/12/03	164392	-5524	-3.3%	233441	2109	0.9%	69049	7633	12.4%	397833	-3415	-0.9%	1.1082	1.1060
2019/11/26	169916	6018	3.7%	231332	4931	2.2%	61416	-1087	-1.7%	401248	10949	2.8%	1.1024	1.1018
2019/11/19	163898	-6352	-3.7%	226401	-1518	-0.7%	62503	4834	8.4%	390299	-7870	-2.0%	1.1078	1.1023
2019/11/12	170250	6067	3.7%	227919	2990	1.3%	57669	-3077	-5.1%	398169	9057	2.3%	1.1012	1.1054
2019/11/05	164183	-2357	-1.4%	224929	5034	2.3%	60746	7391	13.9%	389112	2677	0.7%	1.1075	1.1022
2019/10/29	166540	-2113	-1.3%	219895	192	0.1%	53355	2305	4.5%	386435	-1921	-0.5%	1.1112	1.1166
2019/10/22	168653	13680	8.8%	219703	-10424	-4.5%	51050	-24104	-32.1%	388356	3256	0.8%	1.1125	1.1081
2019/10/15	154973	-7804	-4.8%	230127	-8063	-3.4%	75154	-259	-0.3%	385100	-15867	-4.0%	1.1031	1.1161
2019/10/08	162777	-9481	-5.5%	238190	-46	0.0%	75413	9435	14.3%	400967	-9527	-2.3%	1.0956	1.1036
2019/10/01	172258	11571	7.2%	238236	16827	7.6%	65978	5256	8.7%	410494	28398	7.4%	1.0932	1.0981
2019/09/24	160687	-3585	-2.2%	221409	-11422	-4.9%	60722	-7837	-11.4%	382096	-15007	-3.8%	1.1020	1.0942
2019/09/17	164272	-16263	-9.0%	232831	2454	1.1%	68559	18717	37.6%	397103	-13809	-3.4%	1.1072	1.1018
2019/09/10	180535	-5609	-3.0%	230377	-4903	-2.1%	49842	706	1.4%	410912	-10512	-2.5%	1.1049	1.1076
2019/09/03	186144	12693	7.3%	235280	23025	10.8%	49136	10332	26.6%	421424	35718	9.3%	1.0972	1.1026
2019/08/27	173451	4996	3.0%	212255	5823	2.8%	38804	827	2.2%	385706	10819	2.9%	1.1091	1.0990
2019/08/20	168455	1241	0.7%	206432	-7431	-3.5%	37977	-8672	-18.6%	374887	-6190	-1.6%	1.1098	1.1140
2019/08/13	167214	-10774	-6.1%	213863	-8135	-3.7%	46649	2639	6.0%	381077	-18909	-4.7%	1.1173	1.1093
2019/08/06	177988	2856	1.6%	221998	-7117	-3.1%	44010	-9973	-18.5%	399986	-4261	-1.1%	1.1202	1.1203
2019/07/30	175132	1649	1.0%	229115	16628	7.8%	53983	14979	38.4%	404247	18277	4.7%	1.1155	1.1106
2019/07/23	173483	2996	1.8%	212487	10649	5.3%	39004	7653	24.4%	385970	13645	3.7%	1.1152	1.1125
2019/07/16	170487			201838			31351			372325			1.1212	1.1219

EURO FX - CHICAGO MERCANTILE EXCHANGE  
FUTURES ONLY POSITIONS



	2019/12/10			2019/12/17			2019/12/24			2019/12/31			2020/01/07		
	Long	Short	売り越し	Long	Short	売り越し	Long	Short	売り越し	Long	Short	売り越し	Long	Short	売り越し
JPY	41843	85525	43682	43418	85480	42062	40592	74134	33542	43668	68970	25302	<b>47846</b>	<b>60094</b>	<b>12248</b>
	前週比 枚数増減 (枚)			1575	-45	-1620	-2826	-11346	-8520	3076	-5164	-8240	4178	-8876	-13054
	前週比 枚数増減 (%)			3.8%	-0.1%	-3.7%	-6.5%	-13.3%	-20.3%	7.6%	-7.0%	-24.6%	9.6%	-12.9%	-51.6%
EUR	164732	232375	67643	165355	231049	65694	160263	233206	72943	168852	243197	74345	<b>164813</b>	<b>226477</b>	<b>61664</b>
	前週比 枚数増減 (枚)			623	-1326	-1949	-5092	2157	7249	8589	9991	1402	-4039	-16720	-12681
	前週比 枚数増減 (%)			0.4%	-0.6%	-2.9%	-3.1%	0.9%	11.0%	5.4%	4.3%	1.9%	-2.4%	-6.9%	-17.1%
GBP	51920	74559	22639	59311	65091	5780	68574	59877	-8697	64574	52181	-12393	<b>67403</b>	<b>50893</b>	<b>-16510</b>
	前週比 枚数増減 (枚)			7391	-9468	-16859	9263	-5214	14477	-4000	-7696	3696	2829	-1288	4117
	前週比 枚数増減 (%)			14.2%	-12.7%	-74.5%	15.6%	-8.0%	250.5%	-5.8%	-12.9%	42.5%	4.4%	-2.5%	33.2%
AUD	46614	83422	36808	33294	79872	46578	39526	85690	46164	49430	87769	38339	<b>52063</b>	<b>79312</b>	<b>27249</b>
	前週比 枚数増減 (枚)			-13320	-3550	9770	6232	5818	-414	9904	2079	-7825	2633	-8457	-11090
	前週比 枚数増減 (%)			-28.6%	-4.3%	26.5%	18.7%	7.3%	-0.9%	25.1%	2.4%	-17.0%	5.3%	-9.6%	-28.9%
CAD	55285	34544	-20741	47523	36332	-11191	51478	42981	-8497	63961	52048	-11913	<b>68756</b>	<b>42389</b>	<b>-26367</b>
	前週比 枚数増減 (枚)			-7762	1788	-9550	3955	6649	-2694	12483	9067	3416	4795	-9659	14454
	前週比 枚数増減 (%)			-14.0%	5.2%	-46.0%	8.3%	18.3%	-24.1%	24.2%	21.1%	40.2%	7.5%	-18.6%	121.3%
CHF	10182	31047	20865	13762	24836	11074	14516	24195	9679	14549	20274	5725	<b>11298</b>	<b>15767</b>	<b>4469</b>
	前週比 枚数増減 (枚)			3580	-6211	-9791	754	-641	-1395	33	-3921	-3954	-3251	-4507	-1256
	前週比 枚数増減 (%)			35.2%	-20.0%	-46.9%	5.5%	-2.6%	-12.6%	0.2%	-16.2%	-40.9%	-22.3%	-22.2%	-21.9%
NZD	14433	39773	25340	16160	24377	8217	18651	26447	7796	23893	28951	5058	<b>27369</b>	<b>28857</b>	<b>1488</b>
	前週比 枚数増減 (枚)			1727	-15396	-17123	2491	2070	-421	5242	2504	-2738	3476	-94	-3570
	前週比 枚数増減 (%)			12.0%	-38.7%	-67.6%	15.4%	8.5%	-5.1%	28.1%	9.5%	-35.1%	14.5%	-0.3%	-70.6%
MXN	196673	66032	-130641	211650	59390	-152260	202097	43881	-158216	193069	42803	-150266	<b>203580</b>	<b>46262</b>	<b>-157318</b>
	前週比 枚数増減 (枚)			14977	-6642	21619	-9553	-15509	5956	-9028	-1078	-7950	10511	3459	7052
	前週比 枚数増減 (%)			7.6%	-10.1%	16.5%	-4.5%	-26.1%	3.9%	-4.5%	-2.5%	-5.0%	5.4%	8.1%	4.7%
Total All 8	<b>581682</b>	<b>647277</b>	<b>65595</b>	<b>590473</b>	<b>606427</b>	<b>15954</b>	<b>595697</b>	<b>590411</b>	<b>-5286</b>	<b>621996</b>	<b>596193</b>	<b>-25803</b>	<b>643128</b>	<b>550051</b>	<b>-93077</b>
	前週比 枚数増減 (枚)			8791	-40850	-49641	5224	-16016	21240	26299	5782	20517	21132	-46142	67274
	前週比 枚数増減 (%)			1.5%	-6.3%	-75.7%	0.9%	-2.6%	133.1%	4.4%	1.0%	388.1%	3.4%	-7.7%	260.7%
Total 7 (MXN除く)	<b>385009</b>	<b>581245</b>	<b>196236</b>	<b>378823</b>	<b>547037</b>	<b>168214</b>	<b>393600</b>	<b>546530</b>	<b>152930</b>	<b>428927</b>	<b>553390</b>	<b>124463</b>	<b>439548</b>	<b>503789</b>	<b>64241</b>
	前週比 枚数増減 (枚)			-6186	-34208	-28022	14777	-507	-15284	35327	6860	-28467	10621	-49601	-60222
	前週比 枚数増減 (%)			-1.6%	-5.9%	-14.3%	3.9%	-0.1%	-9.1%	9.0%	1.3%	-18.6%	2.5%	-9.0%	-48.4%

### 直近5週 CFTC IMM主要7通貨の構成

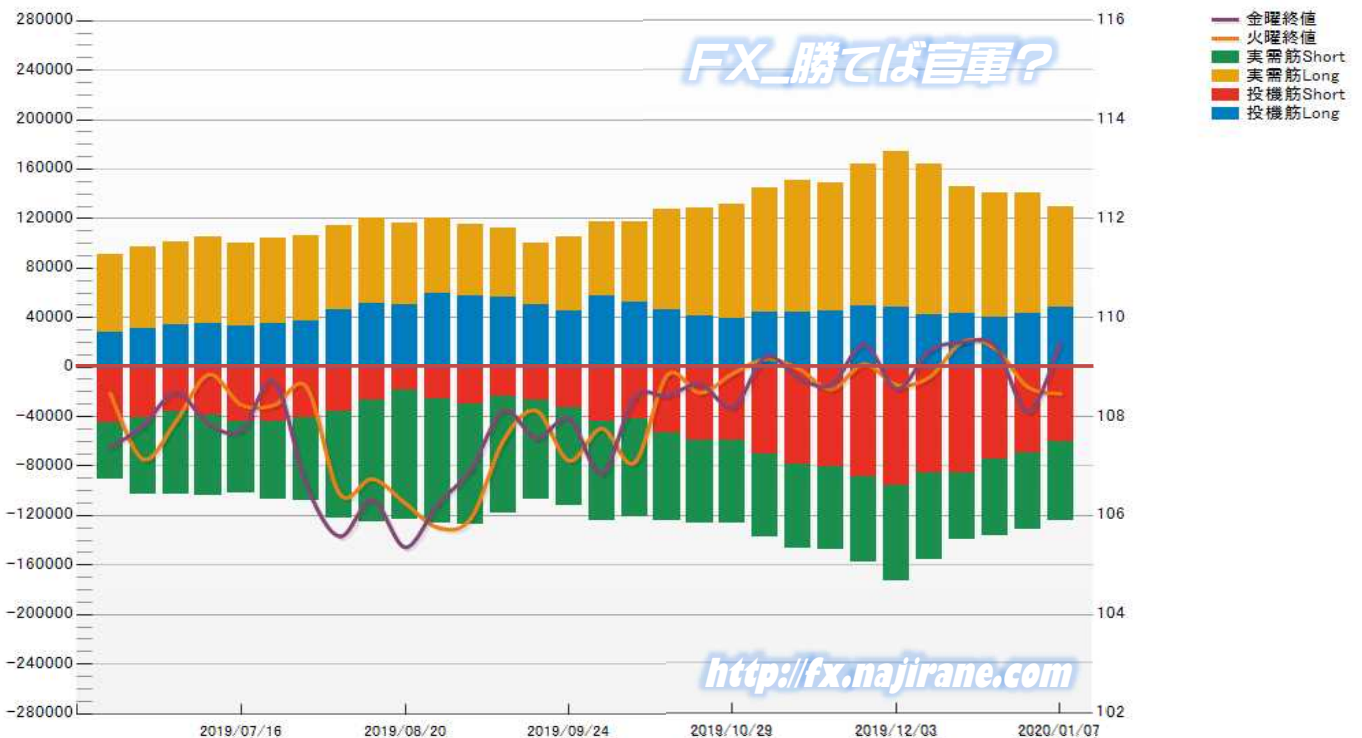


JAPANESE YEN - CHICAGO MERCANTILE EXCHANGE  
FUTURES ONLY POSITIONS

Code-097741  
2020/01/10 公表値

Date	投機筋集計				実需筋集計				投機筋+実需筋合計				ドル円終値	
	円買い	円売り	売り越し	売買計	円買い	円売り	売り越し	売買計	円買い	円売り	売り越し	売買計	火曜締め	金曜締め
2020/01/07	47846	60094	12248	107940	82055	64595	-17460	146650	129901	124689	-5212	254590	108.46	109.50
2019/12/31	43668	68970	25302	112638	97526	62360	-35166	159886	141194	131330	-9864	272524	108.60	108.10
2019/12/24	40592	74134	33542	114726	99923	61911	-38012	161834	140515	136045	-4470	276560	109.38	109.43
2019/12/17	43418	85480	42062	128898	102748	54004	-48744	156752	146166	139484	-6682	285650	109.51	109.50
2019/12/10	41843	85525	43682	127368	122108	70477	-51631	192585	163951	156002	-7949	319953	108.80	109.33
2019/12/03	48312	96135	47823	144447	126334	76981	-49353	203315	174646	173116	-1530	347762	108.64	108.56
2019/11/26	49278	88869	39591	138147	115116	68413	-46703	183529	164394	157282	-7112	321676	109.06	109.46
2019/11/19	45423	80454	35031	125877	102992	67501	-35491	170493	148415	147955	-460	296370	108.55	108.64
2019/11/12	43964	78961	34997	122925	106504	67386	-39118	173890	150468	146347	-4121	296815	108.97	108.79
2019/11/05	43996	70601	26605	114597	101217	66522	-34695	167739	145213	137123	-8090	282336	109.16	109.21
2019/10/29	39185	58883	19698	98068	92543	67446	-25097	159989	131728	126329	-5399	258057	108.87	108.19
2019/10/22	41556	59721	18165	101277	87258	66682	-20576	153940	128814	126403	-2411	255217	108.48	108.66
2019/10/15	46416	53057	6641	99473	81307	71535	-9772	152842	127723	124592	-3131	252315	108.84	108.42
2019/10/08	52803	41791	-11012	94594	64209	79599	15390	143808	117012	121390	4378	238402	107.07	108.39
2019/10/01	57893	43976	-13917	101869	59504	80137	20633	139641	117397	124113	6716	241510	107.76	106.85
2019/09/24	45759	32976	-12783	78735	59437	78841	19404	138278	105196	111817	6621	217013	107.11	107.96
2019/09/17	50842	26980	-23862	77822	49738	80331	30593	130069	100580	107311	6731	207891	108.12	107.56
2019/09/10	56579	23988	-32591	80567	55208	94409	39201	149617	111787	118397	6610	230184	107.52	108.12
2019/09/03	57222	29540	-27682	86762	58451	97429	38978	155880	115673	126969	11296	242642	105.94	106.93
2019/08/27	59795	26188	-33607	85983	60327	99944	39617	160271	120122	126132	6010	246254	105.76	106.23
2019/08/20	49984	18830	-31154	68814	66338	104320	37982	170658	116322	123150	6828	239472	106.25	105.36
2019/08/13	51764	27022	-24742	78786	68708	98250	29542	166958	120472	125272	4800	245744	106.74	106.32
2019/08/06	46225	35664	-10561	81889	67882	86529	18647	154411	114107	122193	8086	236300	106.44	105.58
2019/07/30	37028	41246	4218	78274	69070	66712	-2358	135782	106098	107958	1860	214056	108.59	106.59
2019/07/23	34642	44019	9377	78661	69196	63158	-6038	132354	103838	107177	3339	211015	108.23	108.71
2019/07/16	32905	44285	11380	77190	67152	57512	-9640	124664	100057	101797	1740	201854	108.24	107.72
2019/07/09	35346	38997	3651	74343	69473	64989	-4484	134462	104819	103986	-833	208805	108.85	107.85
2019/07/02	34198	35425	1227	69623	66542	67869	1327	134411	100740	103294	2554	204034	107.90	108.49
2019/06/25	31090	41237	10147	72327	65772	61991	-3781	127763	96862	103228	6366	200090	107.14	107.81
2019/06/18	28169	44734	16565	72903	63256	45768	-17488	109024	91425	90502	-923	181927	108.47	107.38

JAPANESE YEN - CHICAGO MERCANTILE EXCHANGE  
FUTURES ONLY POSITIONS Code-097741

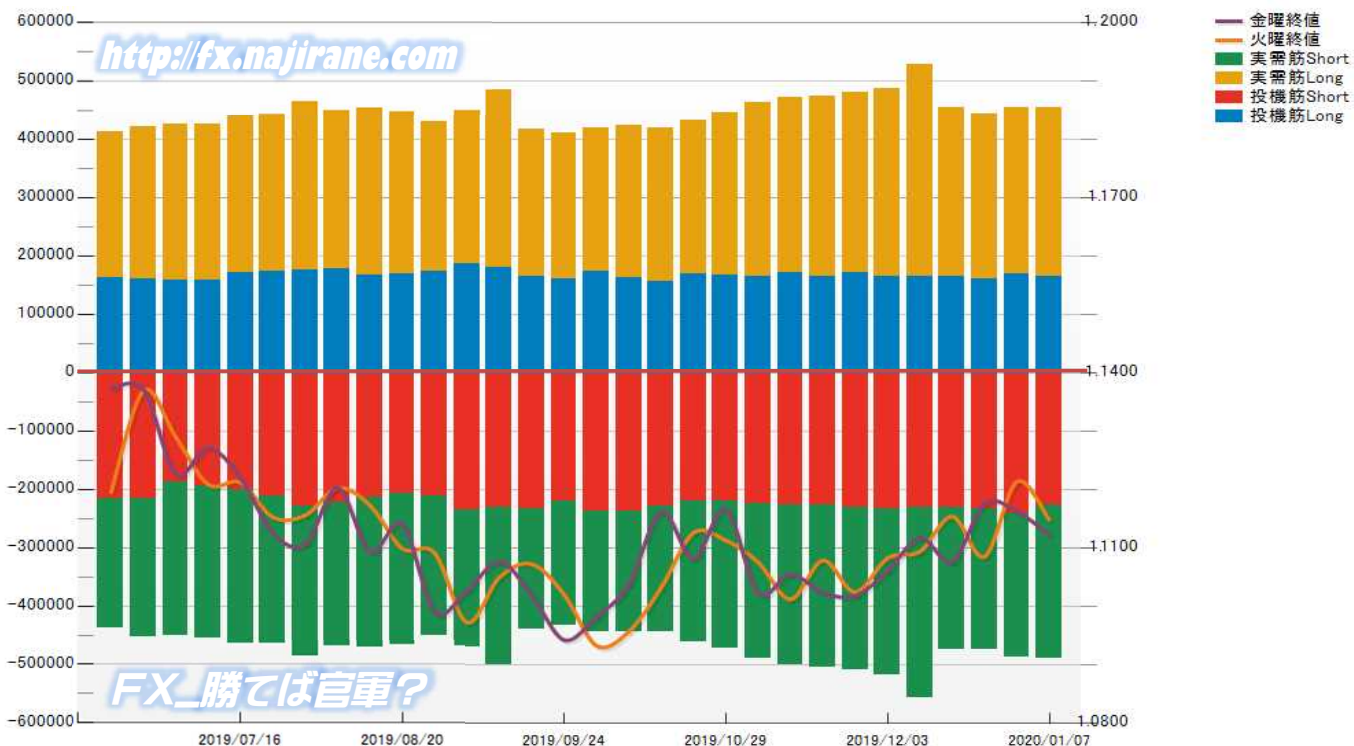


EURO FX - CHICAGO MERCANTILE EXCHANGE  
FUTURES ONLY POSITIONS

Code-099741  
2020/01/10 公表値

Date	投機筋集計				実需筋集計				投機筋+実需筋合計				ユーロドル終値	
	EUR買い	EUR売り	売り越し	売買計	EUR買い	EUR売り	売り越し	売買計	EUR買い	EUR売り	売り越し	売買計	火曜締め	金曜締め
2020/01/07	164813	226477	61664	391290	288408	263100	-25308	551508	453221	489577	36356	942798	1.1148	1.1122
2019/12/31	168852	243197	74345	412049	285490	245540	-39950	531030	454342	488737	34395	943079	1.1213	1.1162
2019/12/24	160263	233206	72943	393469	282401	241064	-41337	523465	442664	474270	31606	916934	1.1085	1.1176
2019/12/17	165355	231049	65694	396404	288313	244275	-44038	532588	453668	475324	21656	928992	1.1153	1.1076
2019/12/10	164732	232375	67643	397107	363680	325511	-38169	689191	528412	557886	29474	1086298	1.1093	1.1117
2019/12/03	164392	233441	69049	397833	321158	285706	-35452	606864	485550	519147	33597	1004697	1.1082	1.1060
2019/11/26	169916	231332	61416	401248	308994	277623	-31371	586617	478910	508955	30045	987865	1.1024	1.1018
2019/11/19	163898	226401	62503	390299	310291	278082	-32209	588373	474189	504483	30294	978672	1.1078	1.1023
2019/11/12	170250	227919	57669	398169	300579	273909	-26670	574488	470829	501828	30999	972657	1.1012	1.1054
2019/11/05	164183	224929	60746	389112	297733	265666	-32067	563399	461916	490595	28679	952511	1.1075	1.1022
2019/10/29	166540	219895	53355	386435	277771	251937	-25834	529708	444311	471832	27521	916143	1.1112	1.1166
2019/10/22	168653	219703	51050	388356	264350	242340	-22010	506690	433003	462043	29040	895046	1.1125	1.1081
2019/10/15	154973	230127	75154	385100	263082	214307	-48775	477389	418055	444434	26379	862489	1.1031	1.1161
2019/10/08	162777	238190	75413	400967	260777	206186	-54591	466963	423554	444376	20822	867930	1.0956	1.1036
2019/10/01	172258	238236	65978	410494	247476	206802	-40674	454278	419734	445038	25304	864772	1.0932	1.0981
2019/09/24	160687	221409	60722	382096	250286	211326	-38960	461612	410973	432735	21762	843708	1.1020	1.0942
2019/09/17	164272	232831	68559	397103	252628	207122	-45506	459750	416900	439953	23053	856853	1.1072	1.1018
2019/09/10	180535	230377	49842	410912	303836	270876	-32960	574712	484371	501253	16882	985624	1.1049	1.1076
2019/09/03	186144	235280	49136	421424	263544	236079	-27465	499623	449688	471359	21671	921047	1.0972	1.1026
2019/08/27	173451	212255	38804	385706	255401	239344	-16057	494745	428852	451599	22747	880451	1.1091	1.0990
2019/08/20	168455	206432	37977	374887	278685	262478	-16207	541163	447140	468910	21770	916050	1.1098	1.1140
2019/08/13	167214	213863	46649	381077	286585	259479	-27106	546064	453799	473342	19543	927141	1.1173	1.1093
2019/08/06	177988	221998	44010	399986	272245	248980	-23265	521225	450233	470978	20745	921211	1.1202	1.1203
2019/07/30	175132	229115	53983	404247	289310	258340	-30970	547650	464442	487455	23013	951897	1.1155	1.1106
2019/07/23	173483	212487	39004	385970	269699	254802	-14897	524501	443182	467289	24107	910471	1.1152	1.1125
2019/07/16	170487	201838	31351	372325	269227	265074	-4153	534301	439714	466912	27198	906626	1.1212	1.1219
2019/07/09	158398	194263	35865	352661	266303	260339	-5964	526642	424701	454602	29901	879303	1.1208	1.1271
2019/07/02	157122	188855	31733	345977	268544	261228	-7316	529772	425666	450083	24417	875749	1.1290	1.1226
2019/06/25	159285	215580	56295	374865	262025	238416	-23609	500441	421310	453996	32686	875306	1.1369	1.1371
2019/06/18	162795	215125	52330	377920	250067	222928	-27139	472995	412862	438053	25191	850915	1.1195	1.1372

EURO FX - CHICAGO MERCANTILE EXCHANGE  
FUTURES ONLY POSITIONS Code-099741



# CME Daily Volume

FX\_勝てば官軍?

<http://fx.najirane.com>

AUS Dollar		MONTHLY OPTIONS	FUTURE	WEEKLY FRIDAY OPTIONS					参考レート	
Date				WK 1	WK 2	WK 3	WK 4	WK 5	Open	Close
2020/1/9 (木)	1608	---	---	---	27	304	15	10	0.6865	0.6854
2020/1/8 (水)	3831	---	---	---	376	34	3	2	0.6868	0.6865
2020/1/7 (火)	5101	---	---	---	1959	264	244	200	0.6939	0.6868
2020/1/6 (月)	4133	---	---	---	66	5	143	15	0.6937	0.6939
2020/1/3 (金)	3315	---	---	---	1779	412	140	118	0.6984	0.6954
2020/1/2 (木)	3199	---	---	---	247	32	200	258	0.7007	0.6983
2019/12/31 (火)	6965	---	---	---	239	80	116	61	0.7000	0.7017
2019/12/30 (月)	3349	---	---	---	397	223	74	---	0.6980	0.6996
2019/12/27 (金)	4678	---	---	---	449	147	252	---	0.6942	0.6978
2019/12/26 (木)	1243	---	---	---	189	1	46	---	0.6922	0.6942

CAN Dollar		MONTHLY OPTIONS	FUTURE	WEEKLY FRIDAY OPTIONS					参考レート	
Date				WK 1	WK 2	WK 3	WK 4	WK 5	Open	Close
2020/1/9 (木)	---	---	---	---	2088	1169	143	192	0.7671	0.7657
2020/1/8 (水)	---	---	---	---	1268	805	43	0	0.7691	0.7670
2020/1/7 (火)	---	---	---	---	327	226	35	0	0.7713	0.7691
2020/1/6 (月)	---	---	---	---	2761	7	23	0	0.7700	0.7713
2020/1/3 (金)	---	---	---	---	642	677	88	364	0.7701	0.7700
2020/1/2 (木)	---	---	---	---	641	572	1	571	0.7704	0.7701
2019/12/31 (火)	---	---	---	---	691	130	32	0	0.7655	0.7698
2019/12/30 (月)	---	---	---	---	569	46	1	684	0.7651	0.7655
2019/12/27 (金)	---	---	---	---	143	17	299	0	0.7626	0.7642
2019/12/26 (木)	---	---	---	---	1	0	202	0	0.7598	0.7626

SWISS FRANC		MONTHLY OPTIONS	FUTURE	WEEKLY FRIDAY OPTIONS					参考レート	
Date				WK 1	WK 2	WK 3	WK 4	WK 5	Open	Close
2020/1/9 (木)	22394	---	---	---	---	---	---	---	1.0271	1.0278
2020/1/8 (水)	36559	---	---	---	---	---	---	---	1.0302	1.0271
2020/1/7 (火)	25551	---	---	---	---	---	---	---	1.0328	1.0301
2020/1/6 (月)	24789	---	---	---	---	---	---	---	1.0296	1.0328
2020/1/3 (金)	32845	---	---	---	---	---	---	---	1.0295	1.0287
2020/1/2 (木)	34150	---	---	---	---	---	---	---	1.0339	1.0293
2019/12/31 (火)	29758	---	---	---	---	---	---	---	1.0324	1.0334
2019/12/30 (月)	29929	---	---	---	---	---	---	---	1.0259	1.0320
2019/12/27 (金)	25764	---	---	---	---	---	---	---	1.0192	1.0261
2019/12/26 (木)	8385	---	---	---	---	---	---	---	1.0206	1.0191

EU EURO		MONTHLY OPTIONS	FUTURE	WEEKLY FRIDAY OPTIONS					参考レート	
Date				WK 1	WK 2	WK 3	WK 4	WK 5	Open	Close
2020/1/9 (木)	13087	---	---	---	904	2826	734	59	1.1109	1.1107
2020/1/8 (水)	9594	---	---	---	1902	410	435	412	1.1148	1.1110
2020/1/7 (火)	9037	---	---	---	1039	1569	164	13	1.1196	1.1148
2020/1/6 (月)	10576	---	---	---	5197	511	518	76	1.1160	1.1196
2020/1/3 (金)	12235	---	---	---	4381	265	66	399	1.1172	1.1162
2020/1/2 (木)	17672	---	---	---	906	242	113	2	1.1215	1.1172
2019/12/31 (火)	8448	---	---	---	862	228	246	4	1.1202	1.1213
2019/12/30 (月)	10462	---	---	---	1544	320	396	119	1.1179	1.1200
2019/12/27 (金)	21631	---	---	---	1355	33	2272	---	1.1096	1.1176
2019/12/26 (木)	1298	---	---	---	18	4	126	---	1.1092	1.1096

GB POUND		MONTHLY OPTIONS	FUTURE	WEEKLY FRIDAY OPTIONS					参考レート	
Date				WK 1	WK 2	WK 3	WK 4	WK 5	Open	Close
2020/1/9 (木)	97079	---	---	---	67	11	11	1	1.3102	1.3069
2020/1/8 (水)	93805	---	---	---	462	139	6	---	1.3120	1.3102
2020/1/7 (火)	90456	---	---	---	571	180	800	---	1.3177	1.3119
2020/1/6 (月)	74429	---	---	---	145	197	27	5	1.3073	1.3177
2020/1/3 (金)	84457	---	---	---	209	3	---	5	1.3140	1.3074
2020/1/2 (木)	104917	---	---	---	99	3	520	514	1.3252	1.3140
2019/12/31 (火)	91823	---	---	---	41	30	73	---	1.3121	1.3260
2019/12/30 (月)	91717	---	---	---	242	2	10	25	1.3077	1.3122
2019/12/27 (金)	91976	---	---	---	19	27	535	---	1.2999	1.3076
2019/12/26 (木)	35578	---	---	---	2	---	13	---	1.2973	1.2999

JP YEN		MONTHLY OPTIONS	FUTURE	WEEKLY FRIDAY OPTIONS					参考レート		
Date				WK 1	WK 2	WK 3	WK 4	WK 5	Open	Close	
2020/1/9 (木)	---	137150	---	---	0	1835	2501	8	493	109.08	109.48
2020/1/8 (水)	---	257673	---	---	0	1020	172	64	85	108.46	109.08
2020/1/7 (火)	---	109200	---	---	0	399	412	44	38	108.38	108.46
2020/1/6 (月)	---	128333	---	---	0	5521	55	2	233	107.81	108.38
2020/1/3 (金)	---	168952	---	---	0	5638	677	97	573	108.55	108.10
2020/1/2 (木)	---	111154	---	---	0	687	11	1	20	108.69	108.55
2019/12/31 (火)	---	78428	---	---	0	445	101	100	89	108.87	108.60
2019/12/30 (月)	---	105832	---	---	0	1239	38	153	0	109.44	108.88
2019/12/27 (金)	---	81557	---	---	0	184	243	616	0	109.58	109.43
2019/12/26 (木)	---	61595	---	---	0	12	3	15	0	109.39	109.58

MEX PESO		MONTHLY OPTIONS	FUTURE	WEEKLY FRIDAY OPTIONS					参考レート	
Date				WK 1	WK 2	WK 3	WK 4	WK 5	Open	Close
2020/1/9 (木)	6	44233	---	---	---	---	---	---	5.3145	5.3072
2020/1/8 (水)	57	66793	---	---	---	---	---	---	5.2926	5.3145
2020/1/7 (火)	0	41151	---	---	---	---	---	---	5.3071	5.2926
2020/1/6 (月)	21	38572	---	---	---	---	---	---	5.2809	5.3071
2020/1/3 (金)	8	41727	---	---	---	---	---	---	5.3052	5.2828
2020/1/2 (木)	29	30480	---	---	---	---	---	---	5.2894	5.3052
2019/12/31 (火)	8	28761	---	---	---	---	---	---	5.2816	5.2852
2019/12/30 (月)	30	24357	---	---	---	---	---	---	5.3086	5.2816
2019/12/27 (金)	59	39256	---	---	---	---	---	---	5.2791	5.3007
2019/12/26 (木)	1	12862	---	---	---	---	---	---	5.2701	5.2791

NZ DOLLAR		MONTHLY OPTIONS	FUTURE	WEEKLY FRIDAY OPTIONS					参考レート	
Date				WK 1	WK 2	WK 3	WK 4	WK 5	Open	Close
2020/1/9 (木)	1	21761	---	---	---	---	---	---	0.6647	0.6610
2020/1/8 (水)	0	32082	---	---	---	---	---	---	0.6642	0.6647
2020/1/7 (火)	400	28811	---	---	---	---	---	---	0.6669	0.6642
2020/1/6 (月)	1	18858	---	---	---	---	---	---	0.6654	0.6669
2020/1/3 (金)	3	23657	---	---	---	---	---	---	0.6698	0.6665
2020/1/2 (木)	200	26316	---	---	---	---	---	---	0.6731	0.6698
2019/12/31 (火)	36	20501	---	---	---	---	---	---	0.6725	0.6731
2019/12/30 (月)	4	26001	---	---	---	---	---	---	0.6700	0.6725
2019/12/27 (金)	0	18837	---	---	---	---	---	---	0.6667	0.6699
2019/12/26 (木)	0	9214	---	---	---	---	---	---	0.6638	0.6667







# IMM扱い8通貨/ダウ/日経/金/オイル/主要クロス円の過去5日及び過去5週の4本値

AUDUSD					CADUSD					CHFUSD				
Date	Open	High	Low	Close	Date	Open	High	Low	Close	Date	Open	High	Low	Close
2020/01/10	0.6854	0.6911	0.6851	0.6906	2020/01/10	0.7657	0.7675	0.7648	0.7656	2020/01/10	1.0277	1.0288	1.0244	1.0280
2020/01/09	0.6865	0.6881	0.6850	0.6854	2020/01/09	0.7671	0.7677	0.7631	0.7657	2020/01/09	1.0271	1.0297	1.0259	1.0278
2020/01/08	0.6868	0.6886	0.6849	0.6865	2020/01/08	0.7691	0.7706	0.7666	0.7670	2020/01/08	1.0302	1.0346	1.0267	1.0271
2020/01/07	0.6939	0.6939	0.6859	0.6868	2020/01/07	0.7713	0.7718	0.7675	0.7691	2020/01/07	1.0328	1.0331	1.0278	1.0301
2020/01/06	0.6937	0.6958	0.6926	0.6939	2020/01/06	0.7700	0.7716	0.7698	0.7713	2020/01/06	1.0296	1.0334	1.0291	1.0328

CNYUSD					EURUSD					GBPUSD				
Date	Open	High	Low	Close	Date	Open	High	Low	Close	Date	Open	High	Low	Close
2020/01/10	0.1444	0.1445	0.1442	0.1445	2020/01/10	1.1107	1.1129	1.1085	1.1122	2020/01/10	1.3068	1.3096	1.3045	1.3055
2020/01/09	0.1442	0.1445	0.1442	0.1442	2020/01/09	1.1109	1.1121	1.1094	1.1107	2020/01/09	1.3102	1.3124	1.3013	1.3069
2020/01/08	0.1439	0.1442	0.1436	0.1441	2020/01/08	1.1148	1.1168	1.1104	1.1110	2020/01/08	1.3120	1.3170	1.3081	1.3102
2020/01/07	0.1435	0.1443	0.1435	0.1442	2020/01/07	1.1196	1.1198	1.1134	1.1148	2020/01/07	1.3177	1.3212	1.3095	1.3119
2020/01/06	0.1435	0.1436	0.1433	0.1435	2020/01/06	1.1160	1.1206	1.1157	1.1196	2020/01/06	1.3073	1.3179	1.3065	1.3177

JPYUSD					MXNUSD					NZDUSD				
Date	Open	High	Low	Close	Date	Open	High	Low	Close	Date	Open	High	Low	Close
2020/01/10	0.9134	0.9138	0.9117	0.9133	2020/01/10	5.3072	5.3319	5.3028	5.3192	2020/01/10	0.6610	0.6645	0.6602	0.6639
2020/01/09	0.9168	0.9173	0.9126	0.9134	2020/01/09	5.3145	5.3295	5.2972	5.3072	2020/01/09	0.6647	0.6659	0.6600	0.6610
2020/01/08	0.9221	0.9289	0.9154	0.9168	2020/01/08	5.2926	5.3281	5.2609	5.3145	2020/01/08	0.6642	0.6672	0.6618	0.6647
2020/01/07	0.9227	0.9237	0.9206	0.9220	2020/01/07	5.3071	5.3175	5.2837	5.2926	2020/01/07	0.6669	0.6679	0.6625	0.6642
2020/01/06	0.9276	0.9279	0.9216	0.9227	2020/01/06	5.2809	5.3191	5.2769	5.3071	2020/01/06	0.6654	0.6680	0.6645	0.6669

Nikkei 225 - Japan (NIX)					出来高	
Date	Open	High	Low	Close	(ドル建て終値)	
2020/01/10	23813.28	23902.49	23761.71	23850.57	217.81	0 1090987100
2020/01/09	23530.29	23767.02	23512.64	23739.87	216.84	621912400 1145855900
2020/01/08	23217.49	23303.21	22951.46	23204.76	212.74	794100900 1452546700
2020/01/07	23321.70	23577.01	23299.99	23575.72	217.37	642505100 1157454400
2020/01/06	23319.76	23365.36	23148.53	23204.86	214.11	728304300 1218947300
週4本値	23319.76	23902.49	22951.46	23850.57	217.81	(N225銘柄計) (東証一部全体計)

XAUUSD				
Date	Open	High	Low	Close
2020/01/10	1552.31	1561.09	1545.81	1560.30
2020/01/09	1556.85	1561.37	1540.40	1552.39
2020/01/08	1576.75	1611.45	1552.36	1556.42
2020/01/07	1565.48	1577.18	1555.43	1574.26
2020/01/06	1560.58	1586.76	1560.58	1565.74
週4本値	1560.58	1611.45	1540.40	1560.30

Dow Jones Industrial - USA (DJIA)					出来高
Date	Open	High	Low	Close	
2020/01/10	28977.52	29009.07	28789.10	28823.77	0
2020/01/09	28851.97	28988.01	28844.31	28956.90	76677161
2020/01/08	28556.14	28866.18	28522.51	28745.09	80874288
2020/01/07	28639.18	28685.50	28565.28	28583.68	71315716
2020/01/06	28465.50	28708.02	28418.63	28703.38	79138409
週4本値	28465.50	29009.07	28418.63	28823.77	

Historical Data by  
  
 Arrangement by  


Crude Light Oil					出来高
Date	Open	High	Low	Close	
2020/01/10	59.61	59.78	58.85	59.04	1206829
2020/01/09	59.99	60.31	58.66	59.56	1448482
2020/01/08	62.84	65.65	59.15	59.61	2439671
2020/01/07	62.91	63.15	62.11	62.70	1086609
2020/01/06	63.71	64.72	62.64	63.27	1365487
週4本値	63.71	65.65	58.66	59.04	

USDJPY					EURJPY					GBPJPY				
日付	始値	高値	安値	終値	日付	始値	高値	安値	終値	日付	始値	高値	安値	終値
2020/01/10	109.48	109.69	109.44	109.50	2020/01/10	121.59	121.83	121.52	121.78	2020/01/10	143.07	143.50	142.90	142.95
2020/01/09	109.08	109.58	109.01	109.48	2020/01/09	121.17	121.68	121.12	121.59	2020/01/09	142.91	143.45	142.43	143.08
2020/01/08	108.46	109.24	107.65	109.08	2020/01/08	120.91	121.38	120.18	121.19	2020/01/08	142.29	143.11	141.13	142.91
2020/01/07	108.38	108.63	108.26	108.46	2020/01/07	121.34	121.45	120.79	120.91	2020/01/07	142.81	143.29	142.02	142.28
2020/01/06	107.81	108.51	107.77	108.38	2020/01/06	120.31	121.40	120.28	121.34	2020/01/06	140.93	142.81	140.86	142.81

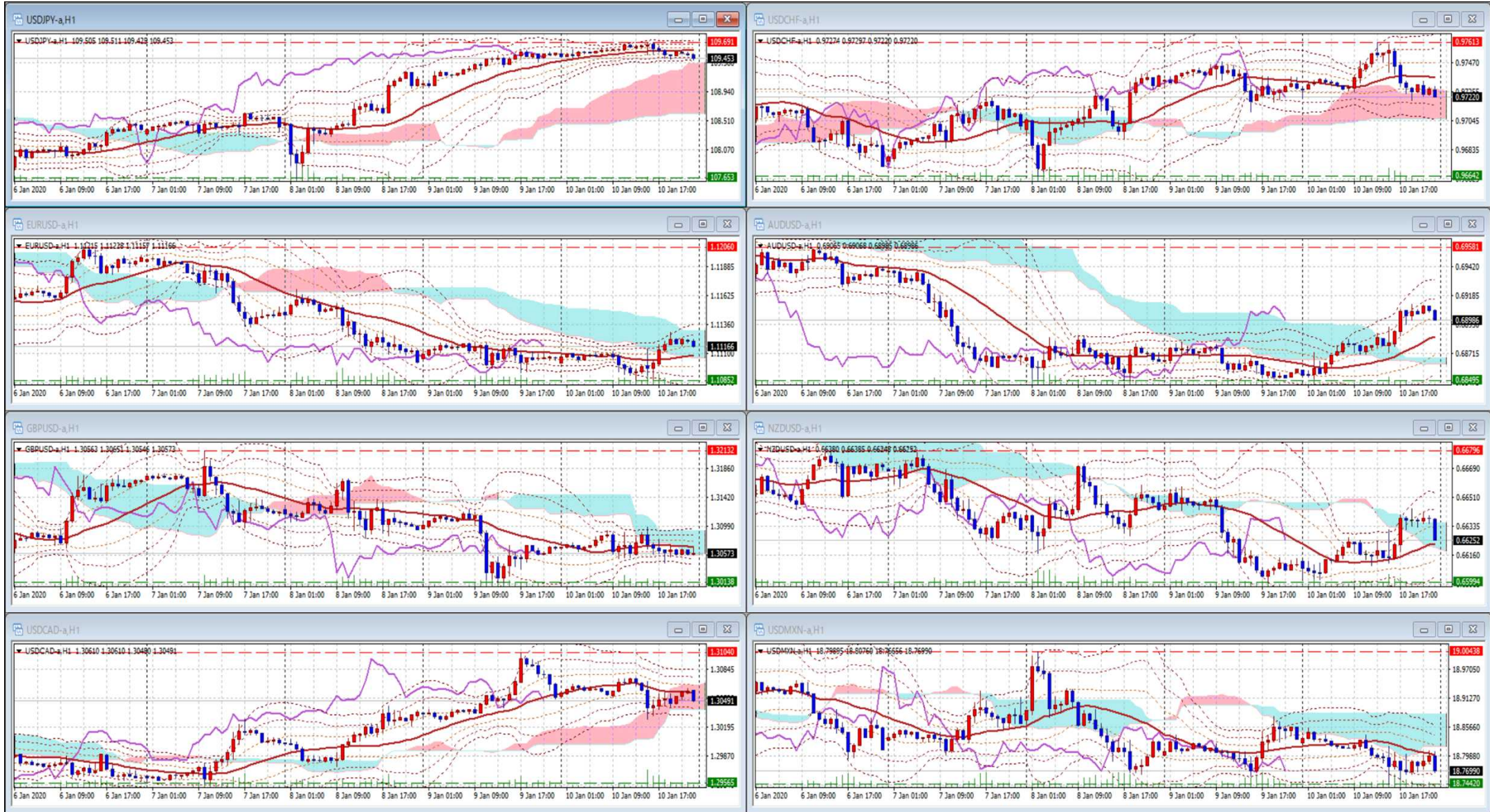
USDJPY Weekly					EURJPY Weekly					GBPJPY Weekly				
日付	始値	高値	安値	終値	日付	始値	高値	安値	終値	日付	始値	高値	安値	終値
2020/01/10	107.81	109.69	107.65	109.50	2020/01/10	120.31	121.83	120.18	121.78	2020/01/10	140.93	143.50	140.86	142.95
2020/01/03	109.58	109.59	107.85	108.10	2020/01/03	121.59	122.45	120.17	120.66	2020/01/03	142.44	144.33	141.01	141.33
2019/12/26	109.57	109.69	109.18	109.58	2019/12/26	121.81	122.05	121.09	121.59	2019/12/26	143.36	143.87	141.18	142.43
2019/12/18	108.55	109.70	108.46	109.58	2019/12/18	120.83	122.65	120.76	121.81	2019/12/18	143.27	147.96	142.50	143.35
2019/12/11	108.86	109.00	108.43	108.55	2019/12/11	120.60	120.93	119.99	120.85	2019/12/11	142.66	143.65	142.38	143.28

# 先週のIMM取り扱い対ドル8通貨チャート

※ 赤点線は週最高値/青点線は週最低安値、BB中心線はSMA21

2020/01/06 ~ 2020/01/10

Chart by OANDA Japan MetaTrader4



Pivot Maker Ver 3.0 by FX\_勝てば官軍?

<http://fx.najirane.com>